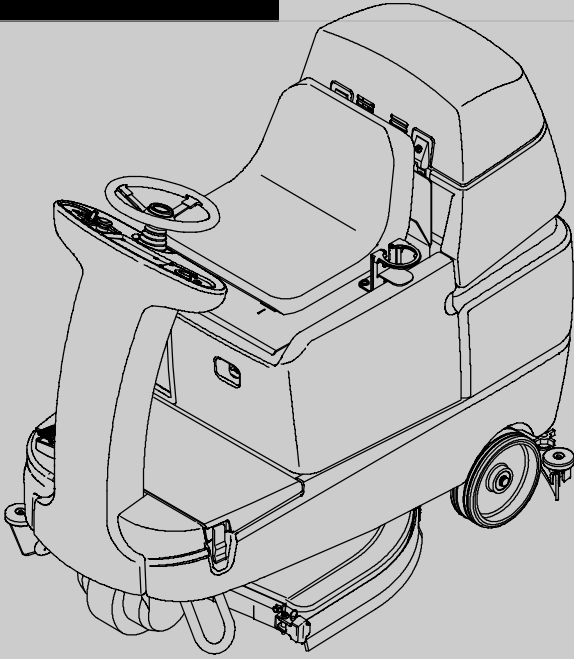


**TENNANT**<sup>®</sup>

# T7



## Rider Scrubber Parts Manual



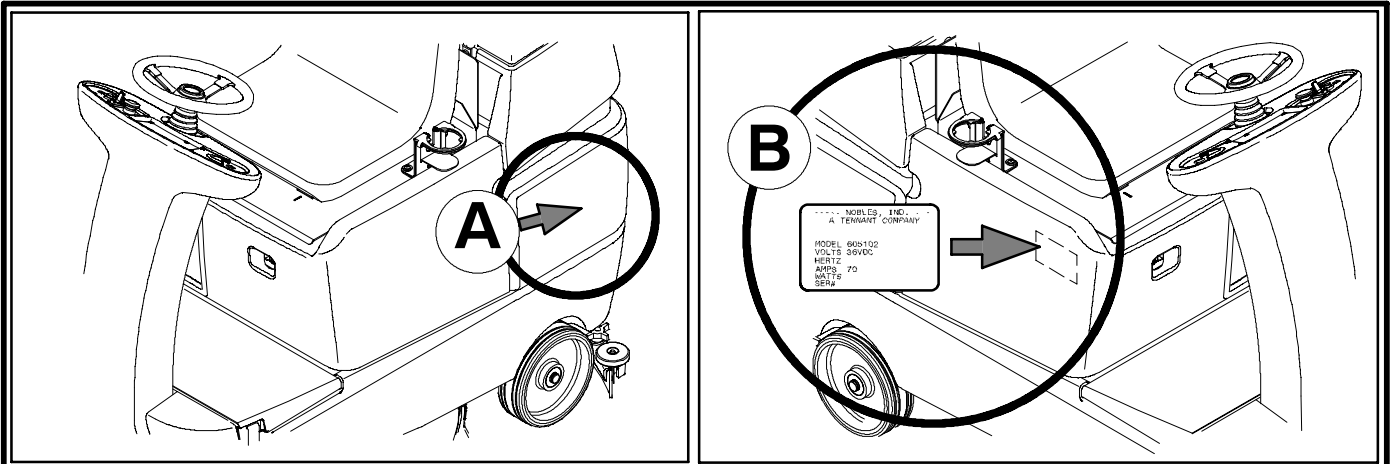
***FAST***<sup>®</sup>  
Foam Scrubbing Technology

CE

[www.tennantco.com](http://www.tennantco.com)

331046  
Rev. 03 (8-2007)





Ref	Part No.	Serial Number	Description	Qty.
1	82681	(000000 - )	Bracket W/dt, Lpg Mount	1
2	63810	(000000 - )	h Assy, Lpg Tank Mtg, W/Nut	4
3	51839	(000000 - )	ut Adjustable, Lpg Tank Mtg	2
4	49263	(000000 - )	Tie, Cable	3
	82556	(000000 - 001039)	Bracket, Vaporizer	1
	54930	(000000 - )	Vaporizer, LPG	1

**HOW TO ORDER PARTS - See diagram above**  
 Only use TENNANT Company supplied or equivalent parts. Parts and supplies may be ordered online, by phone, by fax or by mail.  
 Follow the steps below to ensure prompt delivery.

1. **(A)** Identify the machine model.
2. **(B)** Identify the machine serial number from the data plate.
3. **(C)** Ensure the proper serial number is used from the parts list.
4. **(D)** Identify the part number and quantity. Do not order by page or reference numbers.
5. Provide your name, company name, customer ID number, billing and shipping address, phone number and purchase order number.
6. Provide detail shipping instructions.

**(D)** ▽ - identifies an assembly  
 ▲ - identifies parts included in assembly

**Please fill out at time of installation for future reference.**

Model No. - \_\_\_\_\_

Serial No. - \_\_\_\_\_

Machine Options - \_\_\_\_\_

Sales Rep. - \_\_\_\_\_

Sales Rep. phone no. - \_\_\_\_\_

Customer ID Number - \_\_\_\_\_

Installation Date - \_\_\_\_\_

**Tennant N.V.**  
 Industrielaan 6 5405 AB  
 P.O. Box 6 5400 AA Uden-The Netherlands  
 europe@tennantco.com  
 www.tennantco.com

CZ	<p><b>OBJEDNÁVÁNÍ DÍLŮ - Viz schéma výše.</b></p> <p>Používejte pouze díly dodané společností TENNANT Company nebo jim odpovídající. Díly a materiál lze objednat online, telefonem, faxem nebo poštou.</p> <p>Aby bylo zajištěno rychlé dodání, postupujte podle kroků uvedených níže.</p> <ol style="list-style-type: none"> <li><b>(A)</b> Zjistěte model stroje.</li> <li><b>(B)</b> Zjistěte sériové číslo stroje z výrobního štítku.</li> <li><b>(C)</b> Použijte správné sériové číslo ze seznamu dílů.</li> <li>Určete číslo a množství dílů. Neobjednávejte podle stran nebo referenčních čísel.</li> <li>Uveďte jméno, název společnosti, číslo ID zákazníka, fakturační a dodací adresu, telefonní číslo a číslo objednávky.</li> <li>Uveďte podrobné pokyny pro dodání.</li> </ol> <p><b>(D)</b> ▽ - označuje sestavu ▲ - označuje díly v sestavě</p>	<p><b>Vyplňte během sestavování pro budoucí potřebu.</b></p> <p>Číslo modelu - _____</p> <p>Sériové číslo - _____</p> <p>Doplňky zařízení - _____</p> <p>Obchodní zástupce - _____</p> <p>Tel. č. obchodního zástupce - _____</p> <p>Číslo ID zákazníka - _____</p> <p>Datum instalace - _____</p>
DE	<p><b>BESTELLEN VON ERSATZTEILEN - Siehe oben stehendes Diagramm.</b></p> <p>Verwenden Sie nur von TENNANT gelieferte oder gleichwertige Ersatzteile. Ersatz- und Verschleißteile können online, telefonisch, per Fax oder per E-Mail bestellt werden.</p> <p>Befolgen Sie für eine umgehende Lieferung die folgenden Schritte.</p> <ol style="list-style-type: none"> <li><b>(A)</b> Geben Sie das Modell der Maschine an.</li> <li><b>(B)</b> Geben Sie die Seriennummer der Maschine an (auf dem Datenaufkleber).</li> <li><b>(C)</b> Achten Sie darauf, dass die richtigen Seriennummer aus der Ersatzteilliste verwendet wird.</li> <li>Geben Sie die Ersatzteilnummer und die Menge an. Bestellen Sie nicht nach Seitenzahl oder Referenznummern.</li> <li>Geben Sie Ihren Namen, den Firmennamen, die Kundennummer, die Rechnungs- und Lieferadresse, die Telefonnummer und die Einkaufsauftragsnummer an.</li> <li>Erteilen Sie genaue Versandanweisungen.</li> </ol> <p><b>(D)</b> ▽ - steht für eine Einheit ▲ - steht für Einzelteile einer Einheit</p>	<p><b>Bitte bei der Inbetriebnahme als Referenzangabe ausfüllen.</b></p> <p>Modellnr. - _____</p> <p>Seriennr. - _____</p> <p>Maschinenoptionen - _____</p> <p>Verkäufer - _____</p> <p>Telefonnummer des Verkäufers - _____</p> <p>Kundennummer - _____</p> <p>Installationsdatum - _____</p>
DK	<p><b>BESTILLING AF RESERVEDELE - Se ovenstående tabel.</b></p> <p>Brug kun reservedele, der er fremstillet af TENNANT, eller dele af tilsvarende kvalitet. Reservedele og tilbehør kan bestilles online, pr. telefon, pr. fax eller pr. brev.</p> <p>Følg nedenstående trin for at sikre hurtig levering.</p> <ol style="list-style-type: none"> <li><b>(A)</b> Identificér maskinmodellen.</li> <li><b>(B)</b> Identificér maskinens serienummer på datamærkatet.</li> <li><b>(C)</b> Kontrollér, at det rigtige serienummer bruges i reservedelslisten.</li> <li>Identificér reservedelsnummeret og antallet. Bestil ikke efter side- eller referencenumre.</li> <li>Angiv dit navn, firmanavn, kunde-id-nummer, faktureringsadresse og leveringsadresse, telefonnummer og indkøbsordrenummer.</li> <li>Angiv detaljerede instruktioner til forsendelse.</li> </ol> <p><b>(D)</b> ▽ - identificerer en enhed ▲ - identificerer reservedele i en enhed</p>	<p><b>Udfyld venligst på installationstidspunktet til fremtidig brug.</b></p> <p>Modellnr. - _____</p> <p>Serienr. - _____</p> <p>Maskineekstraudstyr - _____</p> <p>Salgskonsulent. - _____</p> <p>Salgskonsulentens tlf. - _____</p> <p>Kunde-id-nr. - _____</p> <p>Installationsdato - _____</p>
EE	<p><b>KUIDAS VARUOSI TELLIDA - Vaadale alltoodud joonist.</b></p> <p>Kasutage ainult TENNANT Company poolt tarnitud või samaväärseid varuosi. Varuosi ja tarvikuid võib tellida Internetist, telefoni, faksi või posti teel.</p> <p>Kiire kohaletõimetamise tagamiseks järgige järgmisi juhiseid.</p> <ol style="list-style-type: none"> <li><b>(A)</b> Märkige masina mudel.</li> <li><b>(B)</b> Märkige andmesildil olev masina seerianumber.</li> <li><b>(C)</b> Veenduge, et olete valinud varuosade loendist õige seerianumbri.</li> <li>Märkige varuosa number ja kogus. Ärge tellige lehekülje- või viitenumbri alusel.</li> <li>Märkige oma nimi, ettevõtte nimi, kliendinumbr, arve- ja saatmisaadress, telefoninumber ja ostutellimuse number.</li> <li>Lisage täpsed saatmisjuhised.</li> </ol> <p><b>(D)</b> ▽ - tähistab komplekti ▲ - tähistab komplektis olevaid osi</p>	<p><b>Palun täitke paigaldamise ajal edaspidiseks viitamiseks.</b></p> <p>Mudeli nr - _____</p> <p>Seerianr - _____</p> <p>Masina valikulised detailid - _____</p> <p>Müügiesindus - _____</p> <p>Müügiesinduse telefoninumber - _____</p> <p>Kliendi number - _____</p> <p>Paigaldamise kuupäev - _____</p>

<p><b>ES</b></p>	<p><b>CÓMO SOLICITAR PIEZAS - Consulte el diagrama anterior.</b></p> <p>Utilice sólo las piezas suministradas por TENNANT Company o piezas equivalentes. Puede solicitar las piezas a través de internet, por teléfono, por fax o por correo.</p> <p>Siga los siguientes pasos para que la entrega sea rápida.</p> <ol style="list-style-type: none"> <li>1. <b>(A)</b> Indique el modelo de máquina.</li> <li>2. <b>(B)</b> Indique el número de serie de la etiqueta de datos.</li> <li>3. <b>(C)</b> Asegúrese de que indica el número de serie correcto de la lista de piezas.</li> <li>4. Indique la cantidad y el número de la pieza. No realice el pedido indicando el número de página o el de referencia.</li> <li>5. Incluya su nombre, el nombre de la empresa, el ID de cliente, las direcciones de envío y facturación, el número de teléfono y el número del pedido de compra.</li> <li>6. Facilite instrucciones de envío.</li> </ol> <hr/> <p><b>(D)</b> ▽ - identifica un conjunto ▲ - identifica piezas de un conjunto</p>	<p><b>Rellene estos datos cuando realice la instalación para utilizarlos como referencia en el futuro.</b></p> <p>Nº modelo - _____</p> <p>Nº serie - _____</p> <p>Opciones de la máquina - _____</p> <p>Vendedor - _____</p> <p>Nº teléfono vendedor - _____</p> <p>Nº cliente - _____</p> <p>Fecha de instalación - _____</p>
<p><b>FI</b></p>	<p><b>KUINKA VARAOSIA TILATAAN - katso kuvaa yllä.</b></p> <p>Käytä ainoastaan TENNANTIN toimittamia tai niitä vastaavia varaosia. Voit tilata varaosia ja tarvikkeita internetistä, puhelimitse, faksilla tai sähköpostilla.</p> <p>Noudata seuraavia ohjeita täsmällisen toimituksen varmistamiseksi.</p> <ol style="list-style-type: none"> <li>1. <b>(A)</b> Katso koneen malli.</li> <li>2. <b>(B)</b> Katso koneen sarjanumero sen tunnustarrasta.</li> <li>3. <b>(C)</b> Varmista, että osaluettelosta, että käytät oikeaa sarjanumeroa.</li> <li>4. Katso osanumero ja kappalemäärä. Älä tilaa ilmoittamalla sivu- tai viitenumeroita.</li> <li>5. Ilmoita nimesi, yrityksesi nimi, asiakasnumero, laskutus- ja toimitusosoite, puhelinnumero ja ostotilauksen numero.</li> <li>6. Ilmoita yksityiskohtaiset toimitusosoitteet.</li> </ol> <hr/> <p><b>(D)</b> ▽ - tarkoittaa kokoonpanoa ▲ - tarkoittaa kokoonpanoon sisältyviä osia</p>	<p><b>Ole hyvä ja täytä ottaessasi koneen käyttöön myöhempiä tarpeita varten.</b></p> <p>Mallinumero - _____</p> <p>Sarjanumero - _____</p> <p>Koneen lisävarusteet - _____</p> <p>Myyntiedustaja - _____</p> <p>Myyntiedustajan puhelinnumero - _____</p> <p>Asiakasnumero - _____</p> <p>Asennuspäivä - _____</p>
<p><b>FR</b></p>	<p><b>COMMENT COMMANDER DES PIÈCES DÉTACHÉES - Voir le schéma ci-dessus.</b></p> <p>Utilisez uniquement des pièces fournies par la société TENNANT ou équivalentes. Les pièces et fournitures peuvent être commandées en ligne, par téléphone, fax, ou par courrier.</p> <p>Suivez les étapes ci-dessous pour assurer une livraison rapide.</p> <ol style="list-style-type: none"> <li>1. <b>(A)</b> Identifiez le modèle de la machine.</li> <li>2. <b>(B)</b> Identifiez le numéro de série de la machine, à partir de l'étiquette signalétique.</li> <li>3. <b>(C)</b> Assurez-vous que le numéro de série correct est utilisé à partir de la liste de pièces détachées.</li> <li>4. Identifiez le numéro de pièce et la quantité. Ne commandez pas par page ou numéros de référence.</li> <li>5. Fournissez votre nom, le nom de votre société, votre numéro d'identification de client, l'adresse de facturation et d'expédition, le numéro de téléphone et le numéro du bon de commande.</li> <li>6. Fournissez des instructions d'expédition détaillées.</li> </ol> <hr/> <p><b>(D)</b> ▽ - identifie un assemblage ▲ - identifie les pièces composant l'assemblage</p>	<p><b>A remplir au moment de l'installation à titre de référence.</b></p> <p>Nº du modèle - _____</p> <p>Nº de série - _____</p> <p>Options de la machine - _____</p> <p>Agent commercial - _____</p> <p>Nº tél. de l'agent commercial - _____</p> <p>Numéro d'identification client - _____</p> <p>Date d'installation - _____</p>
<p><b>GR</b></p>	<p><b>ΤΡΟΠΟΣ ΠΑΡΑΓΓΕΛΙΑΣ ΑΝΤΑΛΛΑΚΤΙΚΩΝ - Βλ. παραπάνω διάγραμμα.</b></p> <p>Χρησιμοποιήστε μόνο ανταλλακτικά παρεχόμενα από την TENNANT Company ή ισοδύναμα. Τα ανταλλακτικά και αναλώσιμα μπορούν να παραγγελθούν online, τηλεφωνικά, με φαξ ή ταχυδρομικά.</p> <p>Ακολουθήστε τα παρακάτω βήματα για να εξασφαλίσετε την έγκαιρη αποστολή τους.</p> <ol style="list-style-type: none"> <li>1. <b>(A)</b> Βρείτε το μοντέλο μηχανήματος.</li> <li>2. <b>(B)</b> Βρείτε τον αριθμό σειράς του μηχανήματος από την ετικέτα στοιχείων.</li> <li>3. <b>(C)</b> Βεβαιωθείτε ότι χρησιμοποιείται ο σωστός αριθμός σειράς από τον κατάλογο ανταλλακτικών.</li> <li>4. Βρείτε κωδικό ανταλλακτικού και ποσότητα. Μην παραγγέλνετε βάσει σελίδας ή αριθμών αναφοράς.</li> <li>5. Δώστε το όνομα σας, όνομα εταιρείας, ID (κωδικό) πελάτη, διεύθυνση τιμολόγησης και αποστολής, αριθμό τηλεφώνου και αριθμό εντολής προμήθειας.</li> <li>6. Δώστε λεπτομερείς πληροφορίες αποστολής.</li> </ol> <hr/> <p><b>(D)</b> ▽ - υποδηλώνει υποσύστημα ▲ - υποδηλώνει τα μέρη που περιλαμβάνονται στο υποσύστημα</p>	<p><b>Παρακαλούμε συμπληρώστε κατά την ώρα της εγκατάστασης για μελλοντική αναφορά.</b></p> <p>Αρ. Μοντέλου - _____</p> <p>Αρ. σειράς - _____</p> <p>Επιλογές Μηχανήματος - _____</p> <p>Εκπ. πωλήσεων - _____</p> <p>Τηλ. εκπροσώπου πωλήσεων - _____</p> <p>Αριθμός πελάτη - _____</p> <p>Ημερομηνία εγκατάστασης - _____</p>

HU	<p><b>HOGYAN RENDELJÜNK ALKATRÉSZEKET - Lásd: fenti diagramm.</b></p> <p>Kizárólag TENNANT vagy azzal egyenértékű cserealkatrészeket használjon. Az alkatrészeket és anyagokat meg lehet rendelni az Interneten keresztül, vagy telefonon, faxon és e-mailben.</p> <p>A pontos szállítás érdekében kövesse az alábbi lépéseket.</p> <ol style="list-style-type: none"> <li>1. <b>(A)</b> Adja meg a gép típusát.</li> <li>2. <b>(B)</b> Az adatkímke alapján adja meg a gép gyártási számát.</li> <li>3. <b>(C)</b> Ügyeljen arra, hogy a megfelelő gyártási számot válassza ki az alkatrésziistáról.</li> <li>4. Adja meg a rendelési számot és a mennyiséget. A rendeléshez ne az oldalszámot vagy a hivatkozási számot használja.</li> <li>5. Adja meg a nevét, a cége nevét, az ügyfélazonosító számát, a számlázási és szállítási címét, a telefonszámát és a rendelési számot.</li> <li>6. Adjon részletes szállítási utasításokat.</li> </ol> <hr/> <p><b>(D)</b> ▽ - a jel csomagra utal ▲ - a jel a csomagban található alkatrészekre utal</p>	<p><b>A későbbi visszakeresések érdekében kérjük, hogy a rovatokat az első üzembehelyezéskor töltsse ki.</b></p> <p>Típuszám - _____</p> <p>Gyártási szám. - _____</p> <p>A gép felszereltsége - _____</p> <p>Kereskedelmi képviselő - _____</p> <p>Kereskedelmi képviselő telefonszáma - _____</p> <p>Ügyfél azonosító száma - _____</p> <p>Üzembehelyezés dátuma - _____</p>
IT	<p><b>COME ORDINARE LE PARTI - Vedere schema precedente.</b></p> <p>Utilizzare solo ricambi forniti da TENNANT o equivalenti. Ricambi e forniture possono essere ordinati online, per telefono, via fax o per posta elettronica.</p> <p>Per ottenere una consegna rapida, seguire i passaggi indicati di seguito.</p> <ol style="list-style-type: none"> <li>1. <b>(A)</b> Identificare il modello della macchina.</li> <li>2. <b>(B)</b> Identificare il numero di serie della macchina dall'etichetta dei dati.</li> <li>3. <b>(C)</b> Utilizzare il numero di serie corretto presente nell'elenco delle parti di ricambio.</li> <li>4. Identificare numero di parte e quantità. Non ordinare per numero di pagina o di riferimento.</li> <li>5. Fornire nome del contatto, nome della società, numero di ID cliente, indirizzo di fatturazione e di spedizione, numero di telefono e numero di ordine di acquisto.</li> <li>6. Fornire istruzioni dettagliate per la spedizione.</li> </ol> <hr/> <p><b>(D)</b> ▽ - identifica un gruppo ▲ - identifica parti comprese in un gruppo</p>	<p><b>Compilare il modulo al momento dell'installazione per poterlo consultare in futuro in caso di necessità.</b></p> <p>N. Modello - _____</p> <p>N. Serie - _____</p> <p>Opzioni della macchina - _____</p> <p>Venditore - _____</p> <p>Tel. venditore - _____</p> <p>Numero ID cliente - _____</p> <p>Data di installazione - _____</p>
LV	<p><b>KĀ PASŪTĪT REZERVES DETALĀS - Skat. diagrammu iepriekš.</b></p> <p>izmantojiet tikai TENNANT Company piegādātās vai tām līdzvērtīgas rezerves detaļas. Daļas un piegādi var pasūtīt internetā, pa tālruni, pa faksu vai pastu.</p> <p>Lai nodrošinātu savlaicīgu piegādi, sekojiet zemāk aprakstītajiem soļiem.</p> <ol style="list-style-type: none"> <li>1. <b>(A)</b> Nosakiet mašīnas modeli.</li> <li>2. <b>(B)</b> Nosakiet mašīnas sērijas numuru uz tehnisko datu uzlīmes.</li> <li>3. <b>(C)</b> Pārbaudiet, ka tiek uzrakstīts attiecīgais sērijas numurs no detaļu saraksta.</li> <li>4. Nosakiet detaļas numuru un skaitu. Veicot pasūtījumus neatsaucieties uz lapušu vai norādes numuriem.</li> <li>5. Uzrakstiet savu vārdu, uzņēmuma nosaukumi, klienta identitātes numuru, adresi rēķina piesūtīšanai un piegādei un pirkuma pasūtījuma numuru.</li> <li>6. Sniedziet detalizētu informāciju par piegādi.</li> </ol> <hr/> <p><b>(D)</b> ▽ - nosaka ierīci ▲ - nosaka detaļas, kas ir komplektā ar ierīci</p>	<p><b>Veicot uzstādīšanu, lūdzam pierakstīt attiecīgo informāciju izmantošanai turpmāk.</b></p> <p>Modeļa Nr. - _____</p> <p>Sērijas Nr. - _____</p> <p>Mašīnas opcijas - _____</p> <p>Pārdošanas pārst. - _____</p> <p>Pārdošanas pārst. tālr. Nr. - _____</p> <p>Klienta numurs - _____</p> <p>Uzstādīšanas datums - _____</p>
LT	<p><b>KAIP UŽSISAKYTI DALIS - žr. diagramą viršuje.</b></p> <p>Naudokite tik "Tennant" kompanijos tiekiamas arba lygiavertes joms dalis. Dalis galite užsisakyti internetu, telefonu, faksu bei elektroniniu paštu.</p> <p>Kad užsakymas būtų greitai įvykdytas, laikykitės išvardytų taisyklių.</p> <ol style="list-style-type: none"> <li>1. <b>(A)</b> Nurodykite mašinos modelį.</li> <li>2. <b>(B)</b> Norodykite mašinos serijos numerį, kurį rasite ant duomenų žymės.</li> <li>3. <b>(C)</b> Įsitinkinkite, kad nurodomas tikslus serijos numeris iš dalių sąrašo.</li> <li>4. Nurodykite dalies numerį ir reikiamą kiekį. Neužsakinėkite pagal puslapius ar nuorodos numerius.</li> <li>5. Nurodykite savo vardą, kompanijos pavadinimą, kliento ID numerį, sąskaitos išrašymo ir vežimo adresą, telefono numerį ir pirkimo užsakymo numerį.</li> <li>6. Nurodykite išsamias gabenimo instrukcijas.</li> </ol> <hr/> <p><b>(D)</b> ▽ - žymi sistemą ▲ - nurodo sistemos dalis</p>	<p><b>Prašome užpildyti montavimo metu, siekiant gauti informaciją ateityje.</b></p> <p>Modelio Nr. - _____</p> <p>Serijos Nr. - _____</p> <p>Mašinos versija - _____</p> <p>Komivojažierius - _____</p> <p>Komivojažieriaus tel. nr. - _____</p> <p>Pirkėjo ID numeris - _____</p> <p>Sumontavimo data - _____</p>

NL	<p><b>HOE ONDERDELEN TE BESTELLEN - Zie schema hierboven.</b></p> <p>Gebruik alleen onderdelen die door TENNANT Company zijn geleverd of soortgelijke onderdelen. Onderdelen en voorraden kunnen online, per telefoon, fax of schriftelijk besteld worden.</p> <p>Volg de stappen hieronder om een juiste levering te garanderen.</p> <ol style="list-style-type: none"> <li><b>(A)</b> Bepaal het machinemodel.</li> <li><b>(B)</b> Lees het serienummer van de machine af van het gegevenslabel.</li> <li><b>(C)</b> Zorg dat het juiste serienummer wordt gebruikt uit de onderdelenlijst.</li> <li>Bepaal het artikelnummer en het aantal. Bestel niet aan de hand van pagina's of referentienummers.</li> <li>Geef uw naam, bedrijfsnaam, klantnummer, factuur- en leveringsadres, telefoonnummer en bestelnummer op.</li> <li>Geef gedetailleerde leveringsinstructies op.</li> </ol> <hr/> <p><b>(D)</b> ▽ - geeft een eenheid aan ▲ - geeft de onderdelen van de eenheid aan</p>	<p><b>Vul tijdens installatie de onderstaande gegevens in voor eventueel toekomstig gebruik.</b></p> <p>Modelnr. - _____</p> <p>Serienr. - _____</p> <p>Machine-opties - _____</p> <p>Verkoopvert. - _____</p> <p>Telnr. verkoopvert. - _____</p> <p>Klantnummer - _____</p> <p>Installatiedatum - _____</p>
NO	<p><b>HVORDAN BESTILLE DELER - Se diagram over.</b></p> <p>Bruk kun deler levert av TENNANT Company eller ekvivalente deler. Deler og forsyninger kan bestilles online, per telefon, per faks eller per post.</p> <p>Følg trinnene under for å sikre rask levering.</p> <ol style="list-style-type: none"> <li><b>(A)</b> Angi maskinmodellen.</li> <li><b>(B)</b> Angi maskinens serienummer fra typeskiltet.</li> <li><b>(C)</b> Forsikre deg om at korrekt serienummer brukes fra delelisten.</li> <li>Angi delenummer og antall. Bestill ikke ut fra side- eller referansenumre.</li> <li>Angi ditt navn, firmanavn, kunde-ID-nummer, fakturerings- og forsendelsesadresse, telefonnummer og innkjøpsordrenummer.</li> <li>Angi detaljerte forsendelsesinstruksjoner.</li> </ol> <hr/> <p><b>(D)</b> ▽ - angir en delegruppe ▲ - angir deler inkludert i en delegruppe</p>	<p><b>Fyll ut ved installasjonstidspunkt for fremtidig bruk.</b></p> <p>Modelnr. - _____</p> <p>Serienr. - _____</p> <p>Maskinens tillegg - _____</p> <p>Salgsrep. - _____</p> <p>Salgsrep. telefonnr. - _____</p> <p>Kunde-ID-nummer - _____</p> <p>Installasjonsdato - _____</p>
PL	<p><b>JAK ZAMAWIAĆ CZĘŚCI - patrz schemat powyżej.</b></p> <p>Należy używać wyłącznie części dostarczanych przez firmę TENNANT Company lub równoważnych. Części i dostawy mogą być zamawiane online, przez telefon, faksem lub pocztą.</p> <p>Aby zapewnić szybką dostawę, należy przestrzegać następujących wskazówek.</p> <ol style="list-style-type: none"> <li><b>(A)</b> Określić model maszyny.</li> <li><b>(B)</b> Określić numer seryjny maszyny znajdujący się na tabliczce znamionowej.</li> <li><b>(C)</b> Odszukać ten numer seryjny w wykazie części.</li> <li>Określić numer części i ilość. Nie zamawiać na podstawie numeru strony lub liczby porządkowej wykazu.</li> <li>Podać swoje nazwisko, nazwę firmy, numer identyfikacyjny klienta, adres dostawy i dostarczenia rachunku, numer telefonu i numer zamówienia zakupu.</li> <li>Podać dokładne instrukcje dotyczące dostawy.</li> </ol> <hr/> <p><b>(D)</b> ▽ - oznacza zespół ▲ - oznacza część w zespole</p>	<p><b>Prosimy wpisać datę instalacji do późniejszego wykorzystania.</b></p> <p>Nr modelu - _____</p> <p>Nr seryjny - _____</p> <p>Opcje maszyny - _____</p> <p>Przedst. sprzedaży - _____</p> <p>Nr tel. przedst. sprzed. - _____</p> <p>Nr ident. klienta - _____</p> <p>Data instalacji - _____</p>
PT	<p><b>COMO ENCOMENDAR PEÇAS - Consulte o diagrama acima.</b></p> <p>Utilize apenas peças fornecidas pela TENNANT Company ou equivalentes. As peças e consumíveis podem ser encomendados online, por telefone, fax ou correio.</p> <p>Siga os passos abaixo para garantir uma entrega rápida.</p> <ol style="list-style-type: none"> <li><b>(A)</b> Identifique o modelo da máquina.</li> <li><b>(B)</b> Identifique o número de série da máquina que se encontra na etiqueta de dados.</li> <li><b>(C)</b> Certifique-se de que usa o número de série correcto da lista de peças.</li> <li>Identifique o número de produto e a quantidade. Não encomende através de números de página ou de referência.</li> <li>Forneça o seu nome, o nome da empresa, o número de ID do cliente, os endereços de facturação e entrega, o número de telefone e o número da nota de encomenda.</li> <li>Forneça instruções de entrega detalhadas.</li> </ol> <hr/> <p><b>(D)</b> ▽ - identifica uma unidade ▲ - identifica peças incluídas numa unidade</p>	<p><b>Preencha na altura da instalação para futura referência.</b></p> <p>Modelo nº - _____</p> <p>Nº de série - _____</p> <p>Opcões da máquina - _____</p> <p>Vendedor - _____</p> <p>Telefone do vendedor - _____</p> <p>Número de ID do cliente - _____</p> <p>Data de instalação - _____</p>

RU	<p><b>КАК ЗАКАЗАТЬ ЗАПЧАСТИ - См. схему ниже.</b></p> <p>Используйте только запчасти, поставляемые компанией TENNANT или их аналоги. Запасные части и расходные материалы можно заказать в режиме онлайн, телефоном, факсом или электронной почтой.</p> <p>Для своевременной доставки следуйте описанным ниже инструкциям.</p> <ol style="list-style-type: none"> <li>1. <b>(A)</b> Укажите модель машины.</li> <li>2. <b>(B)</b> Укажите серийный номер машины, обозначенный на табличке технических данных.</li> <li>3. <b>(C)</b> Удостоверьтесь, что надлежащий серийный номер перечислен в списке запчастей.</li> <li>4. Укажите номер детали и нужное количество. Не используйте номера страниц или ссылок.</li> <li>5. Укажите свое имя, название компании, идентификационный номер покупателя, расчетный адрес и адрес доставки, телефонный номер и номер заказа на покупку.</li> <li>6. Укажите подробные сведения о доставке.</li> </ol> <p><b>(D)</b> ▽ - означает узел ▲ - обозначает деталь узла</p>	<p><b>Во время установки заполните, пожалуйста, эти сведения для того, чтобы сослаться в дальнейшем.</b></p> <p>Модель Э - _____</p> <p>Серийный Э - _____</p> <p>Опции машины - _____</p> <p>Торговый представитель - _____</p> <p>Телефон торгового представителя - _____</p> <p>Идент. номер покупателя - _____</p> <p>Дата установки - _____</p>
SE	<p><b>BESTÄLLNING AV RESERVDELAR - Se ovanstående schema.</b></p> <p>Använd endast delar från Tennant Company eller likvärdiga. Delar och material kan beställas online, telefoniskt, per fax eller post.</p> <p>Följ nedanstående steg för en snabb leverans.</p> <ol style="list-style-type: none"> <li>1. <b>(A)</b> Identifiera maskinens modell.</li> <li>2. <b>(B)</b> Identifiera maskinens serienummer på typskylten.</li> <li>3. <b>(C)</b> Kontrollera att rätt serienummer används från dellistan.</li> <li>4. Identifiera artikelnumret och mängden. Beställ inte med hjälp av sido- eller referensnummer.</li> <li>5. Uppge ditt namn, företagets namn, kundens ID-nummer, faktura- och leveransadress, telefonnummer och ordernumret vid inköp.</li> <li>6. Ge detaljerade transportanvisningar.</li> </ol> <p><b>(D)</b> ▽ - identifierar en modul ▲ - identifierar delar som ingår i en modul</p>	<p><b>Fyll i vid installation och spar för framtida bruk.</b></p> <p>Modellnr. - _____</p> <p>Serienr. - _____</p> <p>Tilvalsutrustning - _____</p> <p>Försäljare - _____</p> <p>Försäljarens tel.nr. - _____</p> <p>Kundnummer - _____</p> <p>Installationsdatum - _____</p>
SK	<p><b>POSTUP PRI OBJEDNÁVANÍ ČASTÍ - Pozri vyššie uvedený diagram.</b></p> <p>Využívajte výhradne dielce dodané spoločnosťou TENNANT, alebo ich ekvivalenty. Dielce a položky je možné objednať online, telefonicky, faxom, alebo poštou.</p> <p>Na zabezpečenie promptného doručenia sa riad'te nasledovnými krokmi.</p> <ol style="list-style-type: none"> <li>1. <b>(A)</b> Identifikujte model stroja.</li> <li>2. <b>(B)</b> Z etikety s údajmi identifikujte sériové číslo stroja.</li> <li>3. <b>(C)</b> Ubezpečte sa, že ste zadali správne sériové číslo zo zoznamu dielcov.</li> <li>4. Identifikujte číslo dielu a množstvo. Neobjednávajte pomocou čísel strán, alebo referenčných čísel.</li> <li>5. Zadajte Vaše meno, meno spoločnosti, ID číslo zákazníka, fakturačnú a prepravnú adresu, telefónne číslo a objednávacie číslo dielu.</li> <li>6. Uved'te podrobné prepravné pokyny.</li> </ol> <p><b>(D)</b> ▽ - identifikuje sadu ▲ - identifikuje časti sady</p>	<p><b>Vyplňte prosím pri inštalácii pre prípad potreby v budúcnosti.</b></p> <p>č. modelu - _____</p> <p>Sériové č. - _____</p> <p>Zvláštne príslušenstvo stroja - _____</p> <p>Obchodné zastúpenie - _____</p> <p>Obch. zastúpenie tel. č. - _____</p> <p>ID č. zákazníka - _____</p> <p>Dátum inštalácie - _____</p>
SL	<p><b>NAROČANJE NADOMESTNIH DELOV - glejte zgornjo sliko.</b></p> <p>Uporabljajte samo originalne nadomestne dele Tennant ali enakovredne dele. Dele in potrošni material lahko naročite prek spleta, po telefonu, faksu ali pošti.</p> <p>Za zagotovitev čimbolj hitre dostave sledite spodnjim navodilom.</p> <ol style="list-style-type: none"> <li>1. <b>(A)</b> Ugotovite model stroja.</li> <li>2. <b>(B)</b> Na ploščici s podatki poiščite serijsko številko stroja.</li> <li>3. <b>(C)</b> Poskrbite, da na seznamu nadomestnih delov poiščete pravilno serijsko številko.</li> <li>4. Poiščite številko dela in potrebno količino. Pri naročilih ne navajajte strani ali referenčne številke.</li> <li>5. Navedite svoje ime, ime podjetja, ID številko stranke, naslova za dostavo in izdajo računa, telefonsko številko in številko naročila.</li> <li>6. Navedite podrobna navodila za dostavo.</li> </ol> <p><b>(D)</b> ▽ - označuje sklop ▲ - označuje dele sklopa</p>	<p><b>Prosimo, da ob vgradnji izpolnite te podatke, da vam bodo v prihodnje na voljo.</b></p> <p>Št. modela - _____</p> <p>Serijska številka - _____</p> <p>Dodatna oprema stroja - _____</p> <p>Prodajni predstavnik - _____</p> <p>Telefonska št. prodajnega predstavnika - _____</p> <p>Številka stranke - _____</p> <p>Datum vgradnje - _____</p>

**PARÇALARIN SİPARİŞ EDİLMESİ - Yukarıdaki şemaya bakın.**

Yalnızca TENNANT Company'den sağlanan veya eşdeğerde parçalar kullanın. Parça veya sarf malzemeleri çevrimiçi olarak, telefonla, faksla veya postayla sipariş edilebilir.

Zamanında teslimatı sağlamak için aşağıdaki adımları izleyin.

1. **(A)** Makine modelini belirtin.
2. **(B)** Veri etiketinden makine seri numarasını belirtin.
3. **(C)** Parça listesinden uygun seri numarasının kullanıldığından emin olun.
4. Parça numarasını ve miktarını belirtin. Sayfa veya referans numaralarını kullanarak sipariş vermeyin.
5. Adınızı, şirketinizin adını, müşteri kimlik numaranızı, faturalama ve sevkiyat adreslerini, telefon numarasını ve satın alma siparişi numarasını belirtin.
6. Ayrıntılı sevkiyat talimatlarını belirtin.

- (D)** ▽ - bir tertibatı belirtir  
▲ - tertibattaki parçaları belirtir

**İleri tarihlerde başvurmak için lütfen kurulum sırasında doldurun.**

Model No. - \_\_\_\_\_

Seri No. - \_\_\_\_\_

Makine Seçenekleri - \_\_\_\_\_

Satış Temsilcisi - \_\_\_\_\_

Satış Temsilcisi telefon no. - \_\_\_\_\_

Müşteri Kimlik Numarası - \_\_\_\_\_

Kurulum Tarihi - \_\_\_\_\_

**TR**



# GENERAL RECOMMENDED MAINTENANCE

T7, SSR

## General Recommended Maintenance Items

Ref.	Part No.	Description	Qty.
	390942	Blade, Sqge, Rear, 700mm Linatex [37.5l]	1
	390922	Blade, Sqge, Rear, 800mm Linatex [44.0l]	1
▽	391384	Squeegee Kit, Oil-Rstn, 700mm	1
▲	391377	Blade, Sqge, Front, 700mm Oil-Rstn,35.0l	1
▲	391378	Blade, Sqge, Rear, 700mm Oil-Rstn[37.0l]	1
▽	391386	Squeegee Kit, Tile, 700mm	1
▲	390943	Blade, Sqge, Front, 700mm Linatex, 35.0l	1
▲	390936	Blade, Sqge, Rear, 700mm Gum Rbr [37.5l]	1
▽	391383	Squeegee Kit, Oil-Rstn, 800mm	1
▲	391379	Blade, Sqge, Front, 800mm Oil-Rstn,41.5l	1
▲	391380	Blade, Sqge, Rear, 800mm Oil-Rstn[44.0l]	1
▽	391385	Squeegee Kit, Tile, 800mm	1
▲	390923	Blade, Sqge, Front, 800mm Linatex, 41.5l	1
▲	390934	Blade, Sqge, Rear, Gum Rbr, 800mm[44.0l]	1
	86859	Squeegee Assy, Side [Linatex]	2
	391334	Squeegee Assy, Side	2
	1011561	Caster, Swivel, 50d, M10 X 1.5 X 30 Stem	2
	1013531	Skirt, Spray, 650mm	1
	1011376	Skirt, Spray, 800mm	1
	1010560	Wheel, Bmpr, 80d X 25w, Non-Marking	1
	1013611	Seal, Cover, Recvy	1
	1020719	Seal, Afmkt, Bulb, Clsd Cell, Adh, 8ft	1
	1020727	Seal, Afmkt, Bulb, Clsd Cell, Adh, 8ft	1
	1020301	Seal, Afmkt, Bulb, Clsd Cell, Adh, 8ft	1
	1015921	Hose, Vacuum, 1.5d X 43l, Short Cuff	1
	370114	Filter Kit, Vacfan	1
	1016392	Gasket, Fltr, Tank	1
▽	1014274	Hose, Drain Assy	1
▲▽	1008639	Cap, Drain Assy	1
▲▲	1019563	Strap, Drain Cap	1
▲▲	1008637	O Ring, 1.48" Id, 1.76" Od	1
▽	1014268	Hose, Drain, Assy	1
▲▽	1008639	Cap, Drain Assy	1
▲▲	1019563	Strap, Drain Cap	1
▲▲	1008637	O Ring, 1.48" Id, 1.76" Od	1



## SECTION 2

Contents	Page
Fig. 1 - Replacement Brushes, 650 mm . . . . .	2-2
Fig. 2 - Replacement Brushes, 800 mm . . . . .	2-4
Fig. 3 - Main Frame Group, Disk Scrub Head . . .	2-6
Fig. 4 - Main Frame Group, Cylindrical Scrub Head . . . . .	2-8
Fig. 5 - Seat Group . . . . .	2-10
Fig. 6 - Steering Group . . . . .	2-12
Fig. 7 - Instrument Panel Group . . . . .	2-14
Fig. 8 - Front Drive Wheel Group . . . . .	2-16
Fig. 9 - Brake Pedal and Accelerator Pedal Group . . . . .	2-18
Fig. 10 - Disk Scrub Head Lift Group . . . . .	2-20
Fig. 11 - Disk Scrub Head Drive Motor Group, 650 mm . . . . .	2-22
Fig. 12 - Disk Scrub Head Drive Motor Group, 800 mm . . . . .	2-24
Fig. 13 - Disk Scrub Head Side Squeegee Group, Right . . . . .	2-26
Fig. 14 - Disk Scrub Head Side Squeegee Group, Left . . . . .	2-28
Fig. 15 - Cylindrical Scrub Head Lift Group . . . .	2-30
Fig. 16 - Cylindrical Scrub Head Group, 700mm	2-32
Fig. 17 - Cylindrical Scrub Head Group, 800mm	2-34
Fig. 18 - Cylindrical Scrub Head Drive Group, Right Side . . . . .	2-36
Fig. 19 - Cylindrical Scrub Head Drive Group, Left Side . . . . .	2-38
Fig. 20 - Cylindrical Scrub Head Squeegee Group . . . . .	2-40
Fig. 21 - Recovery Tank Group . . . . .	2-42
Fig. 22 - Vacuum Fan Group . . . . .	2-44
Fig. 23 - Solution Tank Group . . . . .	2-46
Fig. 24 - Tanks Drain Group . . . . .	2-48
Fig. 25 - Rear Squeegee Lift Group, Disk Scrub Head . . . . .	2-50
Fig. 26 - Rear Squeegee Lift Group, Cylindrical Scrub Head . . . . .	2-52
Fig. 27 - Rear Squeegee Group, 650 mm . . . . .	2-54
Fig. 28 - Rear Squeegee Group, 800 mm . . . . .	2-56
Fig. 29 - Circuit Board Group . . . . .	2-58
Fig. 30 - Electrical Group . . . . .	2-60
Fig. 31 - Electrical Schematic . . . . .	2-62
Fig. 32 - Wire Harnesses Group . . . . .	2-64
Fig. 32 - Wire Harnesses Group . . . . .	2-67
Fig. 33 - Label Group . . . . .	2-71

Fig. 1 - Replacement Brushes, 650 mm

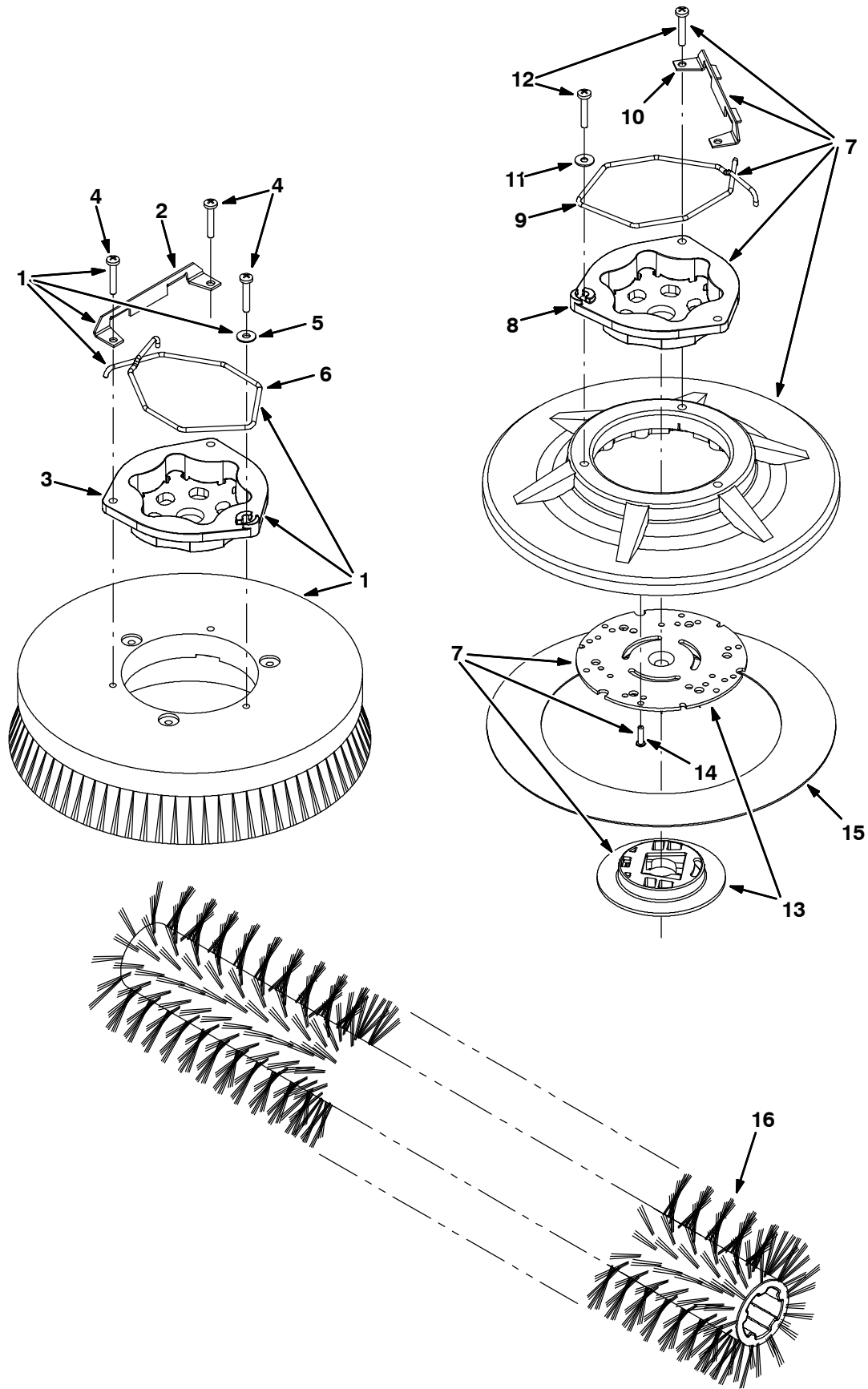


Fig. 1 - Replacement Brushes, 650 mm

Ref.	Part No.	Description	Qty.	
▽	1	1018377	Brush Assy, Disk, Scb, 13.0 D, Soft Nylon	2
▲	2	24299	Bracket, Retainer, Spring	1
▲	3	1017368	Hub, Drive, Brush, Disk, 3hole 5.8bc	1
▲	4	32746	Screw, Pan, M6 X 1.0 X 35, Ss	3
▲	5	01684	Washer, Flat, 0.25 Ss	1
▲	6	1017957	Spring, Retaining, Brush	1
▽	1	1014346	Brush Assy, Disk, Scb, 13.0 D, Polypropylene	2
▲	2	24299	Bracket, Retainer, Spring	1
▲	3	1017368	Hub, Drive, Brush, Disk, 3hole 5.8bc	1
▲	4	32746	Screw, Pan, M6 X 1.0 X 35, Ss	3
▲	5	01684	Washer, Flat, 0.25 Ss	1
▲	6	1017957	Spring, Retaining, Brush	1
▽	1	1018457	Brush Assy, Disk, Scb, 13.0 D, Super Abrasive	2
▲	2	24299	Bracket, Retainer, Spring	1
▲	3	1017368	Hub, Drive, Brush, Disk, 3hole 5.8bc	1
▲	4	32746	Screw, Pan, M6 X 1.0 X 35, Ss	3
▲	5	01684	Washer, Flat, 0.25 Ss	1
▲	6	1017957	Spring, Retaining, Brush	1
▽	7	379013	Driver Assy, Pad, 13.0d	2
▲	8	1017368	Hub, Drive, Brush, Disk, 3hole 5.8bc	1
▲	9	1017957	Spring, Retaining, Brush	1
▲	10	24299	Bracket, Retainer, Spring	1
▲	11	01684	Washer, Flat, 0.25 Ss	1
▲	12	32746	Screw, Pan, M6 X 1.0 X 35, Ss	3
▲	13	370095	Device, Centering	1
▲	14	360943	Screw, Pan, #10-14 X 0.75, F/Plstc	3
	15	89046	Pad, Stripping, 13.0d, Brown [1pad=1pc]	2
	15	89047	Pad, Scrub, 13.0d, Blue	2
	15	89048	Pad, Buff, 13.0d, Red [1pad=1pc]	2
	15	89049	Pad, Polish, 13.0d, White [1pad=1pc]	2
	16	222305	Brush, Scb, 28l, Soft Nylon	1
	16	222306	Brush, Scb, 28l, Abrasive	1
	16	222304	Brush, Scb, 28l, Polypropylene Grout	1
	16	374041	Brush, Scb, 28l, Polypropylene	1

Fig. 2 - Replacement Brushes, 800 mm

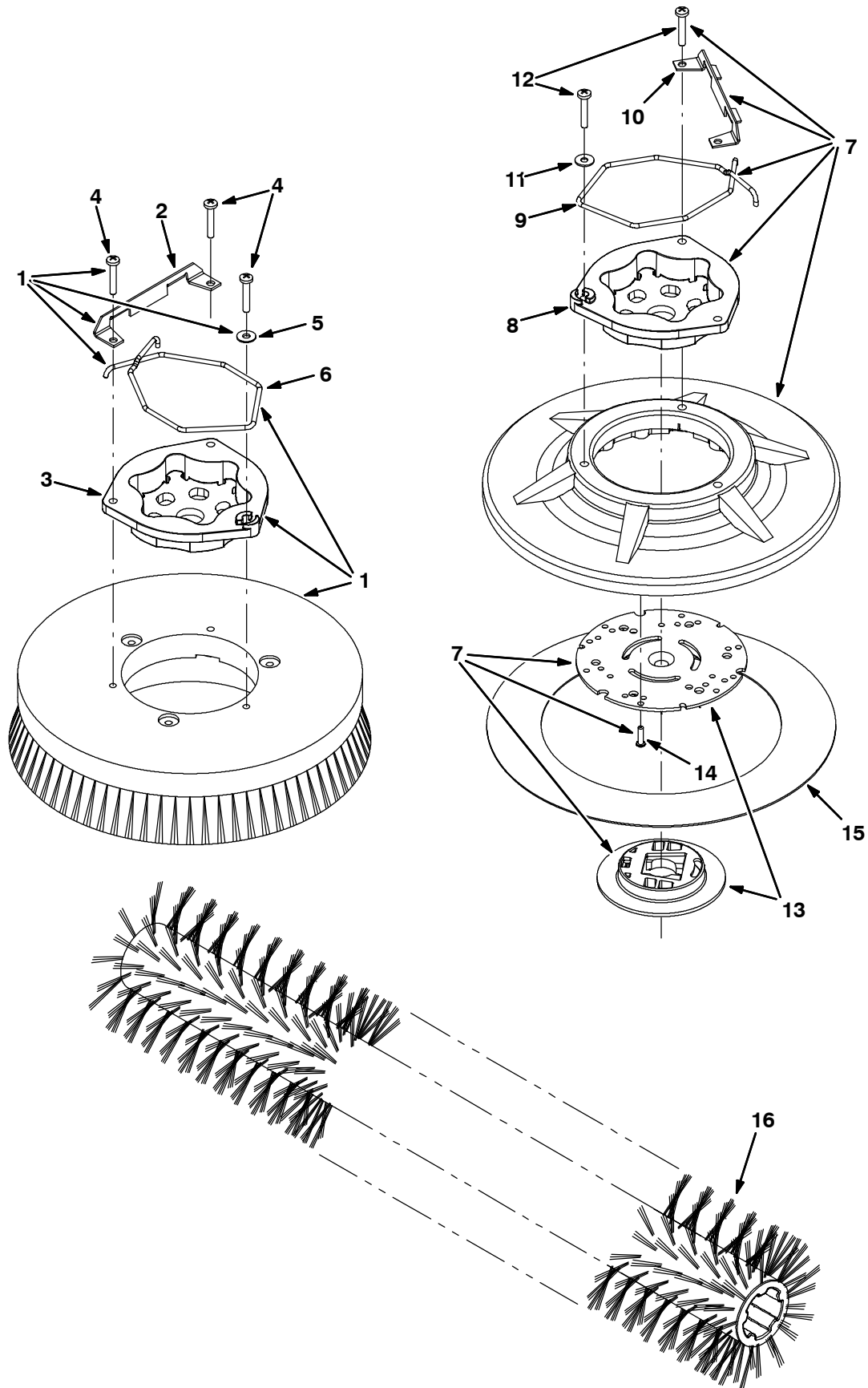


Fig. 2 - Replacement Brushes, 800 mm

Ref.	Part No.	Description	Qty.	
▽	1	1016634	Brush Assy, Disk, Scb, 16.0 D, Soft Nylon	2
▲	2	24299	Bracket, Retainer, Spring	1
▲	3	1017368	Hub, Drive, Brush, Disk, 3hole 5.8bc	1
▲	4	32746	Screw, Pan, M6 X 1.0 X 35, Ss	3
▲	5	01684	Washer, Flat, 0.25 Ss	1
▲	6	1017957	Spring, Retaining, Brush	1
▽	1	1016633	Brush Assy, Disk, Scb, 16.0 D, Polypropylene	2
▲	2	24299	Bracket, Retainer, Spring	1
▲	3	1017368	Hub, Drive, Brush, Disk, 3hole 5.8bc	1
▲	4	32746	Screw, Pan, M6 X 1.0 X 35, Ss	3
▲	5	01684	Washer, Flat, 0.25 Ss	1
▲	6	1017957	Spring, Retaining, Brush	1
▽	1	1018455	Brush Assy, Disk, Scb, 16.0 D, Super Abrasive	2
▲	2	24299	Bracket, Retainer, Spring	1
▲	3	1017368	Hub, Drive, Brush, Disk, 3hole 5.8bc	1
▲	4	32746	Screw, Pan, M6 X 1.0 X 35, Ss	3
▲	5	01684	Washer, Flat, 0.25 Ss	1
▲	6	1017957	Spring, Retaining, Brush	1
▽	7	379016	Driver Assy, Pad, 16.0d	2
▲	8	1017368	Hub, Drive, Brush, Disk, 3hole 5.8bc	1
▲	9	1017957	Spring, Retaining, Brush	1
▲	10	24299	Bracket, Retainer, Spring	1
▲	11	01684	Washer, Flat, 0.25 Ss	1
▲	12	32746	Screw, Pan, M6 X 1.0 X 35, Ss	3
▲	13	370095	Device, Centering	1
▲	14	360943	Screw, Pan, #10-14 X 0.75, F/Plstc	3
	15	370092	Pad, Stripping, 16.0d [Hi Prod 1pad=1pc]	2
	15	63248-1	Pad, Stripping, 16.0d, Brown [1pad=1pc]	2
	15	63248-2	Pad, Scb, 16.0d, Blu [1pad=1pc]	2
	15	63248-3	Pad, Buff, 16.0d, Red	2
	15	63248-4	Pad, Polish, 16.0d, White [1pad=1pc]	2
	16	222308	Brush, Scb, 32l, Soft Nylon	1
	16	222309	Brush, Scb, 32l, Abrasive	1
	16	222307	Brush, Scb, 32l, Polypropylene Grout	1
	16	374042	Brush, Scb, 32l, Polypropylene	1

Fig. 3 - Main Frame Group, Disk Scrub Head

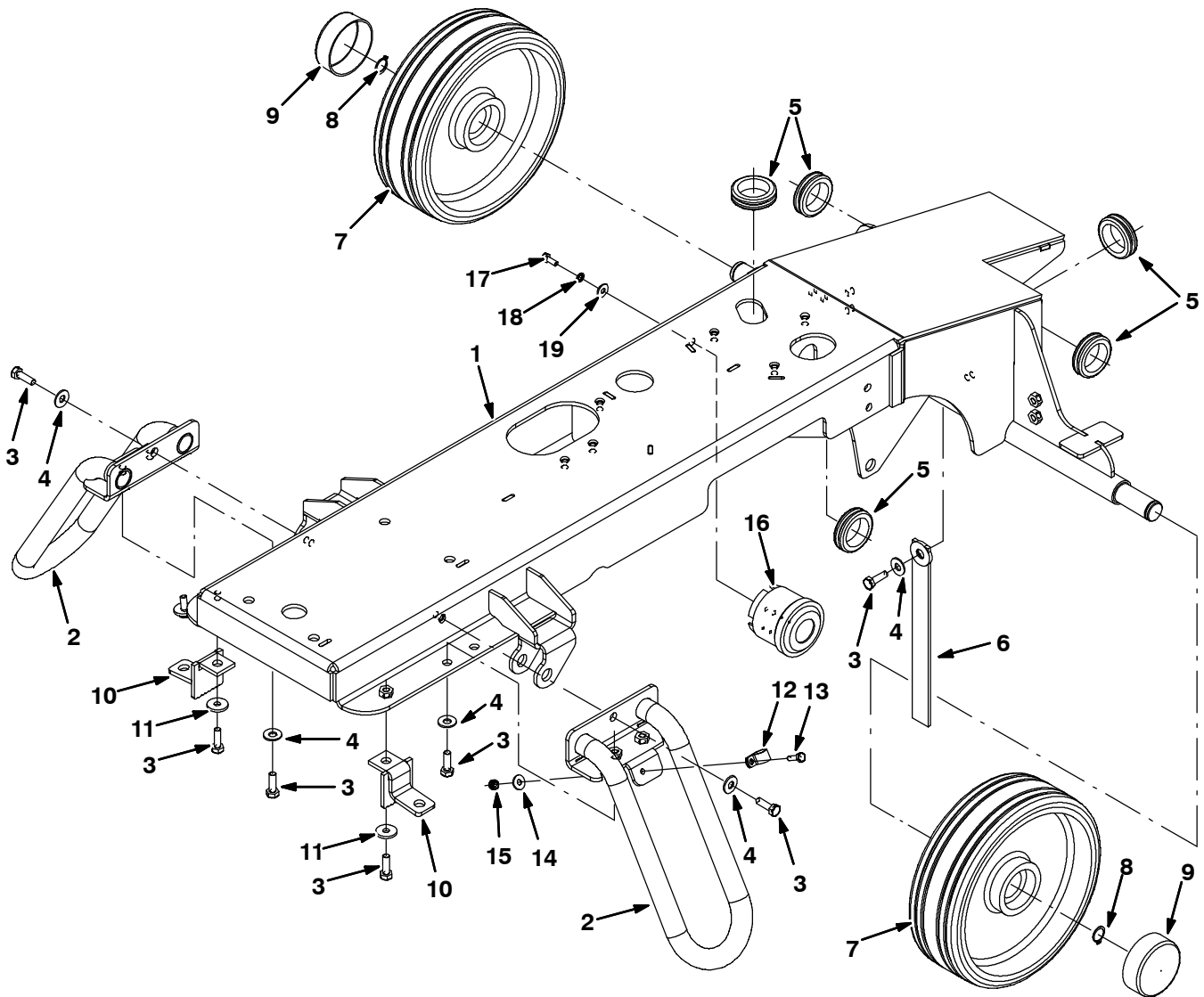




Fig. 3 - Main Frame Group, Disk Scrub Head

Ref.	Part No.	Description	Qty.
1	1010160	Frame Wldt [T7]	1
2	1010556	Stabilizer Wldt	2
3	09010	Screw, Hex, M8 X 1.25 X 25, Ss	9
4	01685	Washer, Flat, 0.31 Ss	7
5	10632-13	Grommet, Rbr, 1.50id, F/ 1.8h, .19matl	5
6	1014318	Strap, Static	1
7	1038560	Tire Assy, Solid, 250mmx80mm, 25mm Id	2
8	09005	Ring, Retaining, Ext, 1.00D, Basic	2
9	1016957	Cap, Vyl, 70mm Id X 25mm L	2
10	1017688	Bracket Wldt, Stand, Jack	2
11	1017218	Washer, Flat, 0.321b 1.00d .12, Ss	2
12	26395-1	Clamp, Cable, Stl, 0.56D X 0.38W, 1H	1
13	08716	Screw, Hex, M6 X 1.0 X 20, Ss	1
14	01684	Washer, Flat, 0.25 Ss	1
15	08712	Nut, Hex, Lock, M6 X 1.0, Ss, NI	1
16	1018505	Horn, 12-48vdc	1
17	15678	Screw, Hex, M6 X 1.0 X 16, Ss	1
18	07515	Washer, Lock, Int, .25, Ss	1
19	01684	Washer, Flat, 0.25 Ss	2

Fig. 4 - Main Frame Group, Cylindrical Scrub Head

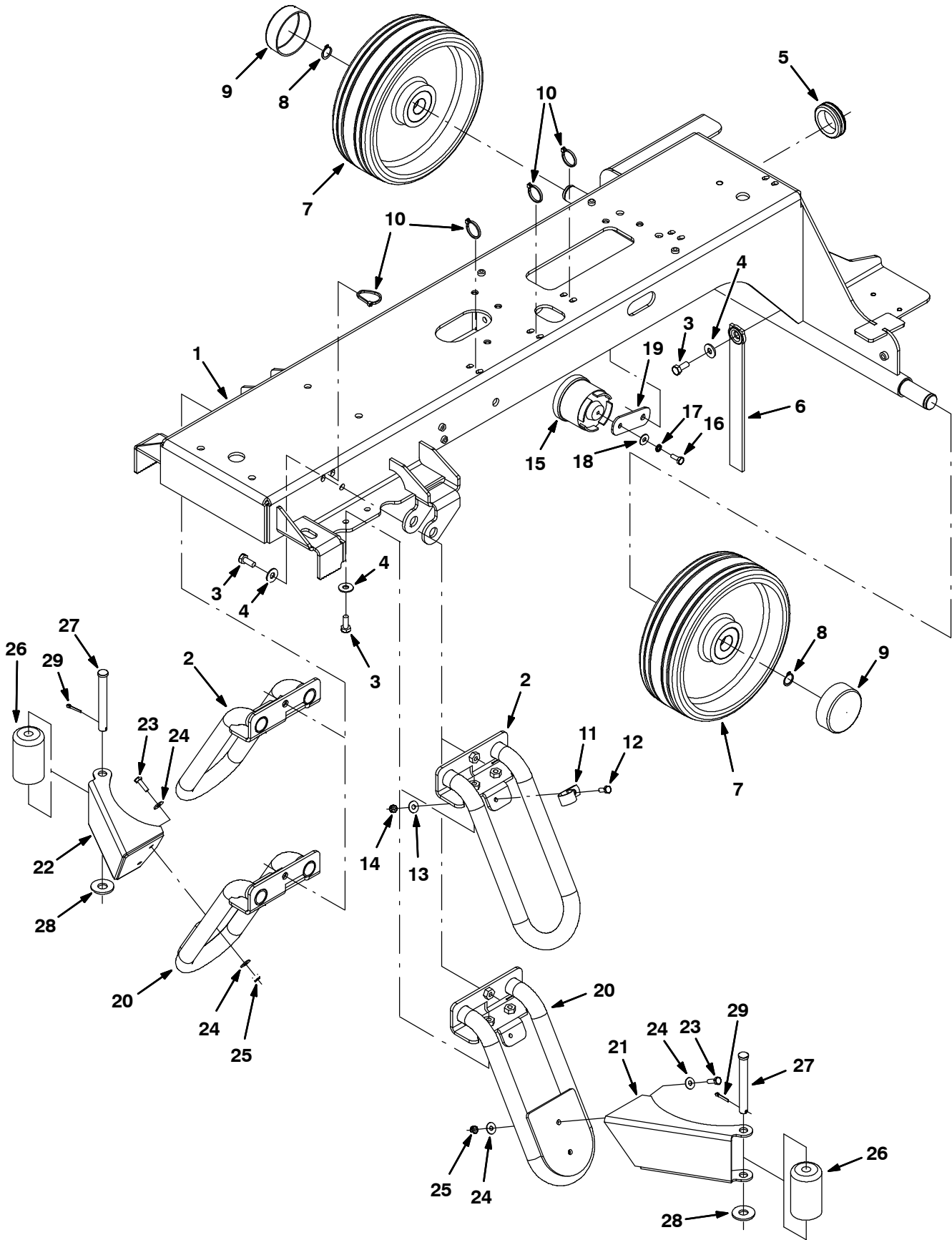


Fig. 4 - Main Frame Group, Cylindrical Scrub Head

Ref.	Part No.	Description	Qty.
1	1023551	Frame, Wldt	1
2	1025473	Stabilizer Wldt (700cyl. Scrubhead)	2
3	09740	Screw, Hex, M8 X 1.25 X 20, Ss	7
4	01685	Washer, Flat, 0.31 Ss	7
5	10632-13	Grommet, Rbr, 1.50id, F/ 1.8h, .19matl	1
6	71579	Strap, Static, .19 1.1w 25.0l W/ Grommet	1
7	1038560	Tire Assy, Solid, 250mmx80mm, 25mm Id	2
8	09005	Ring, Retaining, Ext, 1.00D, Basic	2
9	1016957	Cap, Vyl, 70mm Id X 25mm L	2
10	49263	Tie, Cable, Nyl, 11.4l .19w 3.0 Max D	4
11	26395-1	Clamp, Cable, Stl, 0.56D X 0.38W, 1H	1
12	08716	Screw, Hex, M6 X 1.0 X 20, Ss	1
13	01684	Washer, Flat, 0.25 Ss	1
14	08712	Nut, Hex, Lock, M6 X 1.0, Ss, NI	1
15	1018505	Horn, 12-48vdc	1
16	15678	Screw, Hex, M6 X 1.0 X 16, Ss	1
17	07515	Washer, Lock, Int, .25, Ss	1
18	01684	Washer, Flat, 0.25 Ss	2
19	1025354	Plate, Mtg, Horn	1
20	1032947	Stabilizer Wldt, W/ Rlr (800cyl. Scrubhead)	2
21	1033355	Bracket, Guard, Lh (800cyl. Scrubhead)	1
22	1032971	Bracket, Guard, Rh (800cyl. Scrubhead)	1
23	08716	Screw, Hex, M6 X 1.0 X 20, Ss (800cyl. Scrubhead)	4
24	01684	Washer, Flat, 0.25, Ss (800cyl. Scrubhead)	8
25	08712	Nut, Hex, Lock, M6 X 1.00, Ss, NI (800cyl. Scrubhead)	4
26	222178	Roller, Pyu, 1.88d 0.53b 3.05l (800cyl. Scrubhead)	2
27	51528	Pin, Clevis, 0.50d X 4.00l (800cyl. Scrubhead)	2
28	41619	Washer, Flat, 0.56b 1.38d .11, Ss (800cyl. Scrubhead)	2
29	08346	Pin, Cotter, .125 X 0.75 (800cyl. Scrubhead)	2

Fig. 5 - Seat Group

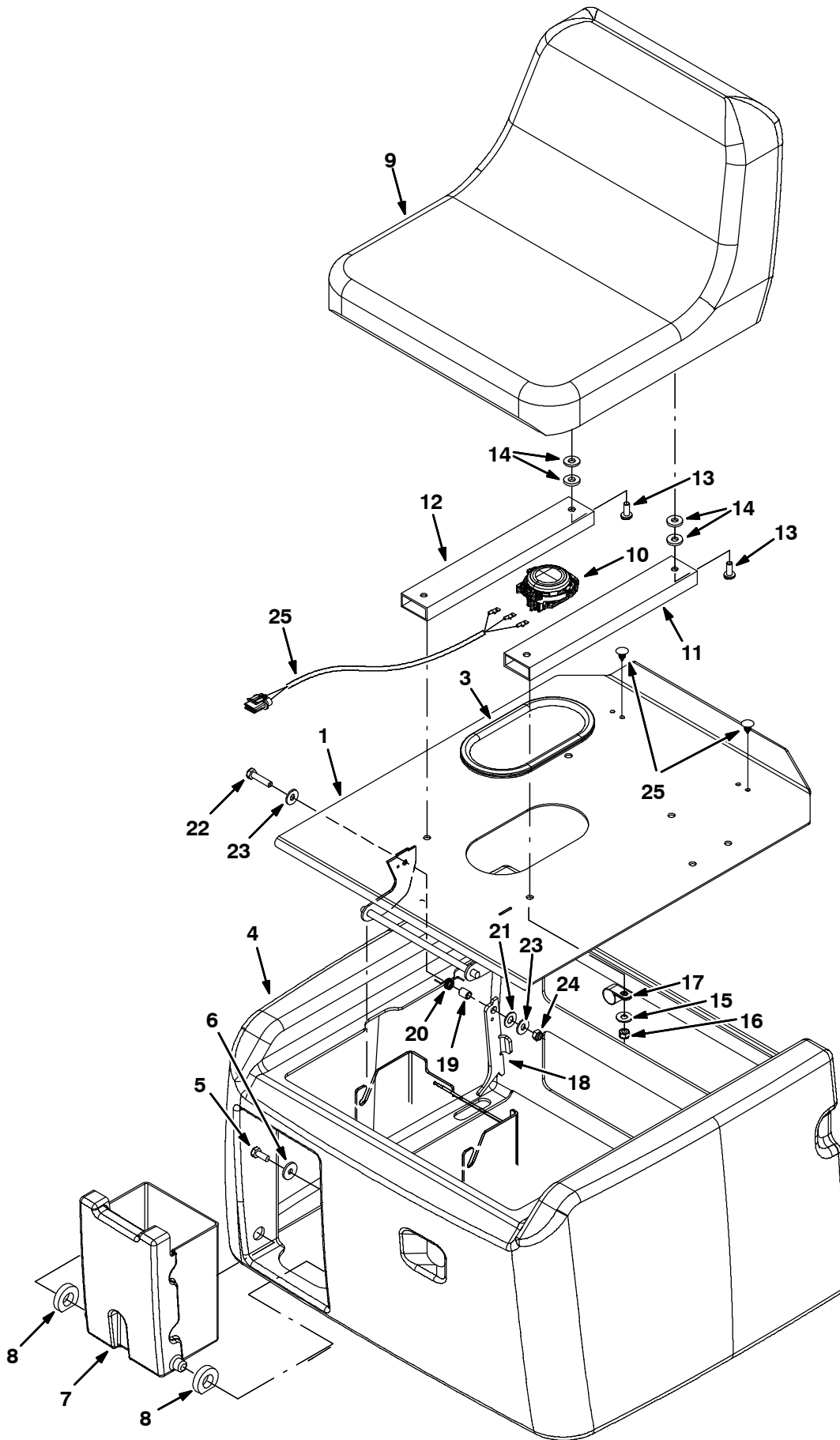


Fig. 5 - Seat Group

Ref.	Part No.	Description	Qty.
1	1017798	Plate Wldt, Seat	1
2	223330	① Harness, Switch, Seat	1
2	391951	② Harness, Seat, [ T7/Ssr ]	1
3	1020170	Molding, Afmkt, Trim, Pvc, .08-.11, 2ft	1
4	1013871	Cover, Box, Battery [Europe]	1
5	09740	Screw, Hex, M8 X 1.25 X 20, Ss	2
6	1017218	Washer, Flat, 0.321b 1.00d .12, Ss	2
7	1014420	Box, Holder, Ce	1
8	1016553	Seal, Rbr	2
9	375411	Seat, Std	1
10	223078	Switch, Seat, No	1
11	1017054	Rail, Adj, Slide, Seat, 11.5l, W/ Latch	1
12	1017053	Rail, Adj, Slide, Seat, 11.5l	1
13	25537	Screw, Pan, .31-18 X 0.75, 2	4
14	69461	Washer, Flat, 0.38b 0.88d .12, Stl, Pl	8
15	32491	Washer, Flat, 0.31 Std	4
16	01760	Nut, Hex, Lock, .31-18, NI, Thin	4
17	46236	Clamp, Cable, Stl, 0.25d X 0.56w, 1h	1
18	1016000	Plate, Stop, Seat	1
19	1017699	Sleeve, P/M, 0.437d 0.318b 0.57l 430ss	1
20	10928	Spring, Tors, 0.49id .05wir 05.0coil	1
21	1018151	Washer, Flat, 0.44b 0.88d .06, Nyl	1
22	09023	Screw, Hex, M8 X 1.25 X 35, Ss, Fl	1
23	01685	Washer, Flat, 0.31 Ss	2
24	08713	Nut, Hex, Lock, M8 X 1.25, NI, Ss	1
25	1017236	Plug, Hole, Rnd, 0.25h 0.6l, Brb, Nyl	2

① Serial number (00000-00386)

② Serial number (00387- )

Fig. 6 - Steering Group

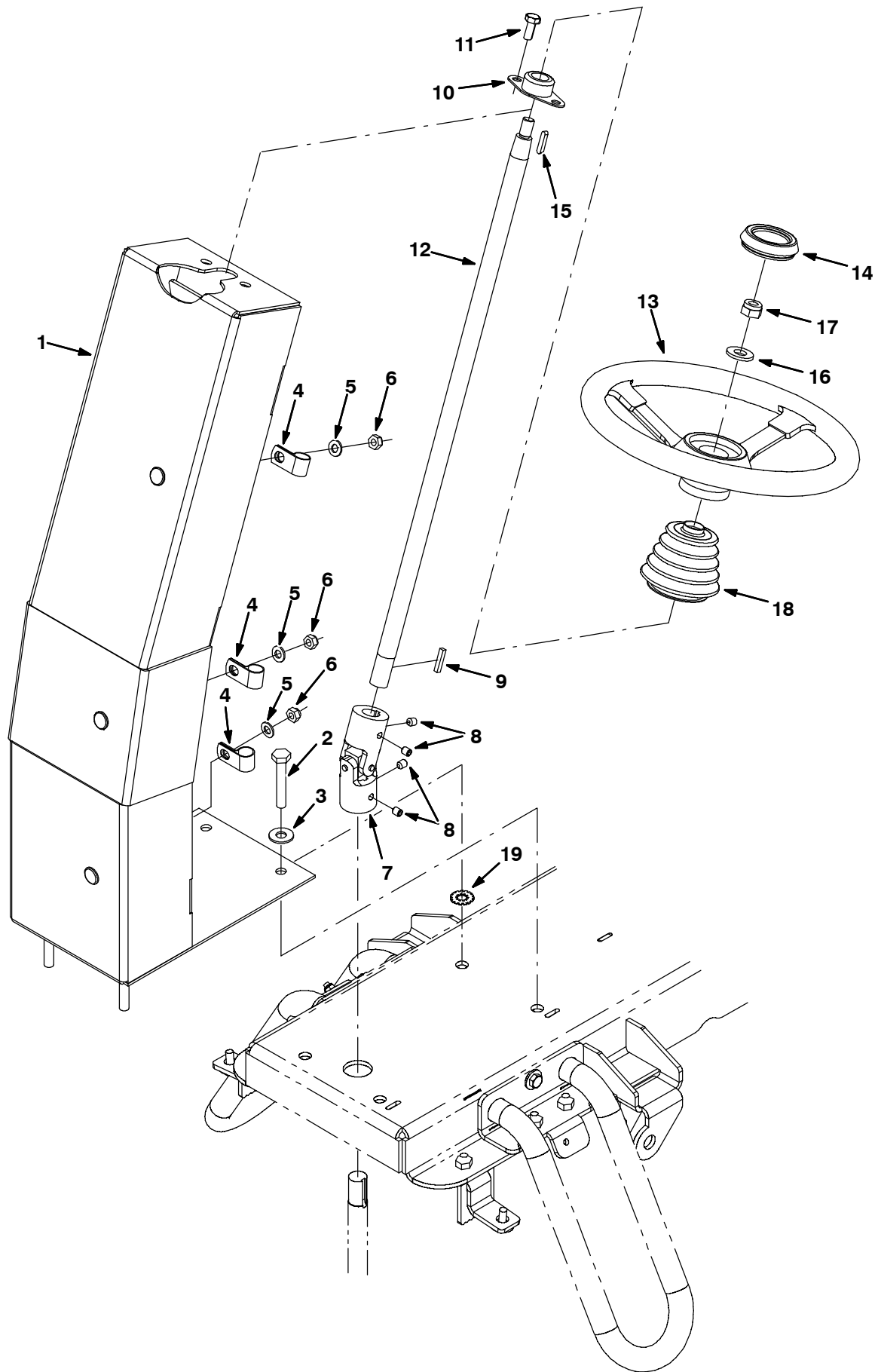


Fig. 6 - Steering Group

Ref.	Part No.	Description	Qty.
1	1033326	Support Wldt, Steering	1
2	04417	Screw, Hex, M10 X 1.5 X 60, Ss	4
3	01686	Washer, Flat, 0.44b 1.00 .08, Ss	4
4	69234	Clamp, Cable, Stl, 1.00d X 0.62w, 1h	3
5	39349	Washer, Flat, 0.31 Sae	3
6	08709	Nut, Hex, Lock, M8 X 1.25, NI	3
7	1011482	U Joint, 19mm Id	1
8	1015578	Screw, Set, M8 X 1.25 X 8, Cuppt, Ss, NI	4
9	00912	Key, Sq, 0.19 X 0.19, 1.00l	1
10	223065	Bearing, Flng, 2-Hole, 0.75b [Nyl]	1
11	09740	Screw, Hex, M8 X 1.25 X 20, Ss	2
12	1013164	Shaft, Steering, Wheel	1
13	1012002	Wheel, Steering, 300mm	1
14	1019706	Cap, Steering Wheel	1
15	1014328	Key, Sq, 05mm X 05mm, 25l	1
16	64154	Washer, Flat, 0.53b 1.12d .11, Stl, Pl	1
17	08711	Nut, Hex, Lock, M12 X 1.75,NI	1
18	1012437	Bellows, Shaft, Steering	1
19	41142	Washer, Lock, Int-ext, 0.38	1

Fig. 7 - Instrument Panel Group

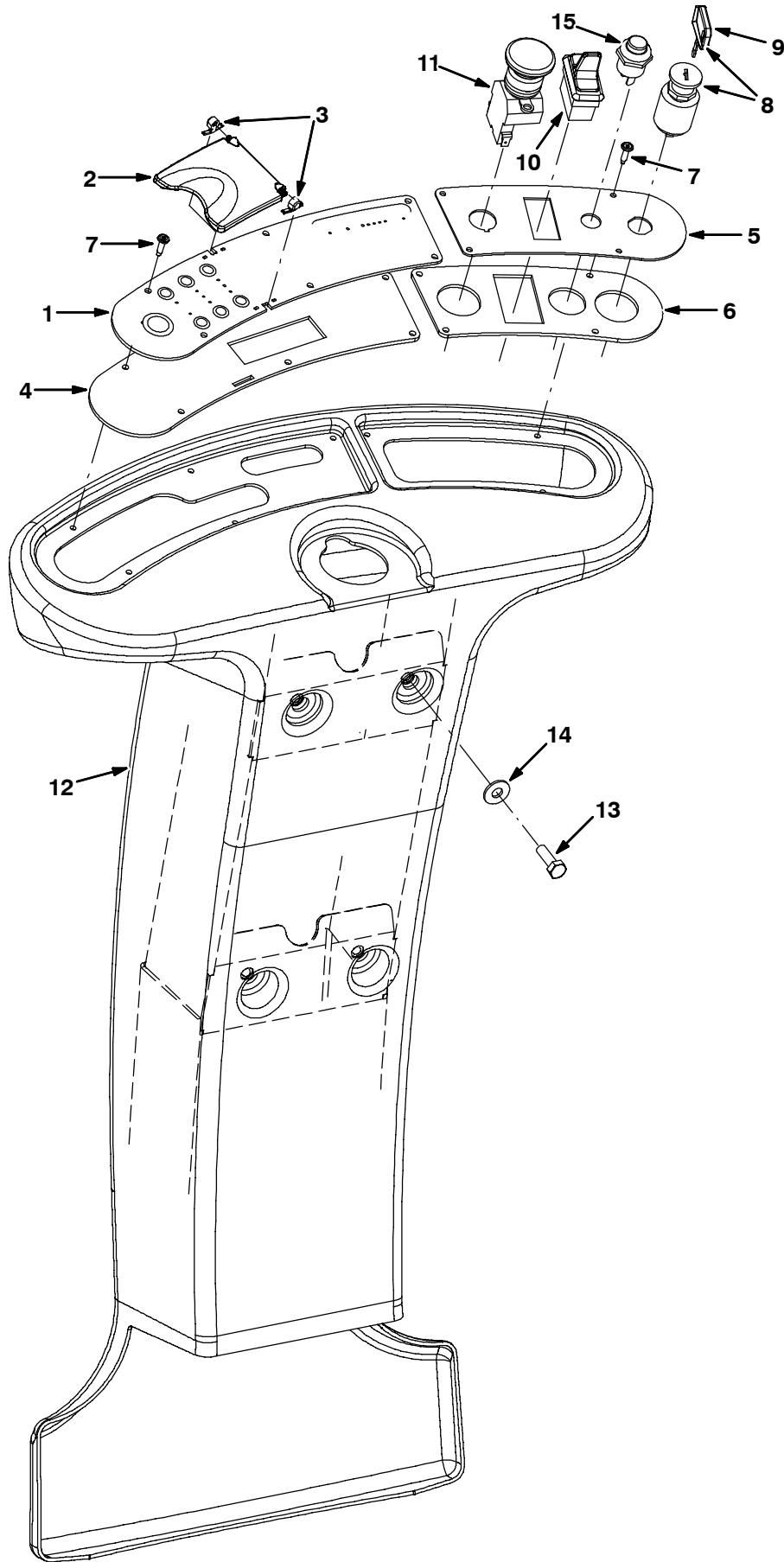




Fig. 7 - Instrument Panel Group

Ref.	Part No.	Description	Qty.	
1	1012068	Panel, Instmt, Lh	1	
2	1012197	Cover, Panl, Instmt	1	
3	1011952	Block, Pivot, Cover	2	
4	1013939	Gasket, Panl, Instmt, Lh	1	
5	1014910	Panel, Instmt, Rh	1	
6	1014080	Gasket, Panl, Instmt, Rh	1	
7	72969	Rivet, Plstc, .181d X 0.720	10	
▽	8	1016789	Switch, Key	1
▲	9	361144	Key, Ignition	1
10	1013763	Switch, Rocker, 24vdc Spst, Paddle	1	
11	1011735	Switch, Safety, Shutoff	1	
12	1013873	Column, Cntrl, Ce	1	
13	09010	Screw, Hex, M8 X 1.25 X 25, Ss	4	
14	01685	Washer, Flat, 0.31 Ss	4	
15	1014832	Switch, Horn	1	

Fig. 8 - Front Drive Wheel Group

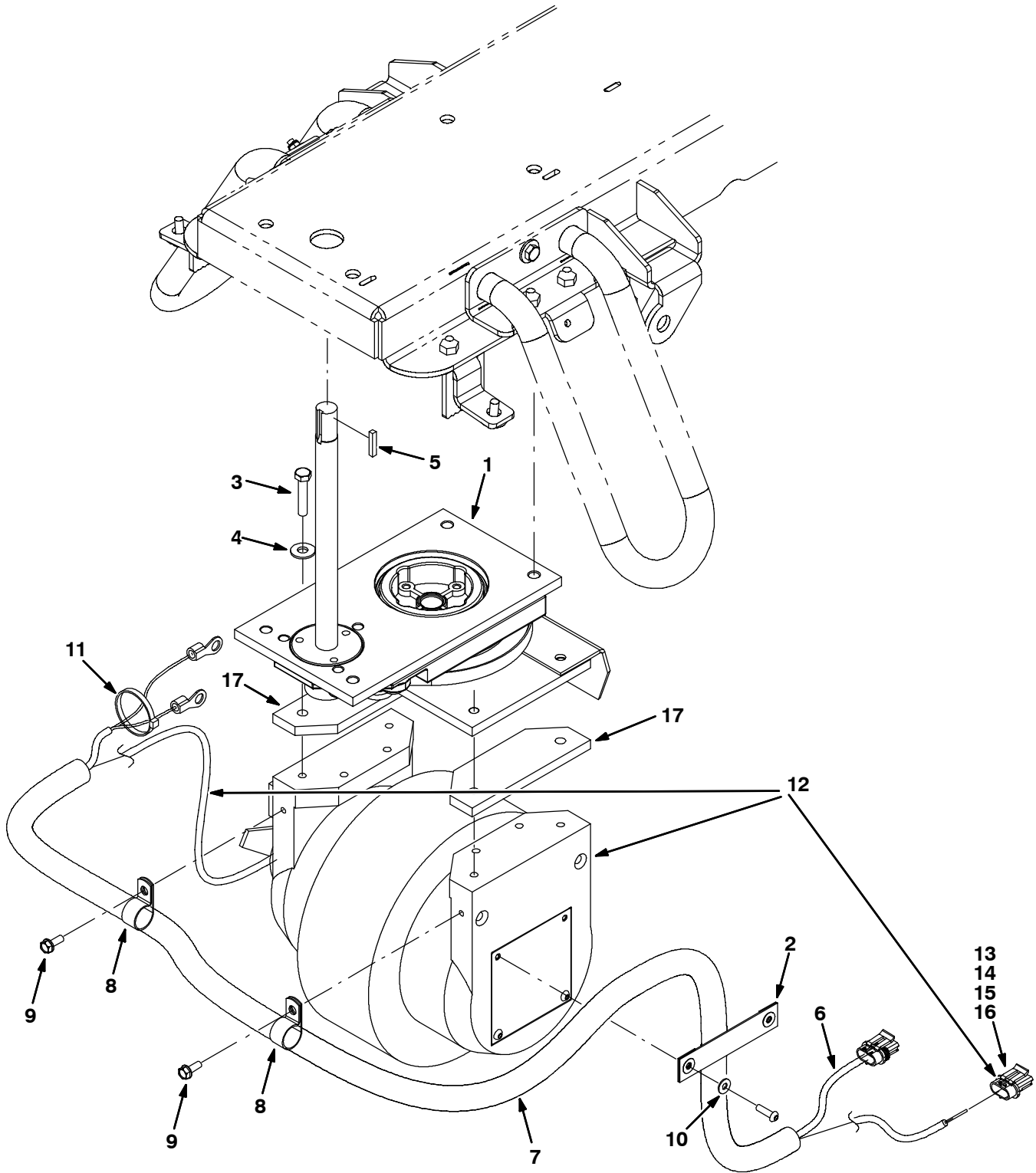


Fig. 8 - Front Drive Wheel Group

Ref.	Part No.	Description	Qty.	
1	1019724	Steer-Control Assy, Wheel Drive (See Breakdown)	1	
2	1019224	Strap, Nyl	1	
3	09010	Screw, Hex, M8 X 1.25 X 25, Ss (Disk Brush)	4	
3	09026	Screw, Hex, M8 X 1.25 X 40, Ss (Cylindrical Brush)	4	
4	01685	Washer, Flat, 0.31 Ss	4	
5	00912	Key, Sq, 0.19 X 0.19, 1.00l	1	
6	391914	Harness, Motor, #10-2, 48.0 L, [T7]	1	
7	1015761	Sleeve, Afmkt, Nyl, #13, 3ft	1	
8	40678-1	Clamp, Cable, Stl, 0.88d X 0.62w, 1h	2	
9	361339	Screw, Hex, M6 X 1.0 X 16, Fmg	2	
10	19066	Washer, Flat, #10	2	
11	49263	Tie, Cable, Nyl, 11.4l .19w 3.0 Max D	4	
▽	12	9001642	Gearbox Kit, Wheel, 250Mm W/Connector (See Breakdown)	1
▲	13	78950	Connector, Fem, 2cav	2
▲	14	78952	Lock, Secondary, M/F 2cav	2
▲	15	25837	Terminal, Fem, 20/22ga	2
▲	16	25830	Seal, Wire, 14ga	2
	17	1028873	Plate, Spacer, Drive (Cylindrical Brush)	2

Fig. 9 - Brake Pedal and Accelerator Pedal Group

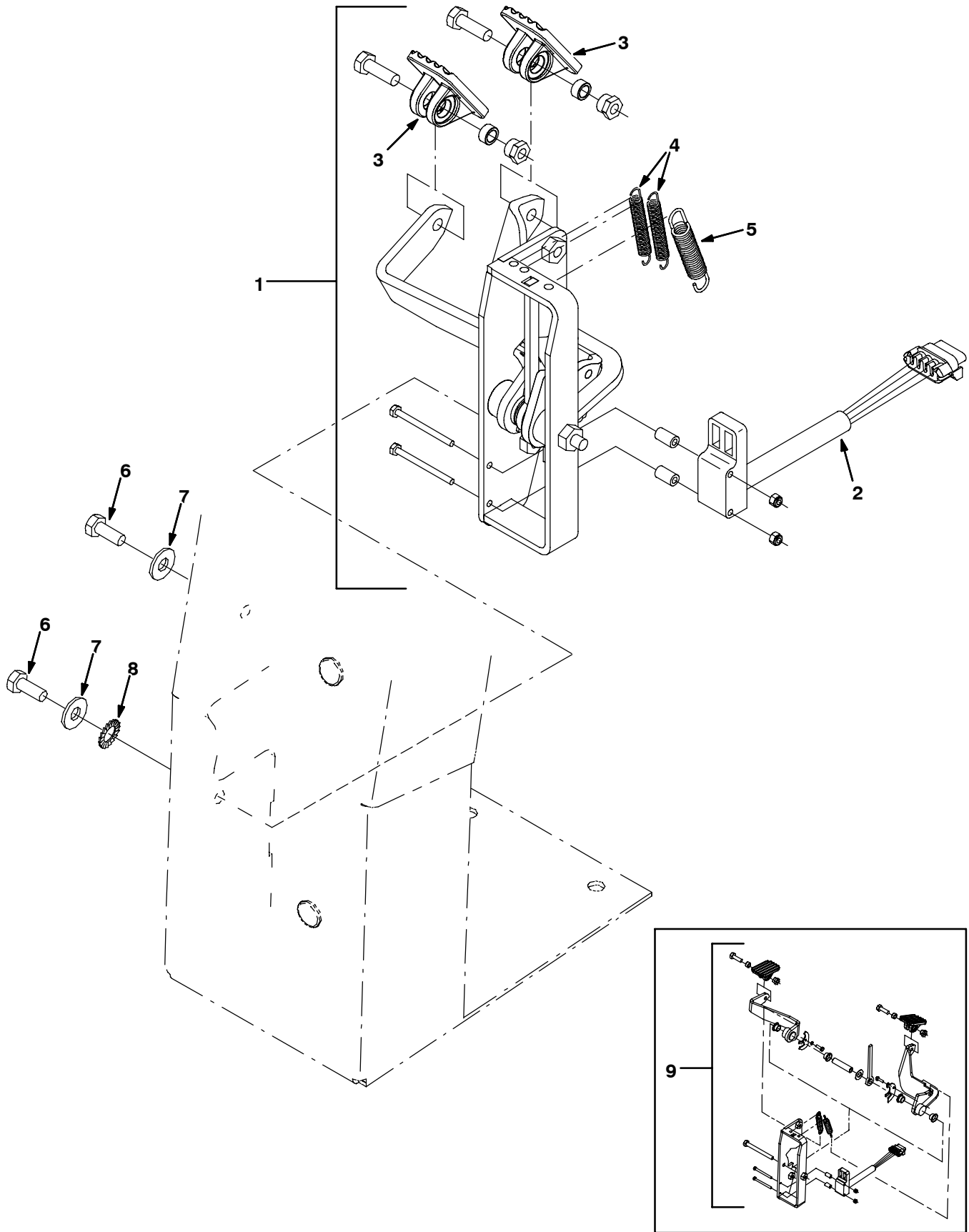


Fig. 9 - Brake Pedal and Accelerator Pedal Group

Ref.	Part No.	Description	Qty.
▽	1	1037142 [2] Pedal Assy, Accelerator, Brake [T7, Ssr]	1
▲	2	1011562 [2] Sensor, Position [Hall]	1
▲	3	1014548 [2] Pedal, Rest, Foot	2
▲	4	1037141 [2] Spring Kit, Ext. 1pc = 2 Springs	2
▲	5	1031716 [2] Spring, Extn, 0.50od 0.07wir 03.0l	1
	6	09740 Screw, Hex, M8 X 1.25 X 20, Ss	2
	7	01685 Washer, Flat, 0.38b 0.88d .08, Ss	2
	8	41141 Washer, Lock, Int-Ext, 0.31	1
	9	1037142 [1] Pedal Assy, Accelerator, Brake [T7, Ssr]	1

[1] Serial number (00000000-10327781)

[2] Serial number (10327782- )

Fig. 10 - Disk Scrub Head Lift Group

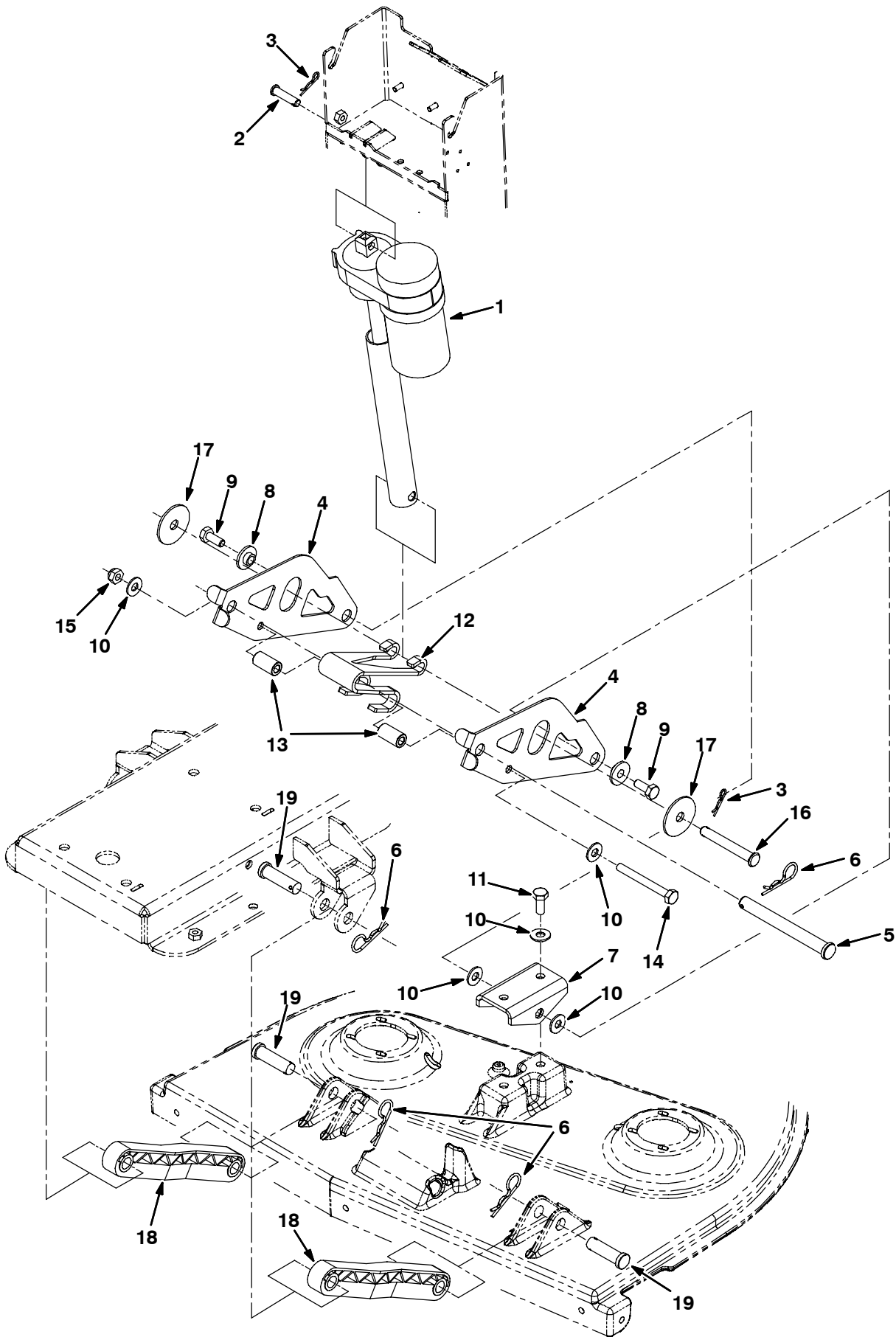


Fig. 10 - Disk Scrub Head Lift Group

Ref.	Part No.	Description	Qty.
1	1031830	Actuator, 24vdc, 113mm Strk 2700n	1
2	1009356	Pin, Clevis , 10mm X 40l	1
3	86866	Pin, Hair Cotter, 0.38 D .072 Wir	2
4	1013278	Plate, Arm, Cntr, Lift, Scb Head	2
5	1010401	Pin, Clevis, 16d X 150l	1
6	02942	Pin, Hair Cotter, 0.62 D .120 Wir	5
7	1014076	Bracket, Lift	1
8	363087	Bushing, Flng, 0.44b 1.25d 0.25l	2
9	09770	Screw, Hex, M10 X 1.5 X 25, Ss, NI	2
10	01686	Washer, Flat, 0.44b 1.00 .08, Ss	6
11	09028	Screw, Hex, M10 X 1.5 X 25, Ss	2
12	1015413	Spring, Lift, Head, Scb	1
13	1013281	Sleeve, P/M, 18.5d 10.5b 34l 430 Ss	2
14	09746	Screw, Hex, M10 X 1.5 X 90, Ss	1
15	08714	Nut, Hex, Lock, M10 X 1.5, NI, Ss	1
16	1013356	Pin, Clevis, 12mm D X 90mm L	1
17	57048	Washer, Flat, 0.53b 2.13d .11, Stl, Pl	2
18	222027	Arm, Lift, Head	2
19	222210	Pin, Clevis, 0.62 D X 2.12l	4

**Fig. 11 - Disk Scrub Head Drive Motor Group, 650 mm**

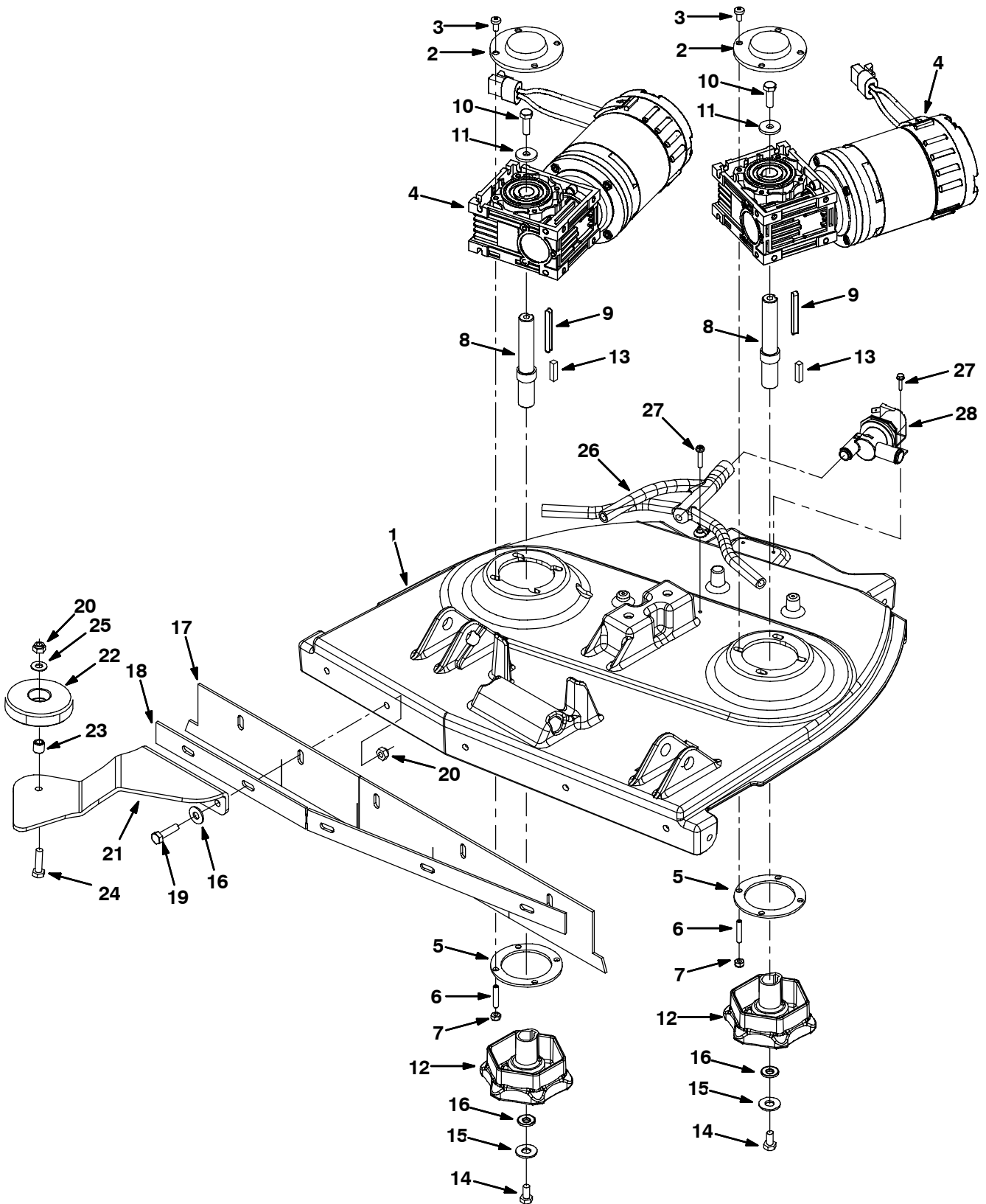




Fig. 11 - Disk Scrub Head Drive Motor Group, 650 mm

Ref.	Part No.	Description	Qty.	
1	1013560	Head, Scb, 650mm	1	
2	1017553	Cap, Motor	2	
3	363503	Screw, Pan, M6 X 1.0 X 12, Ss	8	
▽	4	1000083	Motor, Ele, 24vdc 0.50hp 260rpm	2
▲	372878	Brush Kit, Motor, Ele	1	
▲	372879	Hook, Safety	1	
▲	372880	Cover, Brush, Ele Motor	1	
5	1013821	Plate, Sppt	2	
6	1018559	Screw, Set, M6 X 1.0 X 30, Ss	8	
7	08712	Nut, Hex, Lock, M6 X 1.0, Ss, NI	8	
8	1008758	Shaft, Drive, Brush	2	
9	1014303	Key, Sq, 06mm X 06mm, 60mm L	2	
10	09740	Screw, Hex, M8 X 1.25 X 20, Ss	2	
11	1017218	Washer, Flat, 0.321b 1.00d .12, Ss	2	
12	377367	Hub, Drive, Brush, Disk, 0.75b 6t	2	
13	00928	Key, Sq, 0.25 X 0.25, 1.00l	2	
14	15675	Screw, Hex, M8 X 1.25 X 16, Ss	2	
15	41186	Washer, Belleville, .31	2	
16	01685	Washer, Flat, 0.31 Ss	7	
17	1013531	Skirt, Spray, 650mm	1	
18	1013532	Retainer, Skirt, 650mm	1	
19	09011	Screw, Hex, M8 X 1.25 X 30, Ss	6	
20	08713	Nut, Hex, Lock, M8 X 1.25, NI, Ss	6	
21	1019268	Bracket, Wheel, Guide	1	
22	1010560	Wheel, Bumper, 80d X 25w, Non-Marking	1	
23	222460	Sleeve, P/, 0.49D 0.318B 0.50L 430Ss	1	
24	09011	Screw, Hex, M8 X 1.25 X 30, Ss	1	
25	140027	Washer, Flat, 0.35b 0.75d .04, Ss	1	
26	1014228	Manifold, Soltn, 650mm	1	
27	1016520	Screw, Hex, M4 X 0.7 16 Fmg, Ss	3	
28	1013599	Valve, Water, Solenoid, 24vdc, 10bm/10bm	1	

**Fig. 12 - Disk Scrub Head Drive Motor Group, 800 mm**

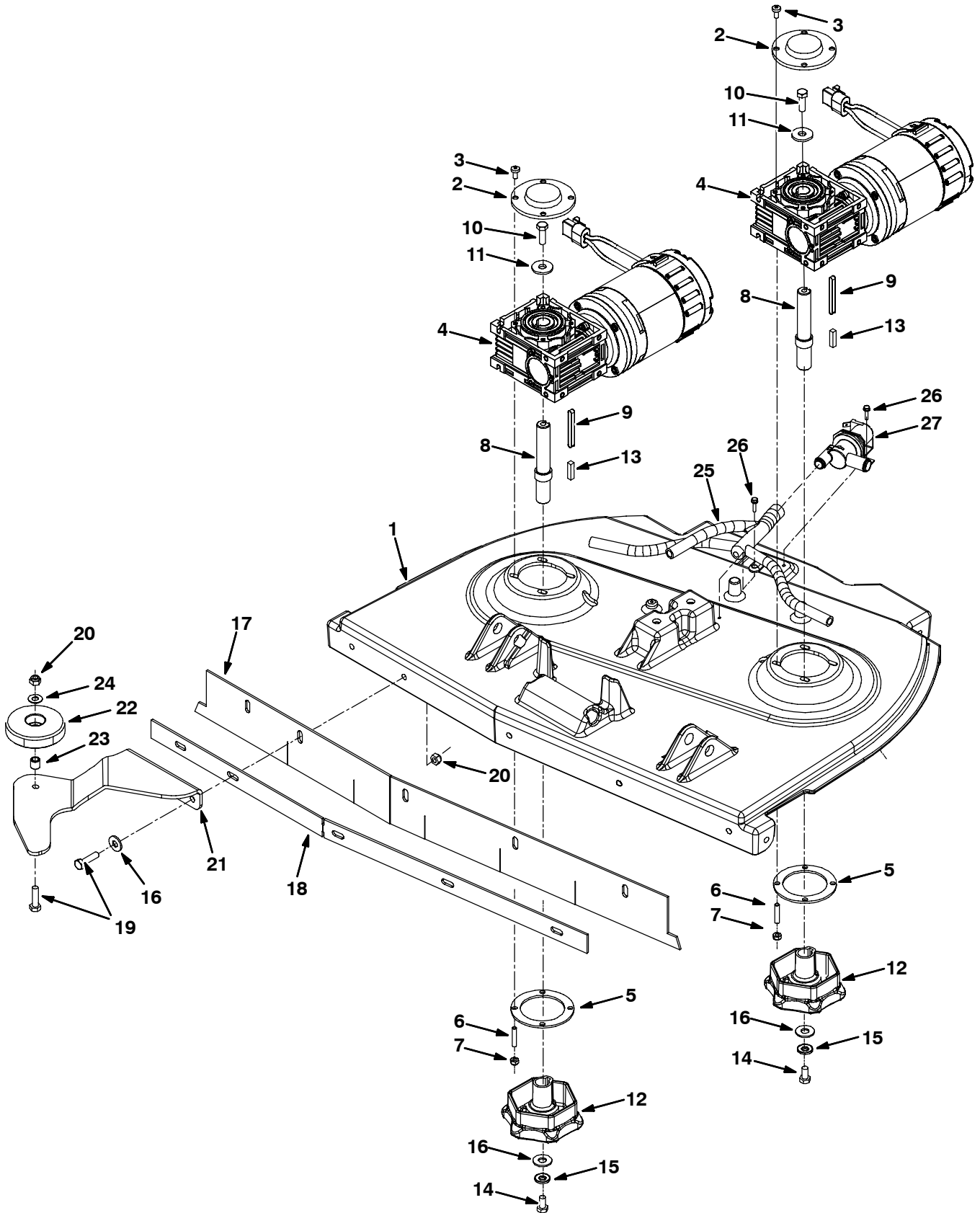


Fig. 12 - Disk Scrub Head Drive Motor Group, 800 mm

Ref.	Part No.	Description	Qty.	
1	1012630	Head, Scb, 800mm	1	
2	1017553	Cap, Motor	2	
3	363503	Screw, Pan, M6 X 1.0 X 12, Ss	8	
▽	4	1000083	Motor, Ele, 24vdc 0.50hp 260rpm	2
▲	372878	Brush Kit, Motor, Ele	1	
▲	372879	Hook, Safety	1	
▲	372880	Cover, Brush, Ele Motor	1	
5	1013821	Plate, Sppt	2	
6	1018559	Screw, Set, M6 X 1.0 X 30, Ss	8	
7	08712	Nut, Hex, Lock, M6 X 1.0, Ss, NI	8	
8	1008758	Shaft, Drive, Brush	2	
9	1014303	Key, Sq, 06mm X 06mm, 60mm L	2	
10	09740	Screw, Hex, M8 X 1.25 X 20, Ss	2	
11	1017218	Washer, Flat, 0.321b 1.00d .12, Ss	2	
12	377367	Hub, Drive, Brush, Disk, 0.75b 6t	2	
13	00928	Key, Sq, 0.25 X 0.25, 1.00l	2	
14	15675	Screw, Hex, M8 X 1.25 X 16, Ss	2	
15	41186	Washer, Belleville, .31	2	
16	01685	Washer, Flat, 0.31 Ss	7	
17	1011376	Skirt, Spray, 800mm	1	
18	1012359	Retainer, Skirt, 800mm	1	
19	09011	Screw, Hex, M8 X 1.25 X 30, Ss	6	
20	08713	Nut, Hex, Lock, M8 X 1.25, NI, Ss	6	
21	1019281	Bracket, Wheel, Guide	1	
22	1010560	Wheel, Bumper, 80d X 25w, Non-Marking	1	
23	222460	Sleeve, P/, 0.49D 0.318B 0.50L 430Ss	1	
24	140027	Washer, Flat, 0.35b 0.75d .04, Ss	1	
24	140027	Washer, Flat, 0.35b 0.75d .04, Ss	1	
25	1014776	Manifold, Soltn, 800mm	1	
26	1016520	Screw, Hex, M4 X 0.7 16 Fmg, Ss	3	
27	1013599	Valve, Water, Solenoid, 24vdc, 10bm/10bm	1	

Fig. 13 - Disk Scrub Head Side Squeegee Group, Right

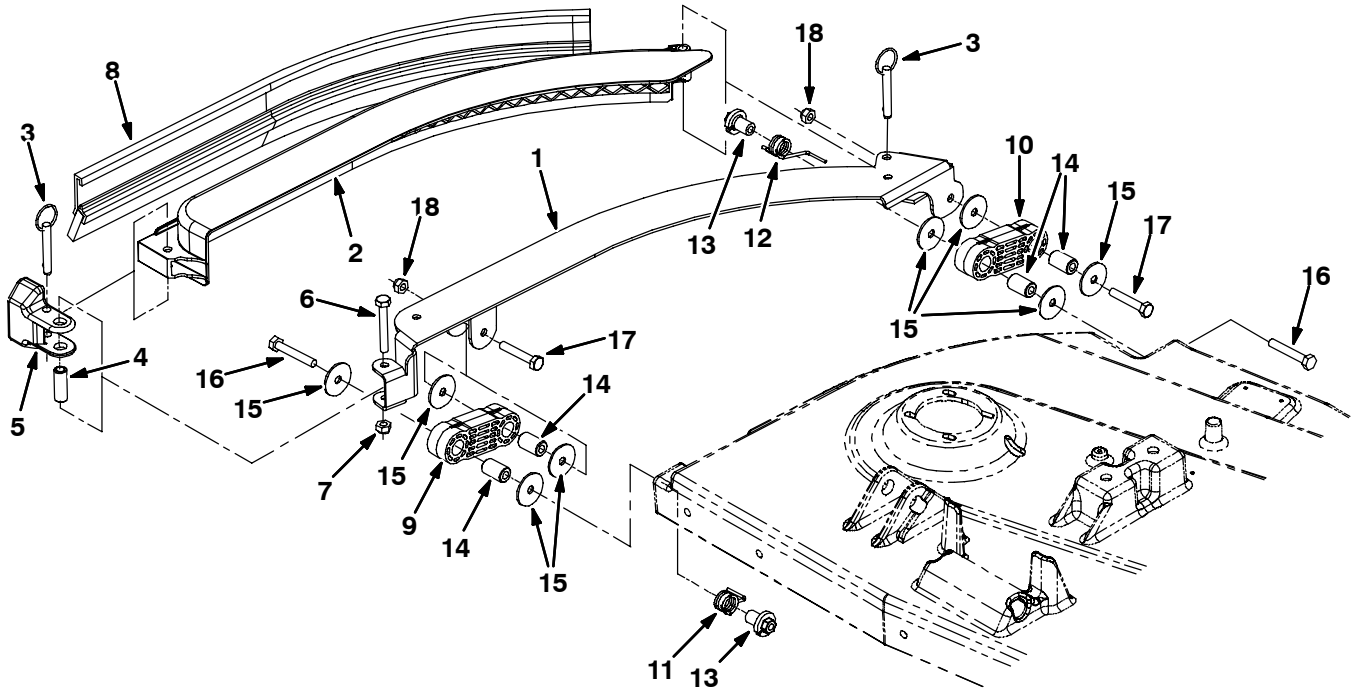


Fig. 13 - Disk Scrub Head Side Squeegee Group, Right

Ref.	Part No.	Description	Qty.
1	1017910	Support Wldt, Sqge, Rh	1
2	1017832	Retainer, Sqge, Rh	1
3	1015989	Pin, Hitch, .312d X 1.62l	2
4	1017495	Sleeve, P/M, 0.496d 0.318b 1.375 Ss	1
5	1017462	Block, Guard	1
6	222504	Screw, Hex, M8 X 1.25 X 55, Ss	1
7	08713	Nut, Hex, Lock, M8 X 1.25, NI, Ss	1
8	86859	Assy.Sqge, Side [Linatex]	1
9	1010876	Link, Sqge	1
10	1017785	Link, Sqge	1
11	1011344	Spring, Tors	1
12	1011334	Spring, Tors	1
13	1011317	Retainer, Spring	2
14	1011717	Sleeve, P/M, 0.625d 0.318b 1.00 L 430ss	4
15	1011719	Washer, Flat, 0.33b 1.38d .075, Ss	8
16	49694	Screw, Hex, M8 X 1.25 X 50, Ss	2
17	222505	Screw, Hex, M8 X 1.25 X 45, Ss	2
18	08713	Nut, Hex, Lock, M8 X 1.25, NI, Ss	2

Fig. 14 - Disk Scrub Head Side Squeegee Group, Left

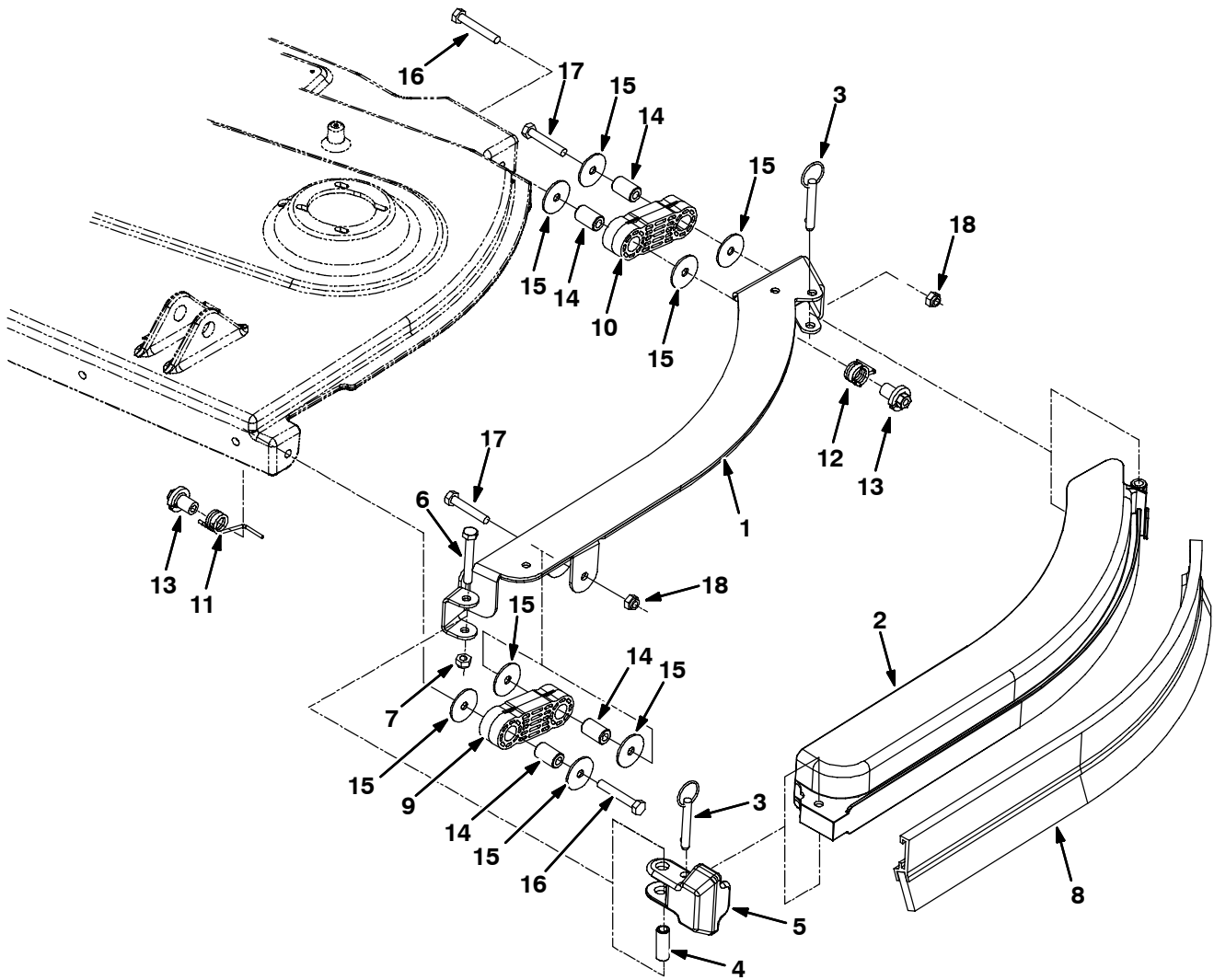


Fig. 14 - Disk Scrub Head Side Squeegee Group, Left

Ref.	Part No.	Description	Qty.
1	1017534	Support Wldt, Sqge, Lh	1
2	1017653	Retainer, Sqge, Lh	1
3	1015989	Pin, Hitch, .312d X 1.62l	2
4	1017495	Sleeve, P/M, 0.496d 0.318b 1.375 Ss	1
5	1017462	Block, Guard	1
6	222504	Screw, Hex, M8 X 1.25 X 55, Ss	1
7	08713	Nut, Hex, Lock, M8 X 1.25, NI, Ss	1
8	86859	Assy.Sqge, Side [Linatex]	1
9	1010876	Link, Sqge	1
10	1017785	Link, Sqge	1
11	1011344	Spring, Tors	1
12	1011334	Spring, Tors	1
13	1011317	Retainer, Spring	2
14	1011717	Sleeve, P/M, 0.625d 0.318b 1.00 L 430ss	4
15	1011719	Washer, Flat, 0.33b 1.38d .075, Ss	8
16	49694	Screw, Hex, M8 X 1.25 X 50, Ss	2
17	222505	Screw, Hex, M8 X 1.25 X 45, Ss	2
18	08713	Nut, Hex, Lock, M8 X 1.25, NI, Ss	2

Fig. 15 - Cylindrical Scrub Head Lift Group

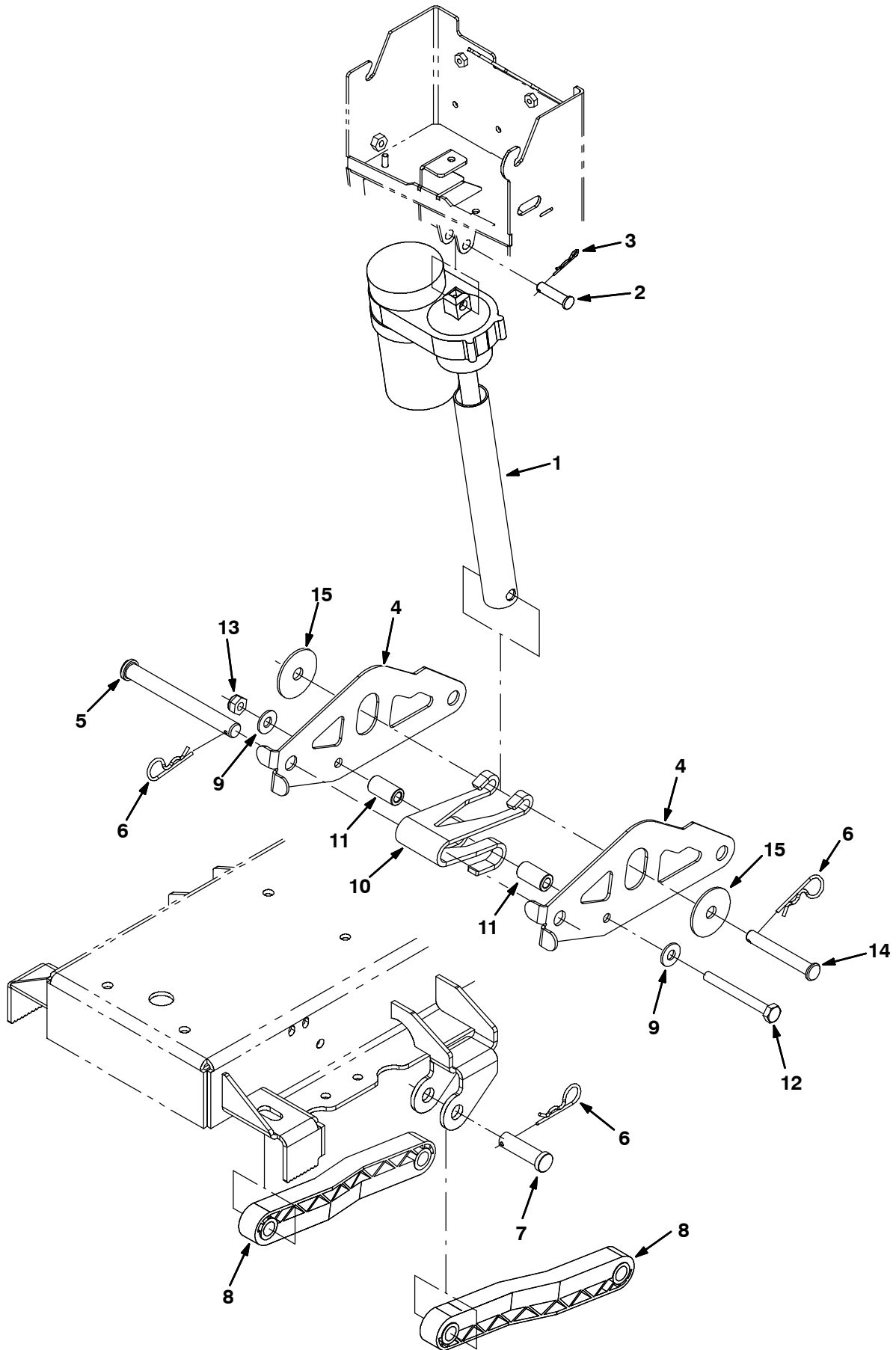




Fig. 15 - Cylindrical Scrub Head Lift Group

Ref.	Part No.	Description	Qty.
1	1031830	Actuator, 24vdc, 113mm Strk [2700n]	1
2	1009356	Pin, Clevis , 10mm X 40l	1
3	86866	Pin, Hair Cotter, 0.38 D .072 Wir	1
4	1013278	Plate, Arm, Cntr, Lift, Scb Head	2
5	1010401	Pin, Clevis, 16d X 150l	1
6	02942	Pin, Hair Cotter, 0.62 D .120 Wir	4
7	222210	Pin, Clevis, 0.62 D X 2.12l	2
8	222027	Arm, Lift, Head	2
9	01686	Washer, Flat, 0.44b 1.00 .08, Ss	2
10	1015413	Spring, Lift, Head, Scb	1
11	1013281	Sleeve, P/M, 18.5d 10.5b 34l 430 Ss	2
12	09746	Screw, Hex, M10 X 1.5 X 90, Ss	1
13	08714	Nut, Hex, Lock, M10 X 1.5, NI, Ss	1
14	1013356	Pin, Clevis, 12mm D X 90mm L	1
15	57048	Washer, Flat, 0.53b 2.13d .11, Stl, Pl	2

**Fig. 16 - Cylindrical Scrub Head Group, 700mm**

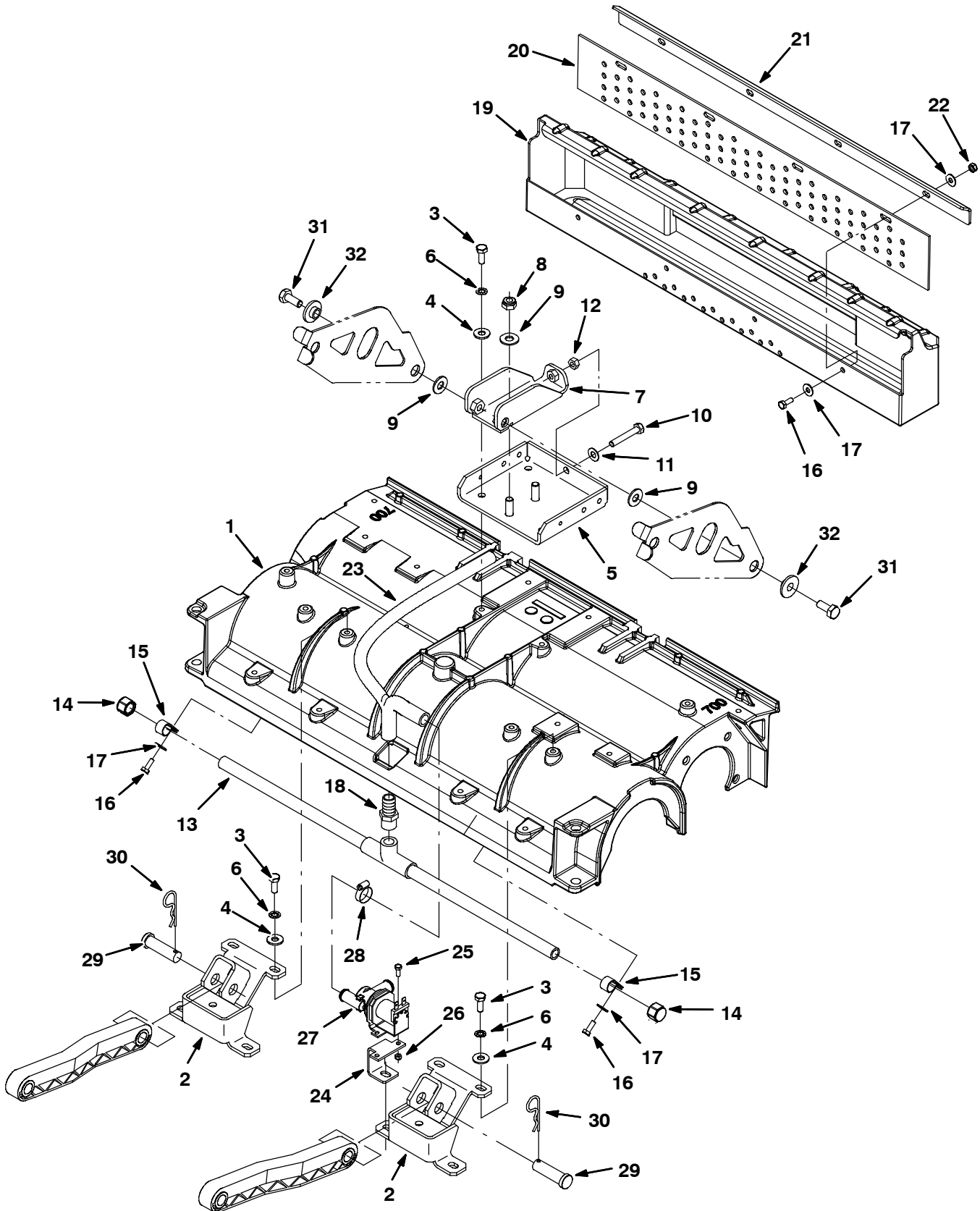


Fig. 16 - Cylindrical Scrub Head Group, 700mm

Ref.	Part No.	Description	Qty.
1	1029131	Housing, Machining, Head, 70 Cm Cyl	1
2	1029506	Lift Support Wldt	2
3	12273	Screw, Hex, M8 X 1.25 X 20, Ss, NI	12
4	01685	Washer, Flat, 0.31, Ss	12
5	1029531	Channel, Lift	1
6	43952	Washer, Lock, Int, 0.31, Ss	12
7	1029538	Bracket, Lift, Upper	1
8	08714	Nut, Hex, Lock, M10 X 1.5, NI, Ss	2
9	01686	Washer, Flat, 0.44b 1.00d .08, Ss	4
10	578717	Screw, Hex, M8 X 1.25 X 50, Ss, FI	1
11	140027	Washer, Flat, 0.35b 0.75d .04, Ss	1
12	07786	Nut, Hex, Std, M8 X 1.25, Ss	1
13	1029215	Tube Assy, Bar, Spray [70cm]	1
14	1025580	Fitting, Pipe, Cap, P06, Nyl	2
15	33584	Clamp, Cable, Stl, 0.63d X 0.50w, 1h	2
16	11329	Screw, Hex, M6 X 1.0 X 16, Ss, NI	7
17	01684	Washer, Flat, 0.25, Ss	12
18	41440	Fitting, Plstc, Str, Bm10/Pm08	1
19	1029267	Hopper, Debris, 70cm, [Rm]	1
20	1029274	Skirt, Tray, Debris [70cm]	1
21	1029272	Bracket, Lip, Debris, 70cm	1
22	07785	Nut, Hex, Std, M6 X 1.00, A2, Ss	5
23	1031132	Hose, Molded	1
24	1031037	Bracket, Mtg, Valve	1
25	09738	Screw, Hex, M5 X 0.8 X 12, Ss	2
26	09739	Nut, Hex, Lock, M5 X 0.80, NI, Ss	2
27	1013599	Valve, Water, Solenoid, 24vdc, 10bm/10bm	1
28	54333	Clamp, Hose, Wormdrive, 0.31-0.88d, .31w	3
29	222210	Pin, Clevis, 0.62d X 2.12l	2
30	02942	Pin, Cotter, Hair, 0.62d .120 Wir	2
31	09028	Screw, Hex, M10 X 1.5 X 25, Ss	2
32	363087	Bushing, Flng, 0.44b 1.25d 0.25l	2

Fig. 17 - Cylindrical Scrub Head Group, 800mm

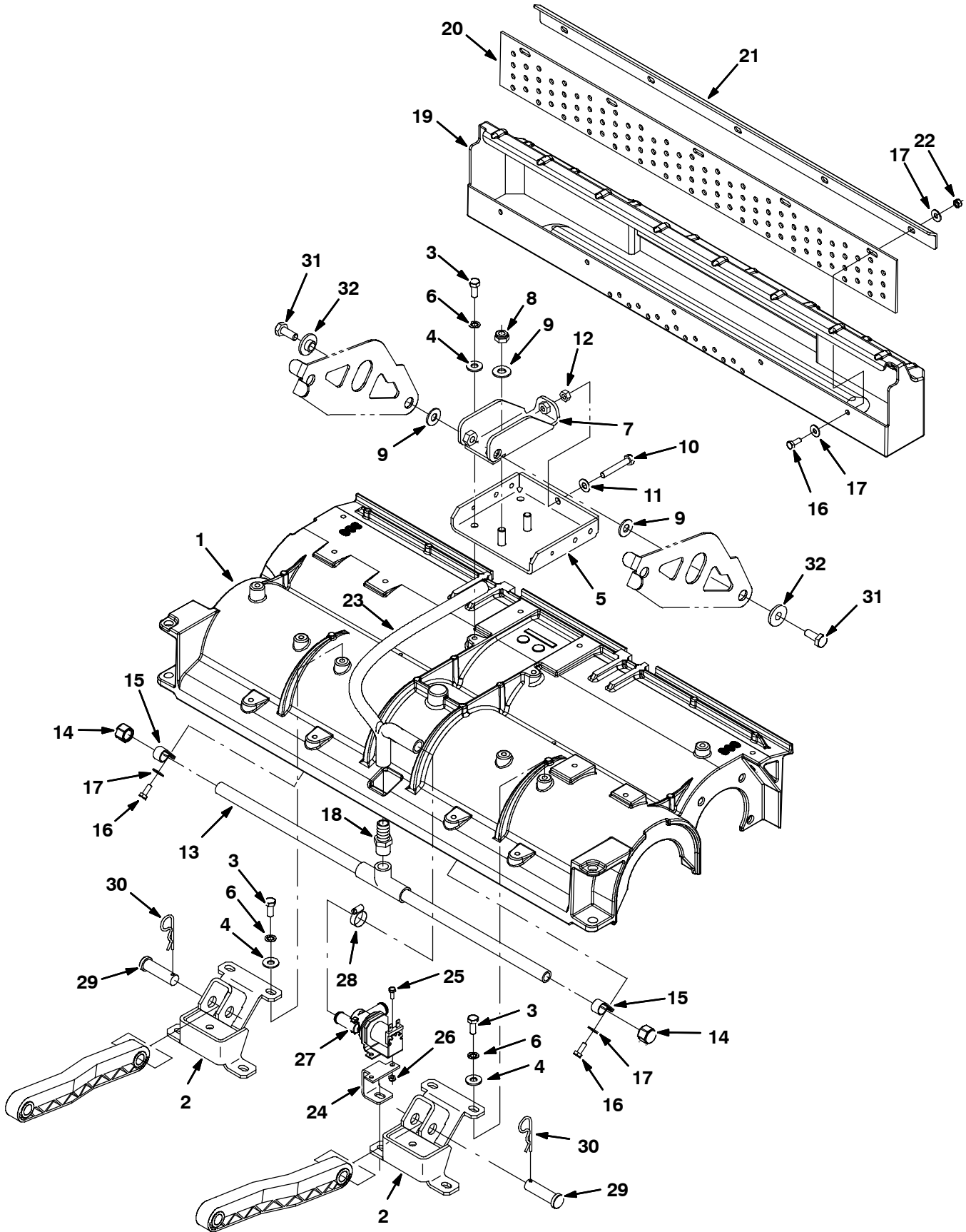


Fig. 17 - Cylindrical Scrub Head Group, 800mm

Ref.	Part No.	Description	Qty.
1	1030273	80cm Scrubhead, Machining, T7/Cyl	1
2	1029506	Lift Support Wldt	2
3	12273	Screw, Hex, M8 X 1.25 X 20, Ss, NI	12
4	01685	Washer, Flat, 0.31, Ss	12
5	1029531	Channel, Lift	1
6	43952	Washer, Lock, Int, 0.31, Ss	12
7	1029538	Bracket, Lift, Upper	1
8	08714	Nut, Hex, Lock, M10 X 1.5, NI, Ss	2
9	01686	Washer, Flat, 0.44b 1.00d .08, Ss	4
10	578717	Screw, Hex, M8 X 1.25 X 50, Ss, FI	1
11	140027	Washer, Flat, 0.35b 0.75d .04, Ss	1
12	07786	Nut, Hex, Std, M8 X 1.25, Ss	1
13	1031029	Tube Assy, Bar, Spray [80cm]	1
14	1025580	Fitting, Pipe, Cap, P06, Nyl	2
15	33584	Clamp, Cable, Stl, 0.63d X 0.50w, 1h	2
16	11329	Screw, Hex, M6 X 1.0 X 16, Ss, NI	7
17	01684	Washer, Flat, 0.25, Ss	12
18	41440	Fitting, Plstc, Str, Bm10/Pm08	1
19	1025127	Hopper, 80cm [Rm]	1
20	1025273	Skirt, Tray, Debris [80cm]	1
21	1025150	Lip, Tray, Debris, Scb Head, 80cm	1
22	07785	Nut, Hex, Std, M6 X 1.00, A2, Ss	5
23	1031132	Hose, Molded	1
24	1031037	Bracket, Mtg, Valve	1
25	09738	Screw, Hex, M5 X 0.8 X 12, Ss	2
26	09739	Nut, Hex, Lock, M5 X 0.80, NI, Ss	2
27	1013599	Valve, Water, Solenoid, 24vdc, 10bm/10bm	1
28	54333	Clamp, Hose, Wormdrive, 0.31-0.88d, .31w	3
29	222210	Pin, Clevis, 0.62d X 2.12l	2
30	02942	Pin, Cotter, Hair, 0.62d .120 Wir	2
31	09028	Screw, Hex, M10 X 1.5 X 25, Ss	2
32	363087	Bushing, Flng, 0.44b 1.25d 0.25l	2

**Fig. 18 - Cylindrical Scrub Head Drive Group, Right Side**

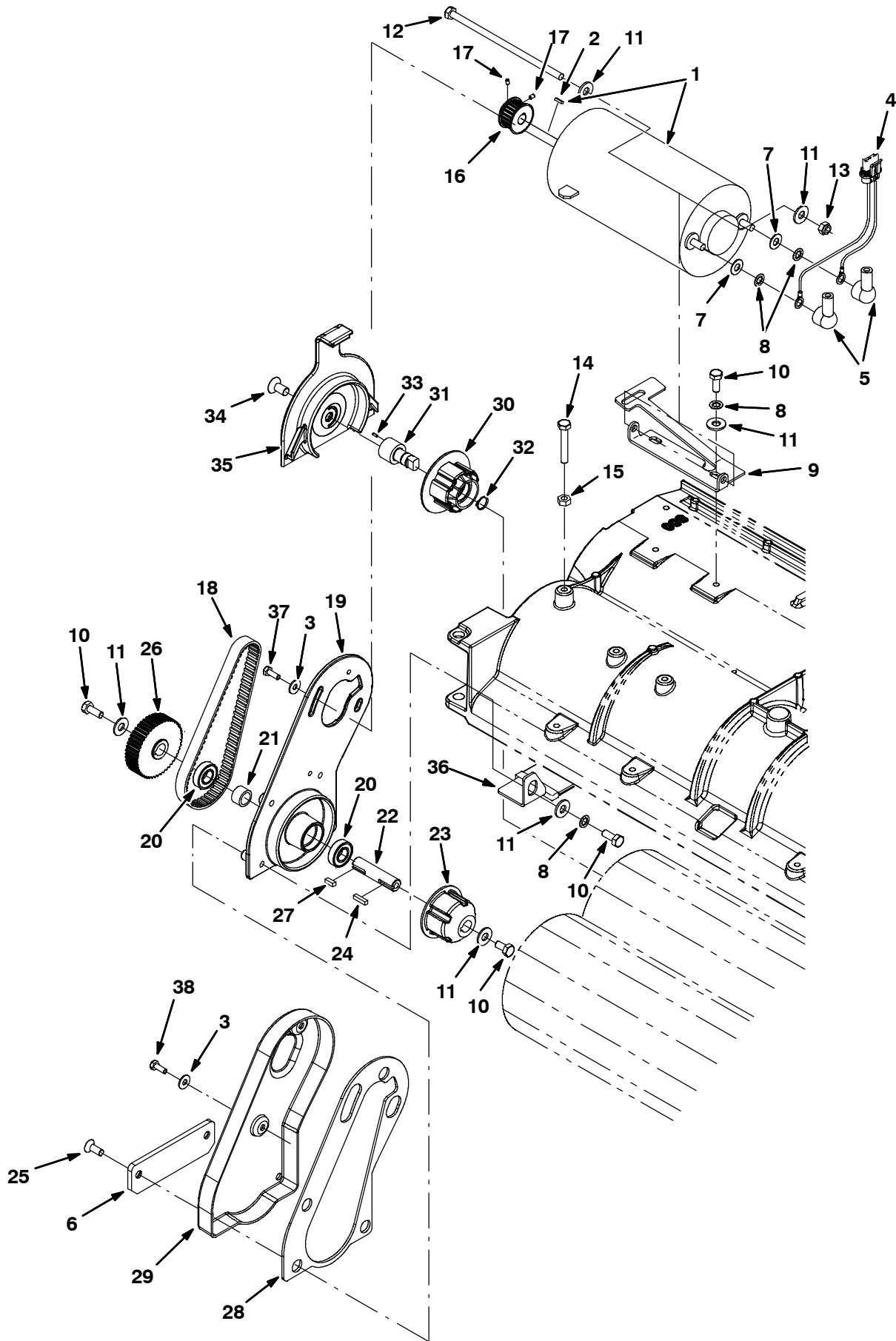


Fig. 18 - Cylindrical Scrub Head Drive Group, Right Side

Ref.	Part No.	Description	Qty.	
▽	1	604980	Motor, Ele, 24vdc 0.75hp 1500rpm 23.0a	1
▲	2	00954	Key, Sq, 0.12 X 0.12, 1.00l	1
	3	01684	Washer, Flat, 0.25, Ss	5
	4	1032496	Copyzeng Template	1
	5	608964	Boot, 90deg .27id 0.64id 1.79l, Blk	2
	6	1034845	Strip, Pye, Hi-dns, 0.25 01.75w 05.6l	1
	7	140027	Washer, Flat, 0.35b 0.75d .04, Ss	2
	8	43952	Washer, Lock, Int, 0.31, Ss	8
	9	1021172	Bracket, Mtg, Motor	1
	10	12273	Screw, Hex, M8 X 1.25 X 20, Ss, NI	8
	11	01685	Washer, Flat, 0.31, Ss	10
	12	1025026	Screw, Hex, M8 X 1.25 X 180, Ss	1
	13	08713	Nut, Hex, Lock, M8 X 1.25, NI, Ss	1
	14	578717	Screw, Hex, M8 X 1.25 X 50, Ss	1
	15	07786	Nut, Hex, Std, M8 X 1.25, Ss	1
	16	375195	Sprocket, Timing, 22tooth, 0.50b, [Gt/2]	1
	17	222818	Screw, Set, #08-32 X 0.25, NI	2
	18	377500	Belt, Synchronous, 05mm 500l[05p,Plychn]	1
	19	1021036	Bracket, Motor [Machined]	1
	20	41360	Bearing, Ball, 0.59b 1.26d 0.35w[2seal]	2
	21	1002077	Tube, 0.81d 0.59b 00.5l	1
	22	1021050	Shaft, Drive	1
	23	378805	Plug, Drive, Brush, Mach	1
	24	00911	Key, Sq, 0.19 X 0.19, 0.75l	1
	25	79246	Screw, Flt, M8 X 1.25 X 20, Ss 18-8	2
	26	1024636	Sprocket, 48t, 5p	1
	27	00961	Key, Sq, 0.19 X 0.19, 0.50l	1
	28	1022401	Gasket, Cover, Belt	1
	29	1022807	Cover, Belt	1
	30	379202	Plug, Idler, Brush [Sgl Brg]	1
	31	222177	Shaft, Idler Plug	1
	32	01516	Ring, Retaining, Ext, 0.59d, Basic	1
	33	222184	Pin, Roll, .094 D X 0.25l, .094/.097	1
	34	390996	Screw, Flt, M10 X 1.5 X 20, 10.9, NI	1
	35	369460	Door, Brush	1
	36	1029358	Deflector, Water, Cyl Head	2
	37	11329	Screw, Hex, M6 X 1.0 X 16, Ss, NI	5

Fig. 19 - Cylindrical Scrub Head Drive Group, Left Side

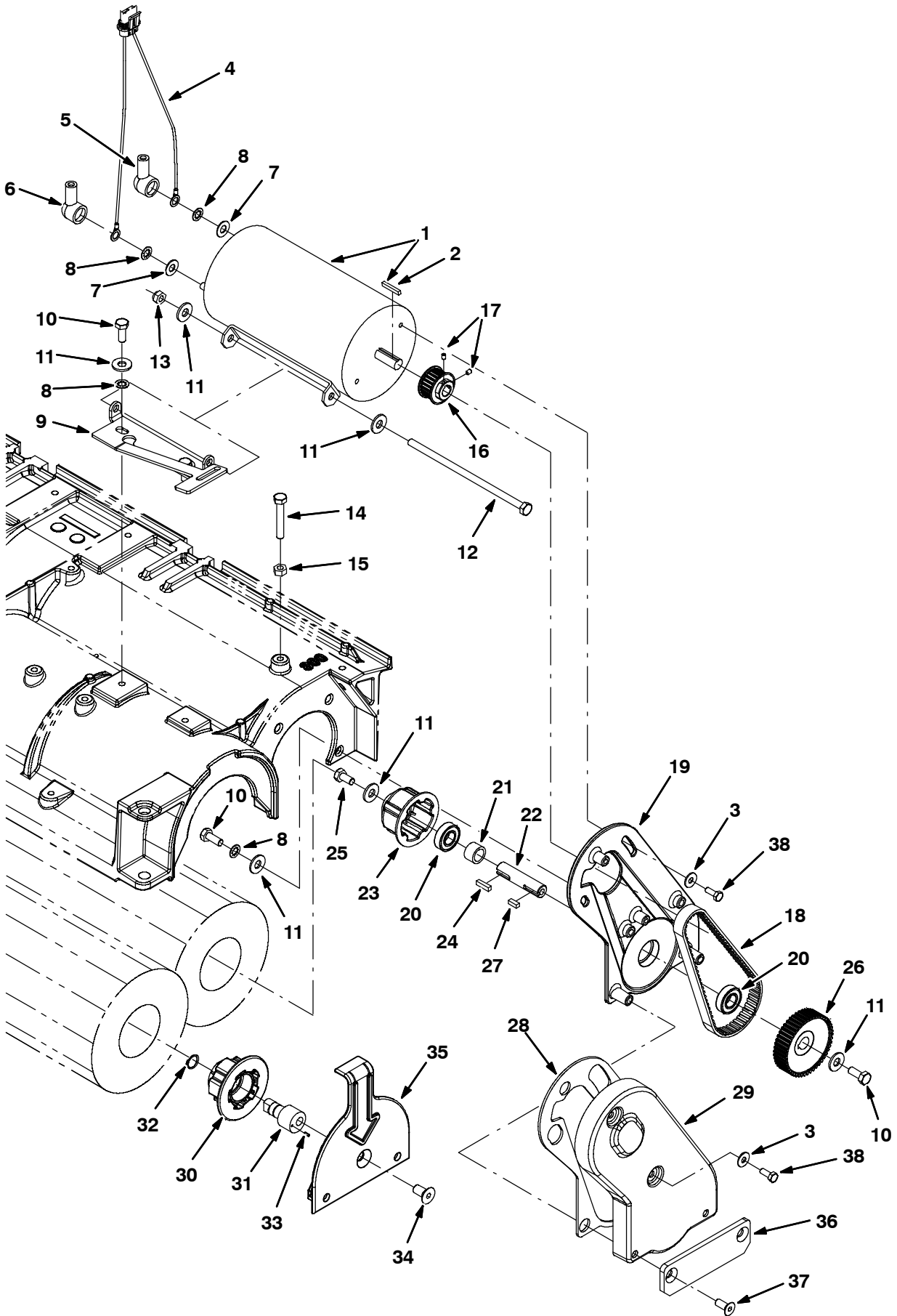




Fig. 19 - Cylindrical Scrub Head Drive Group, Left Side

Ref.	Part No.	Description	Qty.	
▽	1	604980	Motor, Ele, 24vdc 0.75hp 1500rpm 23.0a	1
▲	2	00954	Key, Sq, 0.12 X 0.12, 1.00l	1
	3	01684	Washer, Flat, 0.25, Ss	6
	4	1032496	Copyzeng Template	1
	5	608964	Boot, 90deg .27id 0.64id 1.79l, Blk	1
	6	608963	Boot, 90deg .27id 0.64id 1.79l, Red	1
	7	140027	Washer, Flat, 0.35b 0.75d .04, Ss	2
	8	43952	Washer, Lock, Int, 0.31, Ss	8
	9	1021172	Bracket, Mtg, Motor	1
	10	12273	Screw, Hex, M8 X 1.25 X 20, Ss, NI	7
	11	01685	Washer, Flat, 0.31, Ss	10
	12	1025026	Screw, Hex, M8 X 1.25 X 180, Ss	1
	13	08713	Nut, Hex, Lock, M8 X 1.25, NI, Ss	1
	14	578717	Screw, Hex, M8 X 1.25 X 50, Ss	1
	15	07786	Nut, Hex, Std, M8 X 1.25, Ss	1
	16	375195	Sprocket, Timing, 22tooth, 0.50b, [Gt/2]	1
	17	222818	Screw, Set, #08-32 X 0.25, NI	2
	18	377500	Belt, Synchronous, 05mm 500l[05p,Plychn]	1
	19	1021036	Bracket, Motor [Machined]	1
	20	41360	Bearing, Ball, 0.59b 1.26d 0.35w[2seal]	2
	21	1002077	Tube, 0.81d 0.59b 00.5l	1
	22	1021050	Shaft, Drive	1
	23	378805	Plug, Drive, Brush, Mach	1
	24	00911	Key, Sq, 0.19 X 0.19, 0.75l	1
	25	49826	Screw, Hex, M8 X 1.25 X 16, Ss, NI	1
	26	1024636	Sprocket, 48t, 5p	1
	27	00961	Key, Sq, 0.19 X 0.19, 0.50l	1
	28	1022401	Gasket, Cover, Belt	1
	29	1022807	Cover, Belt	1
	30	379202	Plug, Idler, Brush [Sgl Brg]	1
	31	222177	Shaft, Idler Plug	1
	32	01516	Ring, Retaining, Ext, 0.59d, Basic	1
	33	222184	Pin, Roll, .094 D X 0.25l, .094/.097	1
	34	390996	Screw, Flt, M10 X 1.5 X 20, 10.9, NI	1
	35	369460	Door, Brush	1
	36	1034845	Strip, Pye, Hi-dns, 0.25 01.75w 05.6l	1
	37	79246	Screw, Flt, M8 X 1.25 X 20, Ss 18-8	2
	38	11329	Screw, Hex, M6 X 1.0 X 16, Ss, NI	7

**Fig. 20 - Cylindrical Scrub Head Squeegee Group**

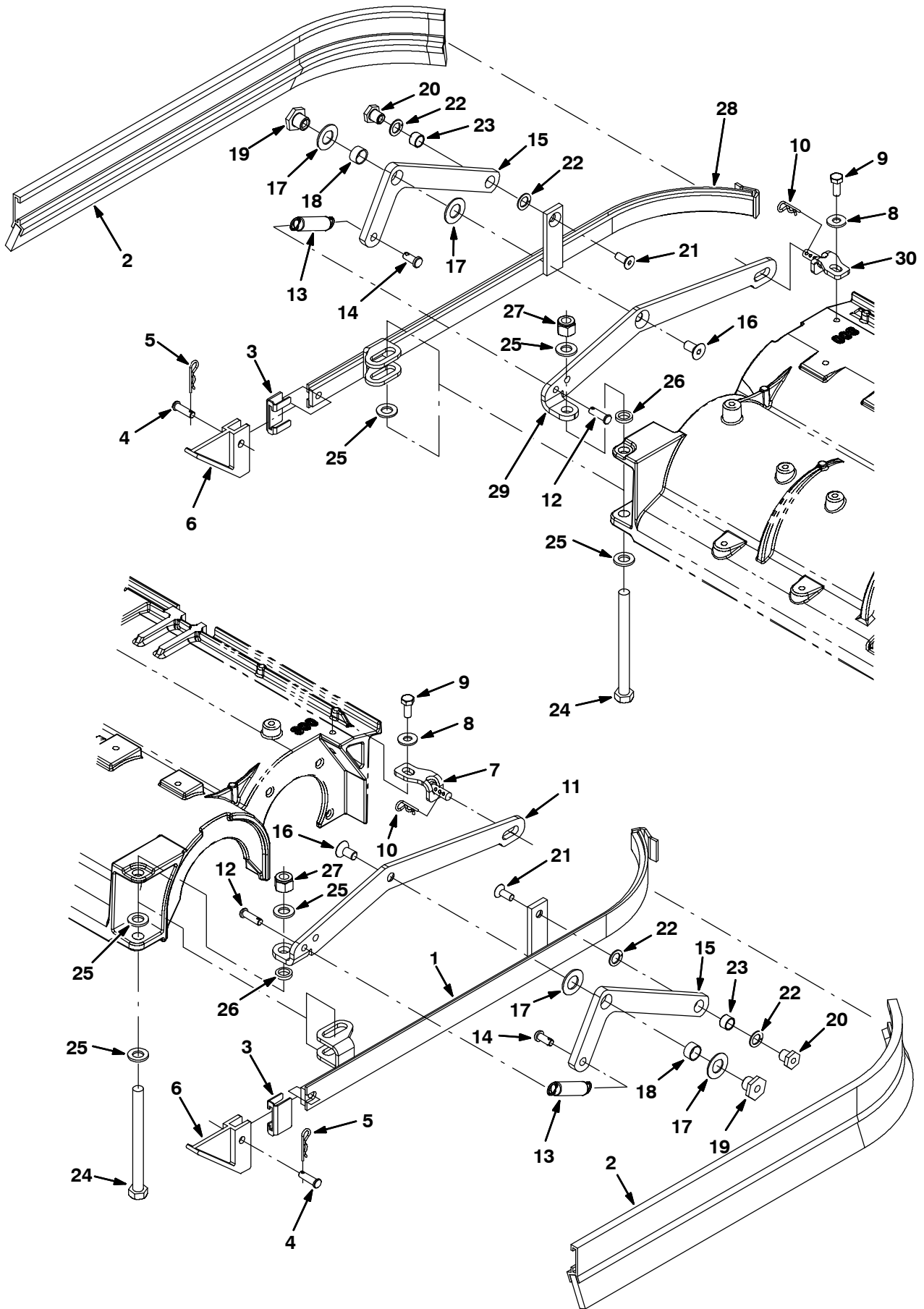


Fig. 20 - Cylindrical Scrub Head Squeegee Group

Ref.	Part No.	Description	Qty.
1	391328	Frame Wldt, Sqge, Side, Lh	1
2	391334	Squeegee Assy, Side	2
3	86759	Retainer, Sqge	2
4	69582	Pin, Clevis, 0.31d X 1.00l	2
5	44906	Pin, Cotter, Hair, 0.69d .092 Wir	2
6	86865	Guide, Sqge, Side	2
7	1029380	Angle Wldt, Stop, Lh	1
8	01685	Washer, Flat, 0.31, Ss	2
9	12273	Screw, Hex, M8 X 1.25 X 20, Ss, NI	2
10	44906	Pin, Cotter, Hair, 0.69d .092 Wir	2
11	1030365	Arm, Mtg, Link, Lh Sqge, Cylrc Head	1
12	69582	Pin, Clevis, 0.31d X 1.00l	2
13	15047	Spring, Extn, 0.62od X 0.08wir, 3.0l	2
14	39019	Pin, Clevis, 0.37d X 0.75l	2
15	25709	Bellcrank, Lift, Sqge	2
16	380587	Screw, Flt, M10 X 1.5 X 20, Ss, 18-8	2
17	64425	Washer, Thrust, 0.61b 1.25d .06, Fgl	4
18	71607	Bushing, Sleeve, 0.63b 0.72d 0.38l	2
19	391345	Nut, T, M10 X 1.50 X 0.62od X 0.5l	2
20	391346	Nut, T, M8 X 1.25 X 0.50od X 0.5l	2
21	79246	Screw, Flt, M8 X 1.25 X 20, Ss 18-8	2
22	86860	Bearing, Thrust, 0.50b 0.87d 0.06w	4
23	64173	Bushing, Sleeve, 0.50b 0.59d 0.38l, Stl	2
24	45280	Screw, Hex, .50-13 X 5.50, G5	2
25	33925	Washer, Flat, M12, Ss	6
26	1031077	Bushing, Sleeve, 0.51b 0.75d 0.16l	2
27	02931	Nut, Hex, Lock, .50-13, NI, Ss	2
28	391327	Frame Wldt, Sqge, Side, Rh	1
29	1030026	Arm, Mtg, Link, Rh Sqge, Cylrc Head	1
30	1029368	Angle Wldt, Stop, Rh	1



Fig. 21 - Recovery Tank Group

Ref.	Part No.	Description	Qty.
1	1019913	Tank, Recvy [Europe]	1
2	1013874	Cover, Tank, Recvy, Ce	1
3	222529	Hinge, Leaf	2
4	222463	Screw, Flt, M8 X 1.25 X 20, Blk	2
5	1012055	Hinge Wldt, Cover	2
6	09740	Screw, Hex, M8 X 1.25 X 20, Ss	16
7	1017218	Washer, Flat, 0.321b 1.00d .12, Ss	16
8	1011536	Hinge, Tank	2
9	1017590	Plate, Hinge	2
10	1016435	Washer, Flat, 0.52b 0.75d .06, Stl, Blk	4
11	1016430	Screw, Btn, M8 X 1.25 X 25	4
12	82829	Clamp, Cable, Stl, 0.63d X 0.75w, 1hole	2
13	15675	Screw, Hex, M8 X 1.25 X 16, Ss	2
14	1016855	Plate Wldt, Seal, Tank	1
15	1020301	Seal, Afrmkt, Bulb, Clsd Cell, Adh, 8ft	4
16	1016871	Spacer, Seal, Tank	2
17	397255	Spring, Cmpr, 0.85od .08wir 2.0l	2
18	605385	Washer, Flat, 0.69b 1.50d .05, Ss	4
19	1017218	Washer, Flat, 0.321b 1.00d .12, Ss	2
20	77270	Screw, Hex, M8 X 1.25 X 60, Ss	2
21	1017705	Pad, Rbr	1
22	1011752	Hinge Wldt, Tank	1
23	1011753	Hinge Wldt, Tank	1
24	1017000	Angle, Sppt, Tank	1
25	1017668	Bracket Wldt, Tank, Sppt	1
26	1037821	Filter, Panl, Dust, 2.3 X 4.5 X 6.4	1
27	1016392	Gasket, Fltr, Tank	1
28	1015921	Hose, Vacuum, 1.5d X 43l, Short Cuff	1
29	1001992	Clip, Hose, Gripper, 1.75id, Blk Ny	2
30	391403	Screw, Pan, M4 X 0.7 X 8, Ss	4
31	385685	Sensor, Level, Liquid, 14vdc	1
32	1019014	Arm, Tank, Retaining	1
33	222516	Sleeve, P/M, 0.496d 0.318b 0.31l 430ss	2
34	1016430	Screw, Btn, M8 X 1.25 X 25	2
35	1016435	Washer, Flat, 0.52b 0.75d .06, Stl, Blk	1
36	09010	Screw, Hex, M8 X 1.25 X 25, Ss	1
37	01685	Washer, Flat, 0.31 Ss	2
38	08713	Nut, Hex, Lock, M8 X 1.25, NI, Ss	1

Fig. 22 - Vacuum Fan Group

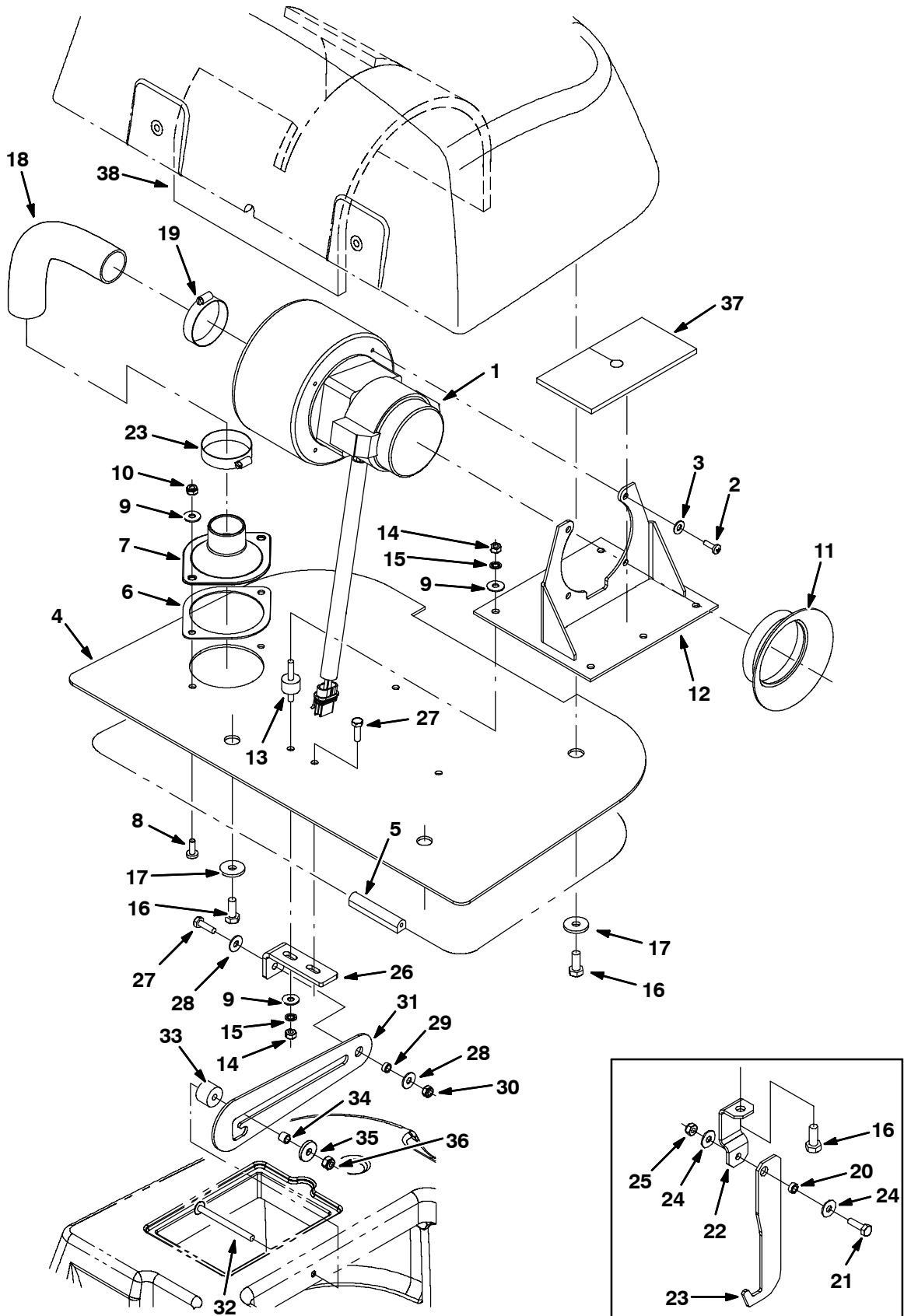


Fig. 22 - Vacuum Fan Group

Ref.	Part No.	Description	Qty.
1	1039763	Fan, Vacuum, 5.7, 3s 24v Bpt (See Breakdown)	1
2	1015506	Screw, Pan, M5 X 16, F/ Plstc	4
3	19066	Washer, Flat, #10	4
4	1011127	Plate, Mtg, Fan	1
5	1013611	Seal, Cover, Recvy	1
6	1014858	Gasket, Adapter	1
7	1014711	Adaptor, Hose	1
8	367770	Screw, Pan, M6 X 1.0 X 16, Ss	2
9	01684	Washer, Flat, 0.25 Ss	8
10	08712	Nut, Hex, Lock, M6 X 1.0, Ss, NI	2
11	1011140	Seal, Fan	1
12	1011103	Bracket Wldt, Mtg, Fan	1
13	1011093	Isolator, Vib, .75d, M6 Stud Both Ends	3
14	1007108	Nut, Hex, Lock, M6 X 1.00, Kep, Ext	6
15	1027144	Washer, Lock, Int, M6, Ss	6
16	09740	Screw, Hex, M8 X 1.25 X 20, Ss	4
17	1017218	Washer, Flat, 0.321b 1.00d .12, Ss	3
18	1011159	Hose, Vacuum, 1.5d X 8.3l, Clr, Blk Wire	1
19	79381	Clamp, Hose, Wormdrive, 1.25-2.00d, .50w	2
20	80491	[1] Sleeve, P/M, 0.375d 0.250b 0.16l 430ss	1
21	08716	[1] Screw, Hex, M6 X 1.0 X 20, Ss	1
22	1015803	[1] Bracket, Mtg, Stop	1
23	1015808	[1] Plate, Mtg, Tank	1
24	01684	[1] Washer, Flat, 0.25, Ss	2
25	08712	[1] Nut, Hex, Lock, M6 X 1.00, Ss, NI	1
26	1026322	[2] Bracket, Mtg, Stop	1
27	08716	[2] Screw, Hex, M6 X 1.0 X 20, Ss	2
28	01684	[2] Washer, Flat, 0.25, Ss	2
29	80491	[2] Sleeve, P/M, 0.25b 0.38d 0.2l [430ss]	1
30	08712	[2] Nut, Hex, Lock, M6 X 1.00, Ss, NI	1
31	1026270	[2] Bracket, Arm, Prop	1
32	1026986	[2] Screw, Trs, .25-20 X 3.00, Phl, Ss	1
33	578579	[2] Spacer, 0.25b 0.88d 0.50l	1
34	140154	[2] Sleeve, P/M, 0.25b 0.38d 0.3l, Pl	1
35	140053	[2] Washer, Flat, 0.28b 0.88d .12, Ss	1
36	41169	[2] Nut, Hex, Lock, .25-20, NI, Ss	1
▽	9003365	Insulation Kit, Acstc, Vacfan	1
▲	37 1028514	Insulation, Acstc, Vacfan	1
▲	38 1028515	Insulation, Acstc, Hsng, Vacfan	1

[1] Serial number (000000-001173)

[2] Serial number (001174- )

Fig. 23 - Solution Tank Group

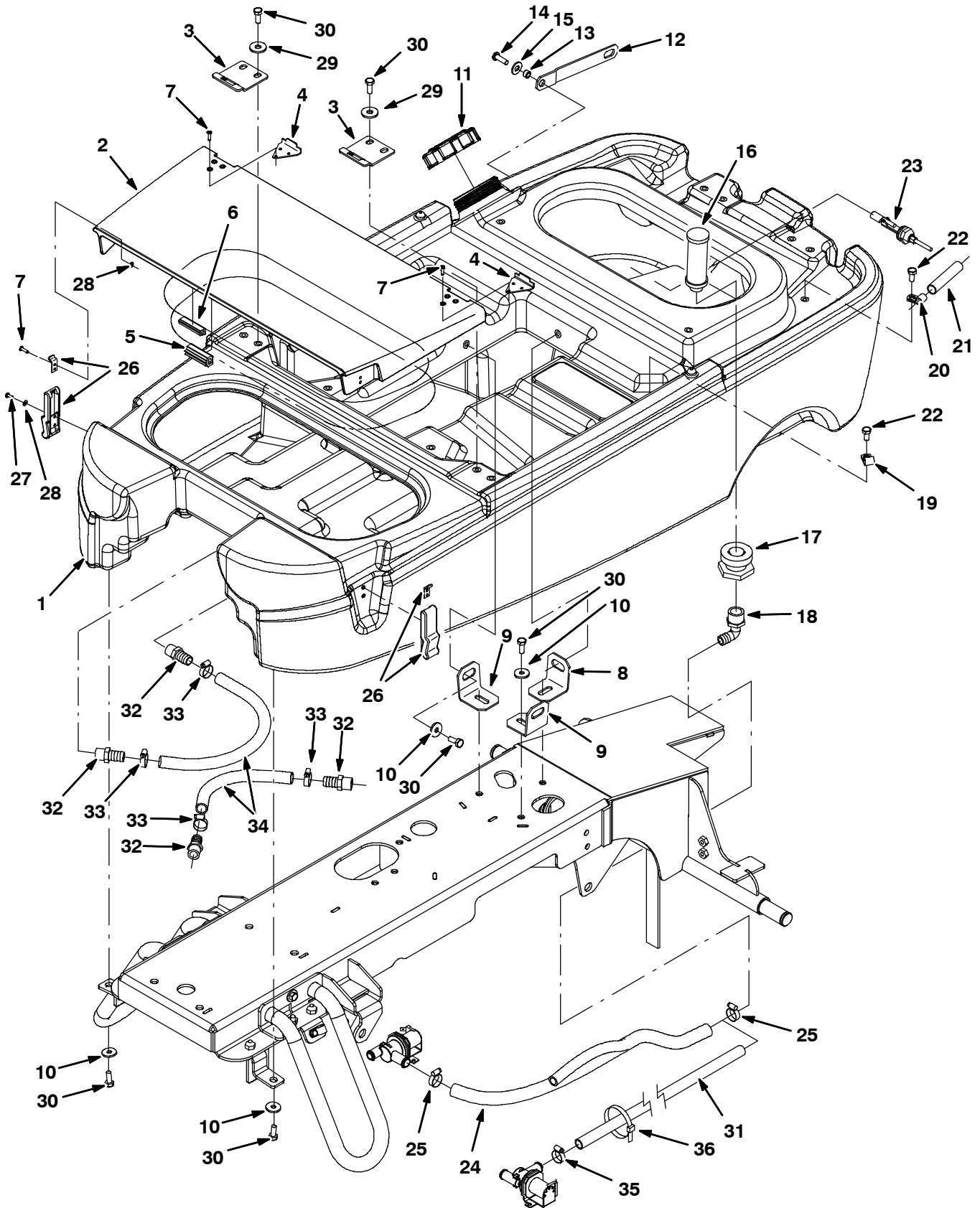




Fig. 23 - Solution Tank Group

Ref.	Part No.	Description	Qty.
1	9003147	Tank, Soltn, Disk, Hg, Afmkt, Ce[T7] (Disk Scrub Head)	1
1	9003148	Tank, Soltn, Cylrcl, Hg, Afmkt, Ce[T7] (Cylindrical Scrub Head)	1
2	1012505	Cover, Tank, Soltn [T7]	1
3	1014850	Catch, Cover	2
4	1020292	Plate, Cover, Tab [T7]	2
5	1020727	Seal, Afmkt, Bulb, Clsd Cell, Adh, 8ft	1
6	1020719	Seal, Afmkt, Bulb, Clsd Cell, Adh, 8ft	1
7	1021677	Rivet, Blind, .156dx0.55x.38d, Ss	10
8	1014072	Bracket, Mtg, Tank	1
9	1014072	Bracket, Mtg, Tank (Disk Scrub Head)	2
10	1017218	Washer, Flat, 0.321b 1.00d .12, Ss	8
11	1011885	Cap, Tank	1
12	1019013	Arm, Tank, Retaining	1
13	222516	Sleeve, P/M, 0.496d 0.318b 0.31l 430ss	3
14	1016430	Screw, Btn, M8 X 1.25 X 25, 10.9, Blk	2
15	1016435	Washer, Flat, 0.52b 0.75d .06, Stl, Blk	2
16	398770	Strainer, Soltn, 80mesh Cyl 1.3d 3.5l	1
17	377349	Fitting, Plstc, Pf12/Pf12, Bh	1
18	73468	Fitting, Plstc, E90, Bm10/Pm12	1
19	82829	Clamp, Cable, Stl, 0.63d X 0.75w, 1hole	2
20	67767	Clamp, Cable, Stl, 0.69d X 0.62w, 1h	1
21	1019879	Conduit, Nylon, .50d 3.0l	1
22	15675	Screw, Hex, M8 X 1.25 X 16, Ss	2
23	385685	Sensor, Level, Liquid, 14vdc 01a .62-11	1
24	1014825	Hose, Mold (Disk Scrub Head)	1
25	54333	Clamp, Hose, Wormdrive, 0.31-0.88d, .31w	2
26	140932	Latch, Draw, Soft, Rbr W/ Keeper	2
27	49697	Screw, Pan, M4 X 0.7 X 10, Ss	4
28	1035394	Washer, Flat, 0.17b 0.38d .04, Ss	4
29	01685	Washer, Flat, 0.31 Ss	4
30	09740	Screw, Hex, M8 X 1.25 X 20, Ss	12
31	1015026	Hose, Afmkt, Pvc, Brd, 0.62id, 03ft, Clr (Cylindrical Scrub Head)	1
32	41440	Fitting, Plstc, Str, Bm10/Pm08 (Cylindrical Scrub Head)	4
33	54333	Clamp, Hose, Wormdrive, 0.31-0.88D, .31W (Cylindrical Scrub Head)	4
34	1035355	Hose, Afmkt, Pvc, Clr, 0.62ld, 02Ft (Cylindrical Scrub Head)	2
35	63810	Clamp, Hose, Wormdrive, 0.56-1.06d, .56w (Cylindrical Scrub Head)	1
36	130773	Tie, Cable, Nyl, 11.0L, .14W, 3.0 Max. D (Cylindrical Scrub Head)	1



Fig. 24 - Tanks Drain Group

	Ref.	Part No.	Description	Qty.
▽	1	1014274	Hose Assy, Drain, 26.3l	1
▲▽	2	1008639	Cap, Drain Assembly	1
▲▲	3	1019563	Strap, Drain Cap	1
▲▲	4	1008637	O Ring, 1.48" Id, 1.76" Od	1
	5	14432	Clamp, Hose, Wormdrive, 1.81-2.75d, .56w	2
▽	6	1014268	Hose Assy, Drain, 29.6l	2
▲▽	7	1008639	Cap, Drain Assembly	5
▲▲	8	1019563	Strap, Drain Cap	1
▲▲	9	1008637	O Ring, 1.48" Id, 1.76" Od	1
	10	79381	Clamp, Hose, Wormdrive, 1.25-2.00d, .50w	1
	11	222793	Clip, Hanger, Hose, .38d Hole, Ss	2
	12	09740	Screw, Hex, M8 X 1.25 X 20, Ss	2

Fig. 25 - Rear Squeegee Lift Group, Disk Scrub Head

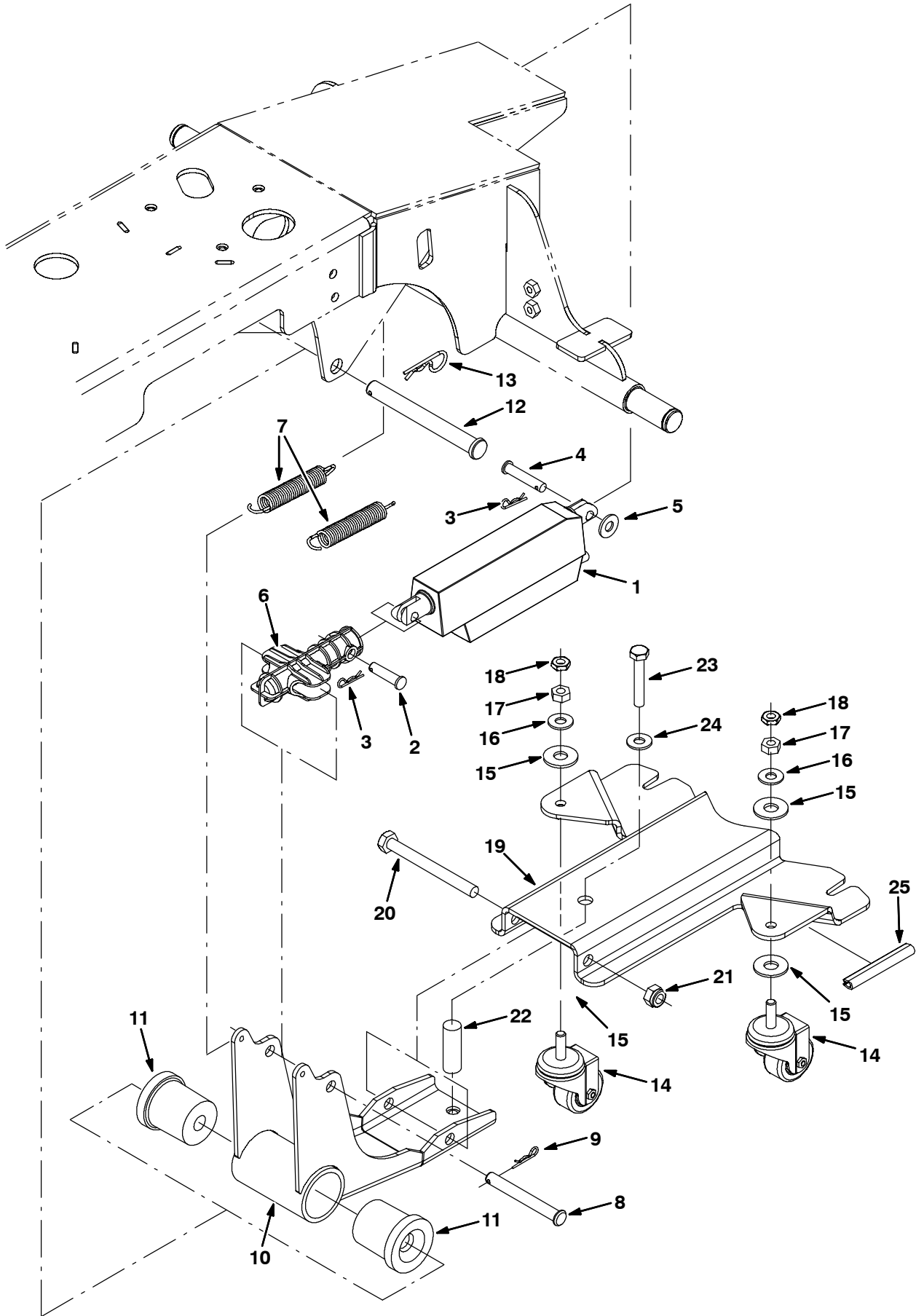


Fig. 25 - Rear Squeegee Lift Group, Disk Scrub Head

Ref.	Part No.	Description	Qty.
1	1009268	Actuator, 12vdc, 40mm Strk 750n	1
2	1009356	Pin, Clevis, 10mm X 40l	2
3	86866	Pin, Hair Cotter, 0.38 D .072 Wir	2
4	94877	Pin, Clevis, 10d X 50l	1
5	01686	Washer, Flat, 0.44b 1.00 .08, Ss	1
6	1012607	① Housing, Spring, Sqge Actuator	1
6	1031028	② Housing, Sqge, Spring, Actuator	1
7	1016639	Spring, Extn, 0.75od X 0.11wir, 4.5l	2
8	96184	Pin, Clevis, 12d X 100l, Pl	1
9	86866	Pin, Cotter, Hair, 0.38d .072 Wir	1
10	1031379	Arm Wldt, Sqge, Rear	1
11	1013515	Bushing, Flex, Ure	2
12	1010401	Pin, Clevis, 16d X 150l	1
13	02942	Pin, Hair Cotter, 0.62 D .120 Wir	1
14	1011561	Caster, Swivel, 50d, M10 X 1.5 X 30 Stem	2
15	41619	Washer, Flat, 0.56b 1.38d .11, Ss	4
16	01686	Washer, Flat, 0.44b 1.00 .08, Ss	2
17	07787	Nut, Hex, Std, M10 X 1.5, Ss	2
18	32716	Nut, Hex, Jam, M10 X 1.5, Ss	2
19	1018725	Channel, Arm, Lower Sqge	1
20	12138	Screw, Hex, M12 X 1.75 X 120, 8.8	1
21	09741	Nut, Hex, Lock, M12 X 1.75, NI, Ss	1
22	1020182	Spring, Cmpr, 20mm D X 44mm L	1
23	04417	Screw, Hex, M10 X 1.5 X 60, Ss	1
24	01686	Washer, Flat, 0.44b 1.00 .08, Ss	1
25	1020168	Molding, Afmkt, Trim, Pvc, .08-.11, 1ft	1

① Serial number (000000-000979)

② Serial number (000980- )

Fig. 26 - Rear Squeegee Lift Group, Cylindrical Scrub Head

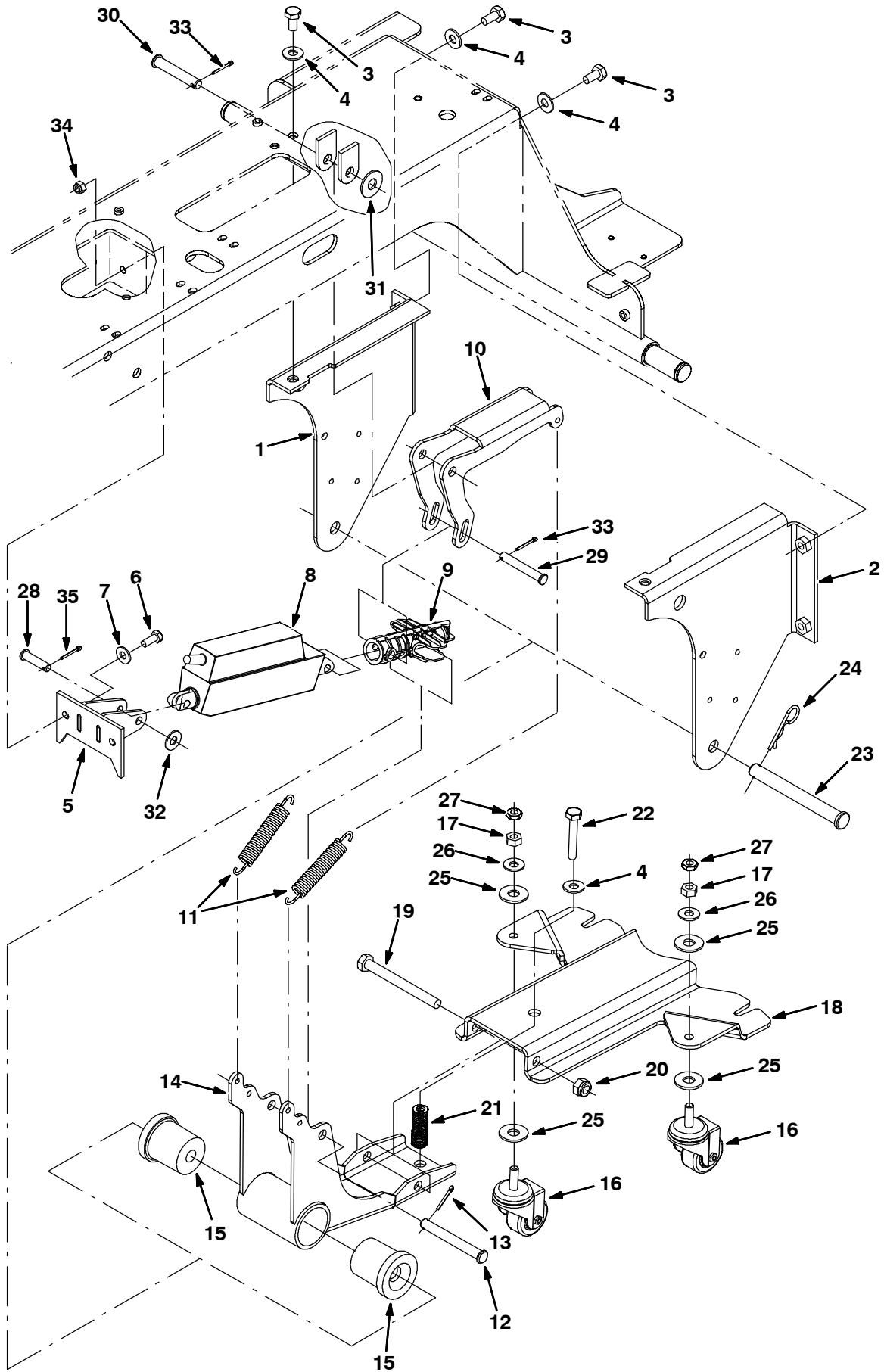


Fig. 26 - Rear Squeegee Lift Group, Cylindrical Scrub Head

Ref.	Part No.	Description	Qty.
1	1028997	Support, Frame, Sqge	1
2	1028998	Support, Frame, Sqge	1
3	09291	Screw, Hex, M10 X 1.5 X 20, Ss	6
4	01686	Washer, Flat, 0.44b 1.00d .08, Ss	7
5	1029072	Bracket Wldt, Actuator	1
6	09740	Screw, Hex, M8 X 1.25 X 20, Ss	2
7	01685	Washer, Flat, 0.38b 0.88d .08, Ss	2
8	1009268	Actuator, 12vdc, 40mm Strk [750n]	1
9	1031028	Housing, Sqge, Spring, Actuator	1
10	1032539	Arm, Spring, Mtg	1
11	1016639	Spring, Extn, 0.75od 0.11wir 04.5l	2
12	1018483	Pin, Clevis, 12mmd X 100mml	1
13	08182	Pin, Cotter, .125 X 1.00	1
14	1032452	Arm Wldt, Sqge, Rear, Cylrc	1
15	1013515	Bushing, Flex, Ure	2
16	1011561	Caster, Swivel, 50mmd, M10 X 30, Clr PI	2
17	07787	Nut, Hex, Std, M10 X 1.50, Ss	2
18	1018725	Channel, Arm, Lower Sqge	1
19	12138	Screw, Hex, M12 X 1.75 X 120, 8.8	1
20	09741	Nut, Hex, Lock, M12 X 1.75, NI, Ss	1
21	1020182	Spring, Cmpr, 0.70od, 01.7l	1
22	04417	Screw, Hex, M10 X 1.5 X 60, Ss	1
23	1010401	Pin, Clevis, 16mmd X 150mml	1
24	02942	Pin, Cotter, Hair, 0.62d .120 Wir	1
25	41619	Washer, Flat, 0.56b 1.38d .11, Ss	4
26	01686	Washer, Flat, 0.44b 1.00d .08, Ss	2
27	32716	Nut, Hex, Jam, M10 X 1.5, Ss	2
28	94877	Pin, Clevis, 10mmd X 050mml	1
29	1032733	Pin, Clevis, 10mmd X 070mml, PI	1
30	1032732	Pin, Clevis, 12mmd X 070mml, PI	1
31	41619	Washer, Flat, 0.56b 1.38d .11, Ss	1
32	01686	Washer, Flat, 0.44b 1.00d .08, Ss	2
33	08182	Pin, Cotter, .125 X 1.00	2
34	08713	Nut, Hex, Lock, M8 X 1.25, NI, Ss	2
35	86866	Pin, Cotter, Hair, 0.38d .072 Wir	1

Fig. 27 - Rear Squeegee Group, 650 mm

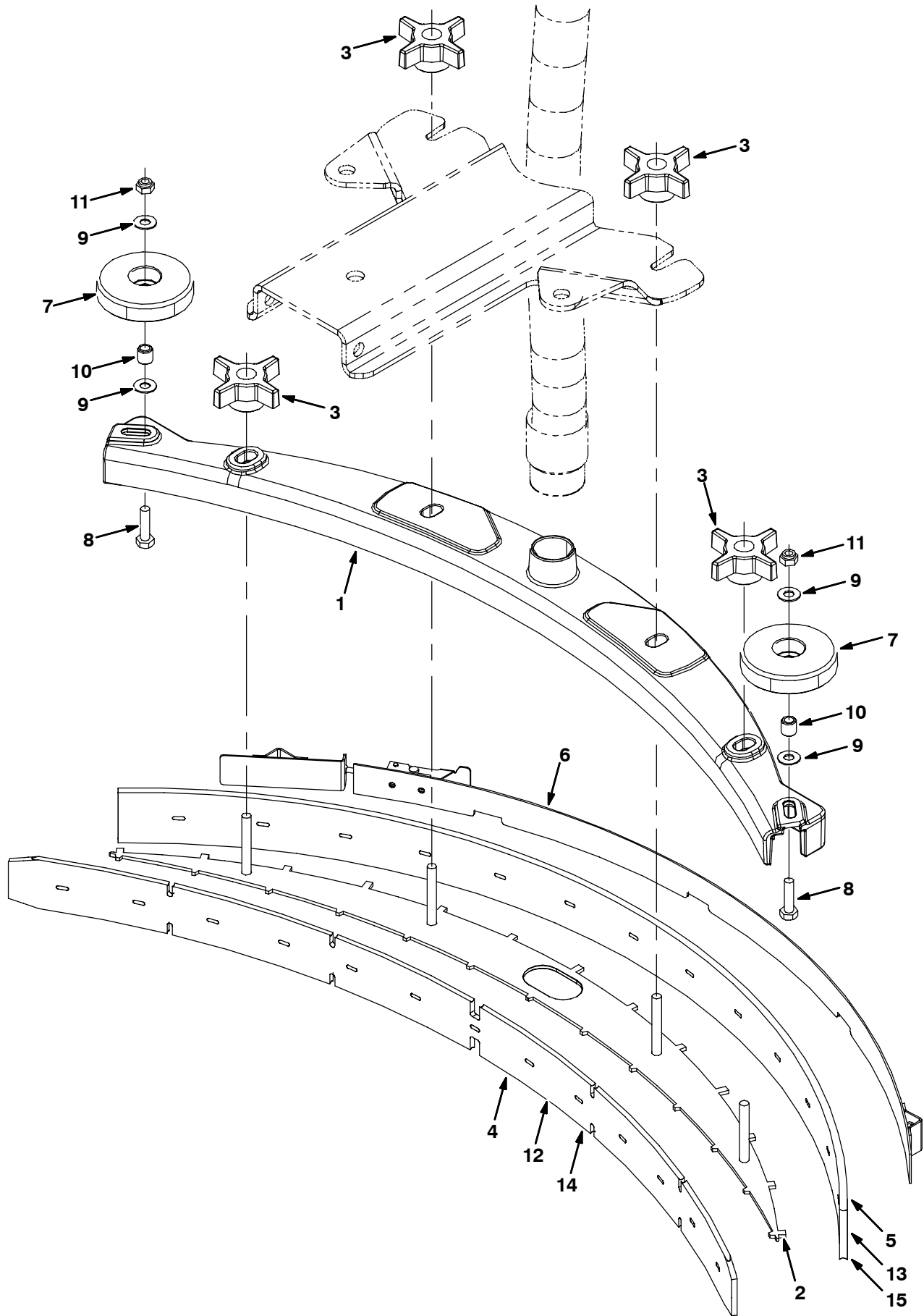




Fig. 27 - Rear Squeegee Group, 650 mm

Ref.	Part No.	Description	Qty.
▽	9000139	Squeegee Kit, 650mm, Ci [T7/Ssr]	1
▲	1 1001468	Frame, Sqge, 700mm	1
▲	2 1012934	Plate Wldt, Sqge, Retainer, 700mm	1
▲	3 1015911	Knob, Star, 2.75d 4ear 1.1l M8x1.25 Thru	4
▲	4 390943	Blade, Sqge, Front, 700mm Linatex, 35.0l	1
▲	5 390942	Blade, Sqge, Rear, 700mm Linatex [37.5]	1
▲	6 1033158	Strap Assy, Sqge, 700mm	1
▲	7 1010560	Wheel, Bmpr, 80d X 25w, Non-Marking	2
▲	8 09011	Screw, Hex, M8 X 1.25 X 30, Ss	2
▲	9 140027	Washer, Flat, 0.35b 0.75d .04, Ss	4
▲	10 222460	Sleeve, P/M, 0.496d 0.318b 0.50l 430ss	2
▲	11 08713	Nut, Hex, Lock, M8 X 1.25, NI, Ss	2
▽	391384	Squeegee Kit, Oil-Rstn, 700mm	1
▲	12 391377	Blade, Sqge, Front, 700mm Oil-Rstn,35.0l	1
▲	13 391378	Blade, Sqge, Rear, 700mm Oil-Rstn[37.0]	1
▽	391386	Squeegee Kit, Tile, 700mm	1
▲	14 390943	Blade, Sqge, Front, 700mm Linatex, 35.0l	1
▲	15 390936	Blade, Sqge, Rear, 700mm Gum Rbr [37.5]	1

Fig. 28 - Rear Squeegee Group, 800 mm

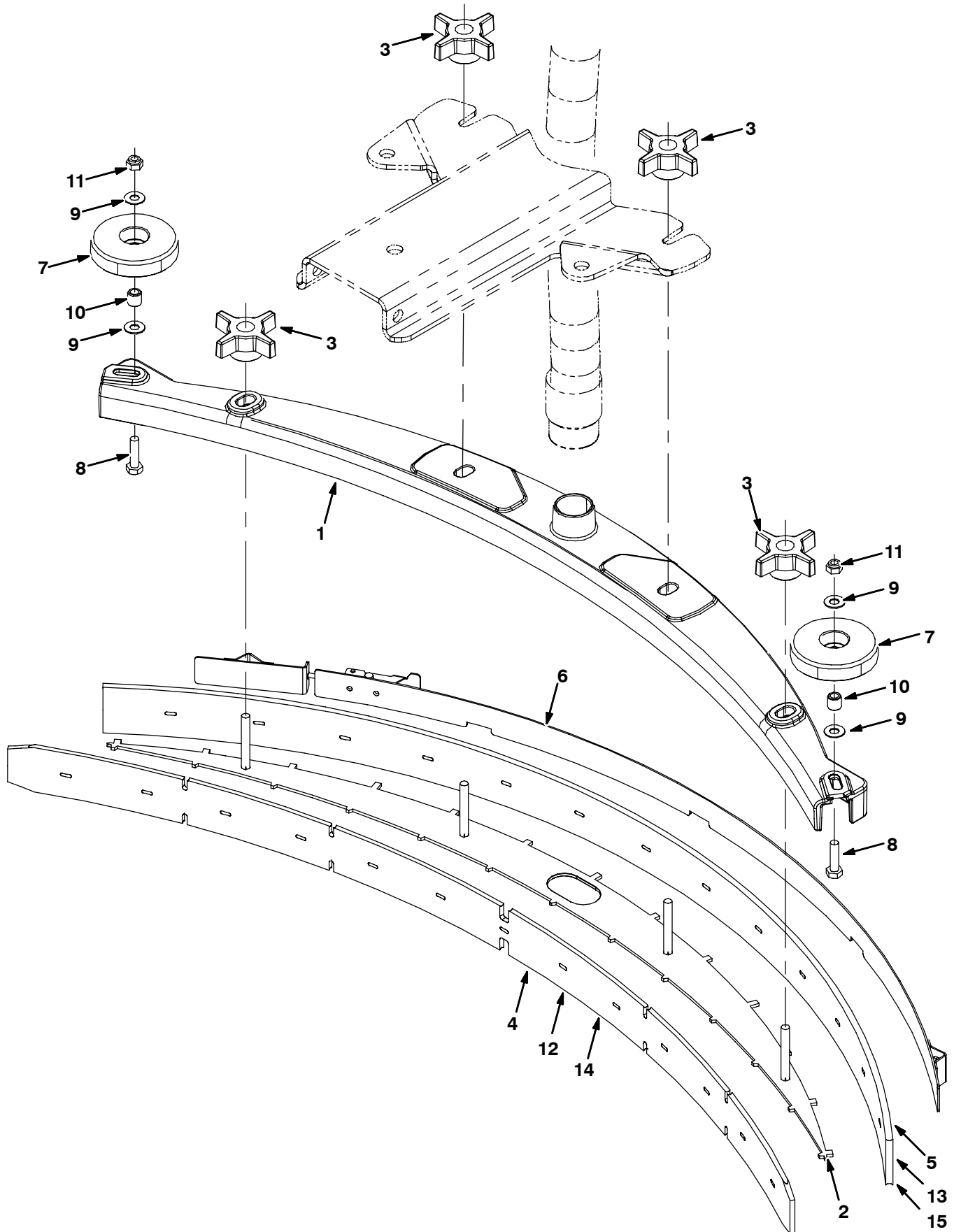


Fig. 28 - Rear Squeegee Group, 800 mm

Ref.	Part No.	Description	Qty.
▽	9000145	Squeegee Kit, 800mm, Ci [T7/Ssr]	1
▲	1 1012964	Frame, Sqge, 800mm	1
▲	2 1013395	Plate Wldt, Sqge, Retainer, 800mm	1
▲	3 1015911	Knob, Star, 2.75d 4ear 1.1l M8x1.25 Thru	4
▲	4 390923	Blade, Sqge, Front, 800mm Linatex, 41.5l	1
▲	5 390922	Blade, Sqge, Rear, 800mm Linatex [44.0l]	1
▲	6 1033102	Strap Assy, Sqge, 800mm	1
▲	7 1010560	Wheel, Bmpr, 80d X 25w, Non-Marking	2
▲	8 09011	Screw, Hex, M8 X 1.25 X 30, Ss	2
▲	9 140027	Washer, Flat, 0.35b 0.75d .04, Ss	4
▲	10 222460	Sleeve, P/M, 0.496d 0.318b 0.50l 430ss	2
▲	11 08713	Nut, Hex, Lock, M8 X 1.25, NI, Ss	2
▽	391383	Squeegee Kit, Oil-Rstn, 800mm	1
▲	12 391379	Blade, Sqge, Front, 800mm Oil-Rstn,41.5l	1
▲	13 391380	Blade, Sqge, Rear, 800mm Oil-Rstn[44.0l]	1
▽	391385	Squeegee Kit, Tile, 800mm	1
▲	14 390923	Blade, Sqge, Front, 800mm Linatex, 41.5l	1
▲	15 390934	Blade, Sqge, Rear, Gum Rbr, 800mm[44.0l]	1

Fig. 29 - Circuit Board Group

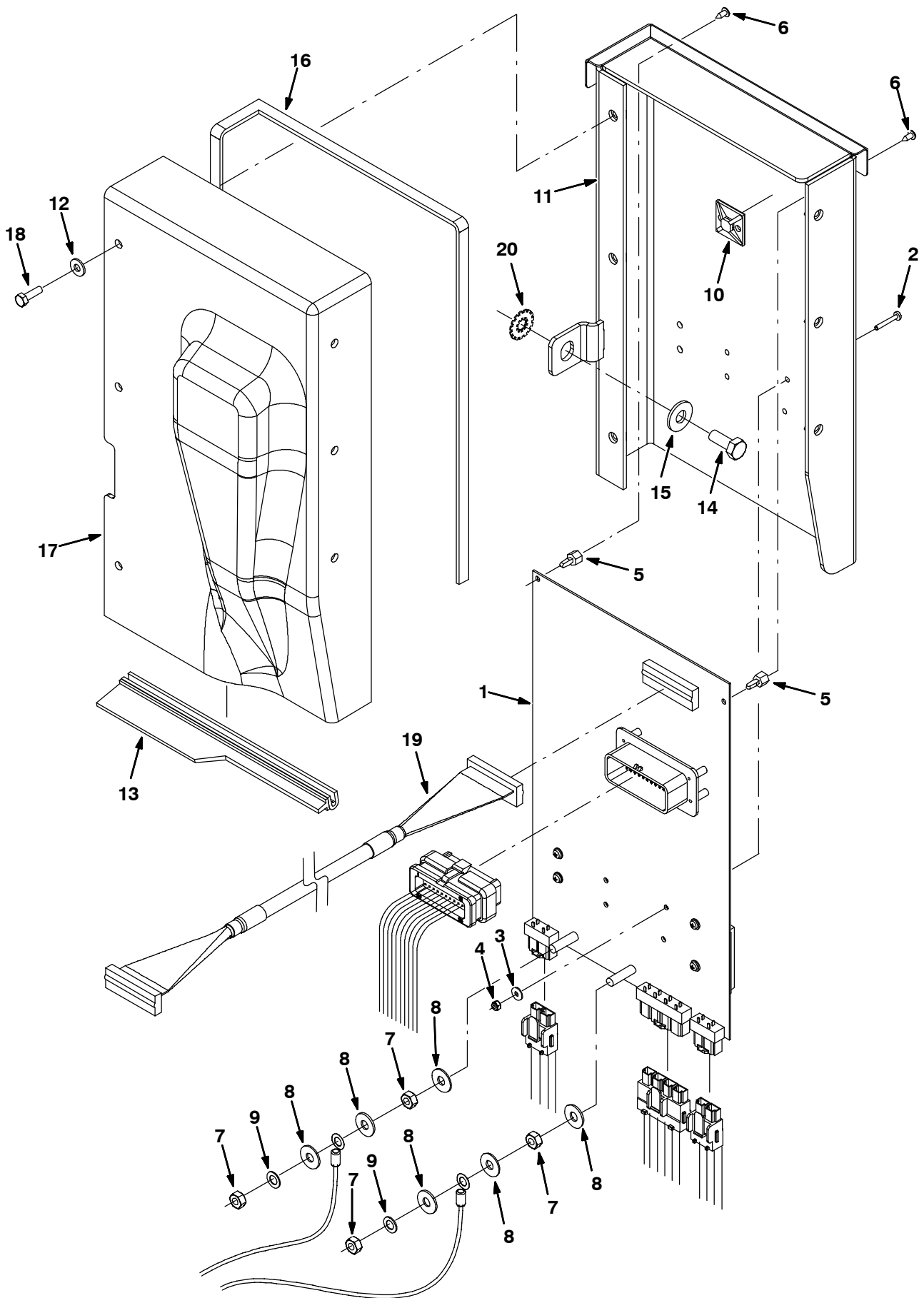


Fig. 29 - Circuit Board Group

	Ref.	Part No.	Description	Qty.
▽	1	9001925	Controller Kit, Replmt, Ci [T7/Ssr] (Disk Scrub Head)	1
▲	2	06922	Screw, Pan, M3 X 0.5 X 20, 4.8	4
▲	3	1019218	Washer, Flat, 0.14b 0.31d, Nyl	3
▲	4	579211	Nut, Hex, Lock, M3 X .5, Ss	3
▲	5	1016825	Support, Circuitboard	2
▲	6	3701.6	Screw, Pan, #06-32 X 0.38, Phl Ss Shtmtl	2
▲	7	07785	Nut, Hex, Std, M6 X 1.0, A2, Ss	4
▲	8	01684	Washer, Flat, 0.25 Ss	6
▲	9	32982	Washer, Lock, Int, 0.25	2
▲	10	55248	Mount, Cable Tie	1
▲	11	1017754	Panel, Wldt, Cntrl	1
▽	1	9003096	Controller Kit, Replmt, Cylrcl, Ci[T7] (Cylindrical Scrub Head)	1
▲	2	06922	Screw, Pan, M3 X 0.5 X 20, 4.8	4
▲	3	1019218	Washer, Flat, 0.14b 0.31d, Nyl	3
▲	4	579211	Nut, Hex, Lock, M3 X .5, Ss	3
▲	5	1016825	Support, Circuitboard	2
▲	6	3701.6	Screw, Pan, #06-32 X 0.38, Phl Ss Shtmtl	2
▲	7	07785	Nut, Hex, Std, M6 X 1.0, A2, Ss	4
▲	8	01684	Washer, Flat, 0.25 Ss	6
▲	9	32982	Washer, Lock, Int, 0.25	2
▲	10	55248	Mount, Cable Tie	1
▲	11	1017754	Panel, Wldt, Cntrl	1
	12	76426	Washer, Sealing, 0.28b 0.75d Ss/Neo	6
	13	1019083	Seal, Cut	1
	14	09740	Screw, Hex, M8 X 1.25 X 20, Ss	1
	15	01685	Washer, Flat, 0.31 Ss	1
	16	1017880	Seal, Strip, Adh	1
	17	1017812	Cover, Panl, Ele	1
	18	24199	Screw, Hex, M5 X 0.8 X 16, Ss	6
	19	1016865	Cable, Ribbon	1
	20	41141	Washer, Lock, Int-Ext, 0.31	1

**Fig. 30 - Electrical Group**

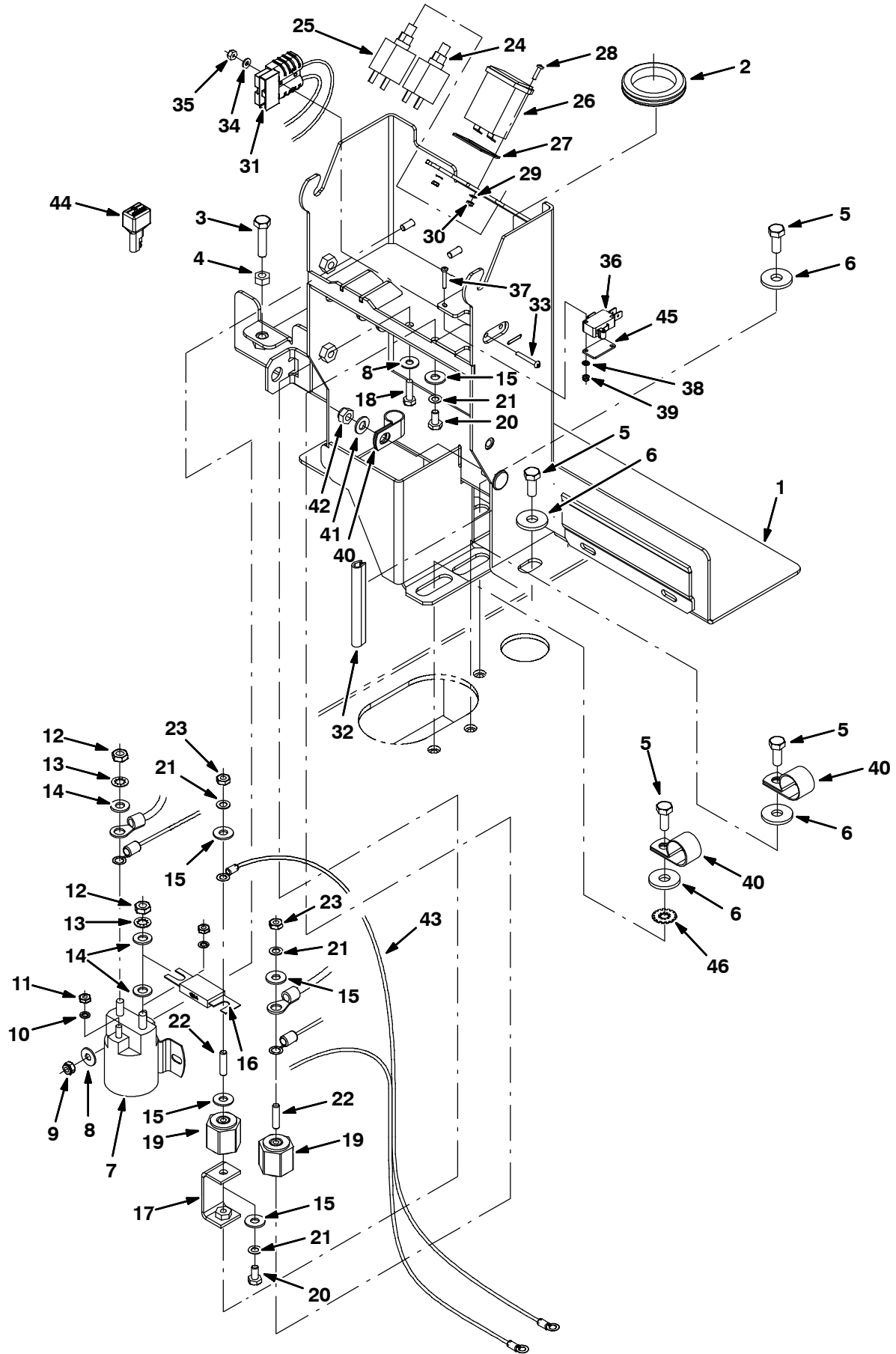
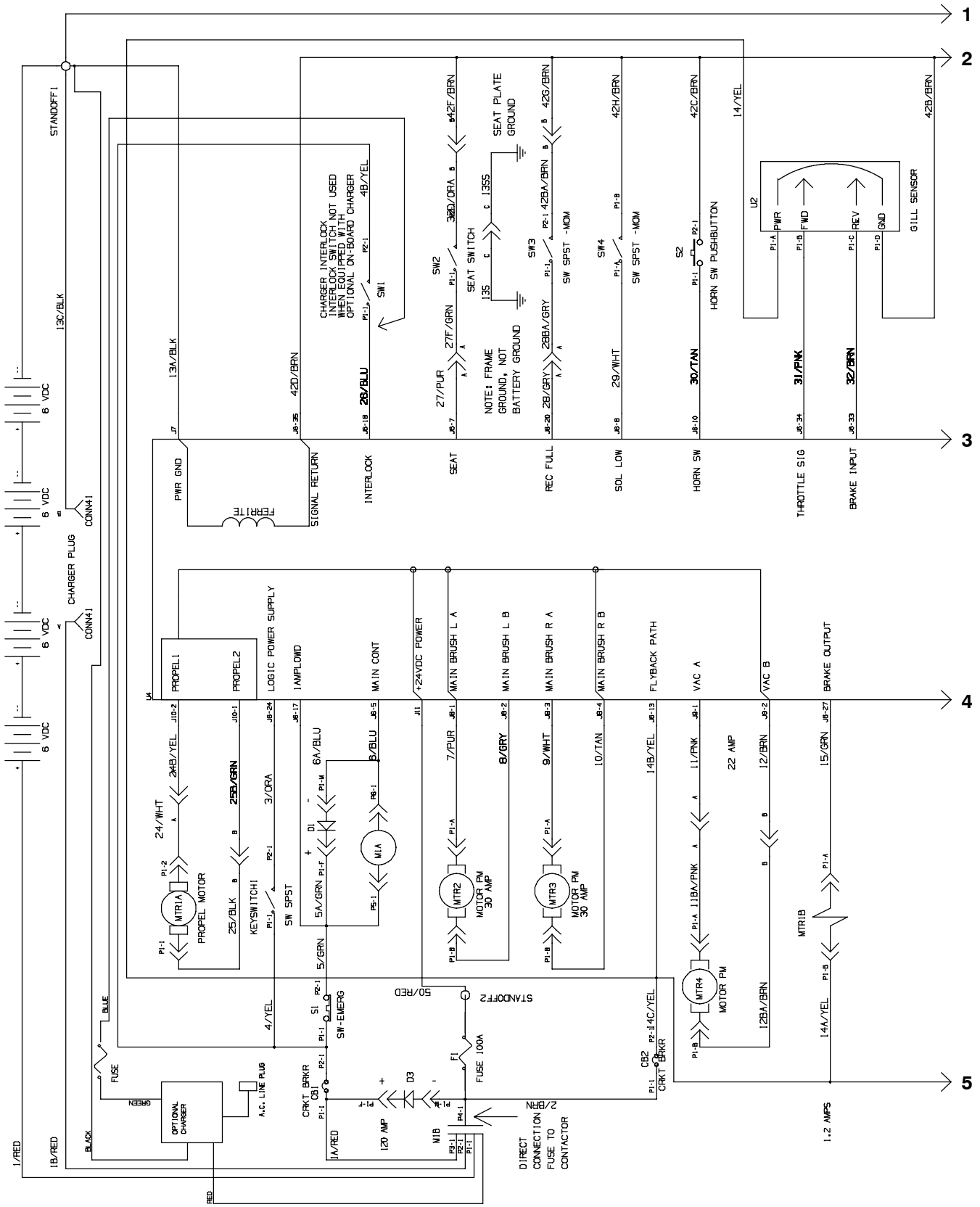


Fig. 30 - Electrical Group

Ref.	Part No.	Description	Qty.
1	1011704	Support Wldt, Actuator (For Disk Scrub Head)	1
1	1021531	Support Wldt, Actuator (For Cylindrical Scrub Head)	1
2	54345	Grommet, Rbr, 1.62id, F/ 1.9h, .13matl	1
3	09023	Screw, Hex, M8 X 1.25 X 35, Ss, Fl	1
4	07786	Nut, Hex, Std, M8 X 1.25, Ss	1
5	09740	Screw, Hex, M8 X 1.25 X 20, Ss	5
6	1017218	Washer, Flat, 0.321b 1.00d .12, Ss	5
7	02424	Relay, 24vdc, 100a, Sp N/O [White]	1
8	01684	Washer, Flat, 0.25 Ss	3
9	08712	Nut, Hex, Lock, M6 X 1.0, Ss, NI	2
10	07514	Washer, Lock, Int, #10, Ss	2
11	01689	Nut, Hex, Std, #10-32, Ss	2
12	20170	Nut, Hex, Jam, .31-24	2
13	32984	Washer, Lock, Int, .31	2
14	39349	Washer, Flat, 0.31 Sae	3
15	32490	Washer, Flat, 0.25 Std	5
16	86379	Fuse, .88 X 3.2l 100a 125vac	1
17	1018546	Bracket, Stand-Off (For Disk Scrub Head)	1
18	08716	Screw, Hex, M6 X 1.0 X 20, Ss	1
19	76062	Insulator, Panel & Switchboard	2
20	58670	Screw, Hex, .25-20 X 0.50, NI	2
21	32982	Washer, Lock, Int, 0.25	4
22	1017807	Rod, Thrd, Full, .25-20 01.0l	2
23	32520	Nut, Hex, Jam, .25-20	2
24	383720	Circuitbreaker, 5.0a	1
25	383722	Circuitbreaker, 15.0a	1
26	31988	Gauge, Hourmeter, 12-60vdc, Analog, Rt	1
27	222683	Gasket, Hourmeter	1
28	09146	Screw, Pan, M3 X 0.5 X 12, 4.8	2
29	39658	Washer, Lock, Int, #04	2
30	01754	Nut, Hex, Std, M3 X 0.5, 8	2
31	391915	Harness, Chrgr [T7]	1
32	1020168	Molding, Afmkt, Trim, Pvc, .08-.11, 1ft	1
33	25005	Screw, Pan, #06-32 X 1.00, 1	2
34	19064	Washer, Flat, #06	2
35	75939	Nut, Hex, Lock, #06-32, NI	2
36	600437	Switch, Snap Actn, 250vac 16a Rlr	1
37	06922	Screw, Pan, M3 X 0.5 X 20, 4.8	2
38	39658	Washer, Lock, Int, #04	2
39	01754	Nut, Hex, Std, M3 X 0.5, 8	2
40	69234	Clamp, Cable, Stl, 1.00d X 0.62w, 1h	3
41	01685	Washer, Flat, 0.31 Ss	1
42	08713	Nut, Hex, Lock, M8 X 1.25, NI, Ss	1
43	391916	Harness, Power, [T7]	1
44	222290	Diode, Ele, Plug	2
45	601359	Plate, Backing, Switch	1
46	41141	Washer, Lock, Int-Ext, 0.31	1

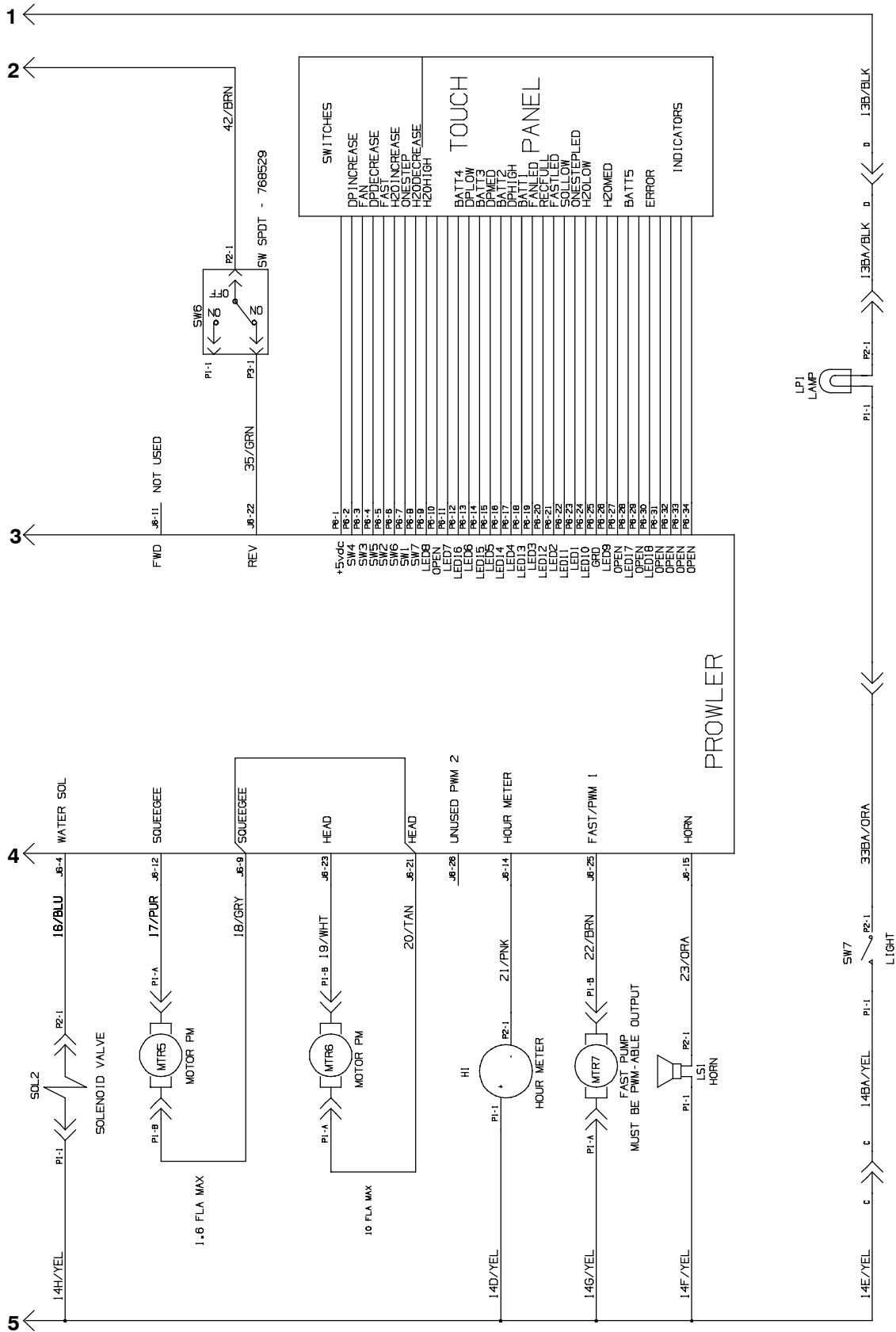
Fig. 31 - Electrical Schematic



1021038 - 355030



Fig. 31 - Electrical Schematic



1. 1/RED battery + , 13/BLK battery -
2. All other wires will have a specific wire color based on the one's digit of the wire number as follows:
  - x1=PNK (except 1/RED)    x6=BLU
  - x2=BRN    x7=PUR
  - x3=ORA (except 13/BLK)    x8=GRY
  - x4=YEL    x9=WHT
  - x5=GRN    x10=TAN

Fig. 32 - Wire Harness Group

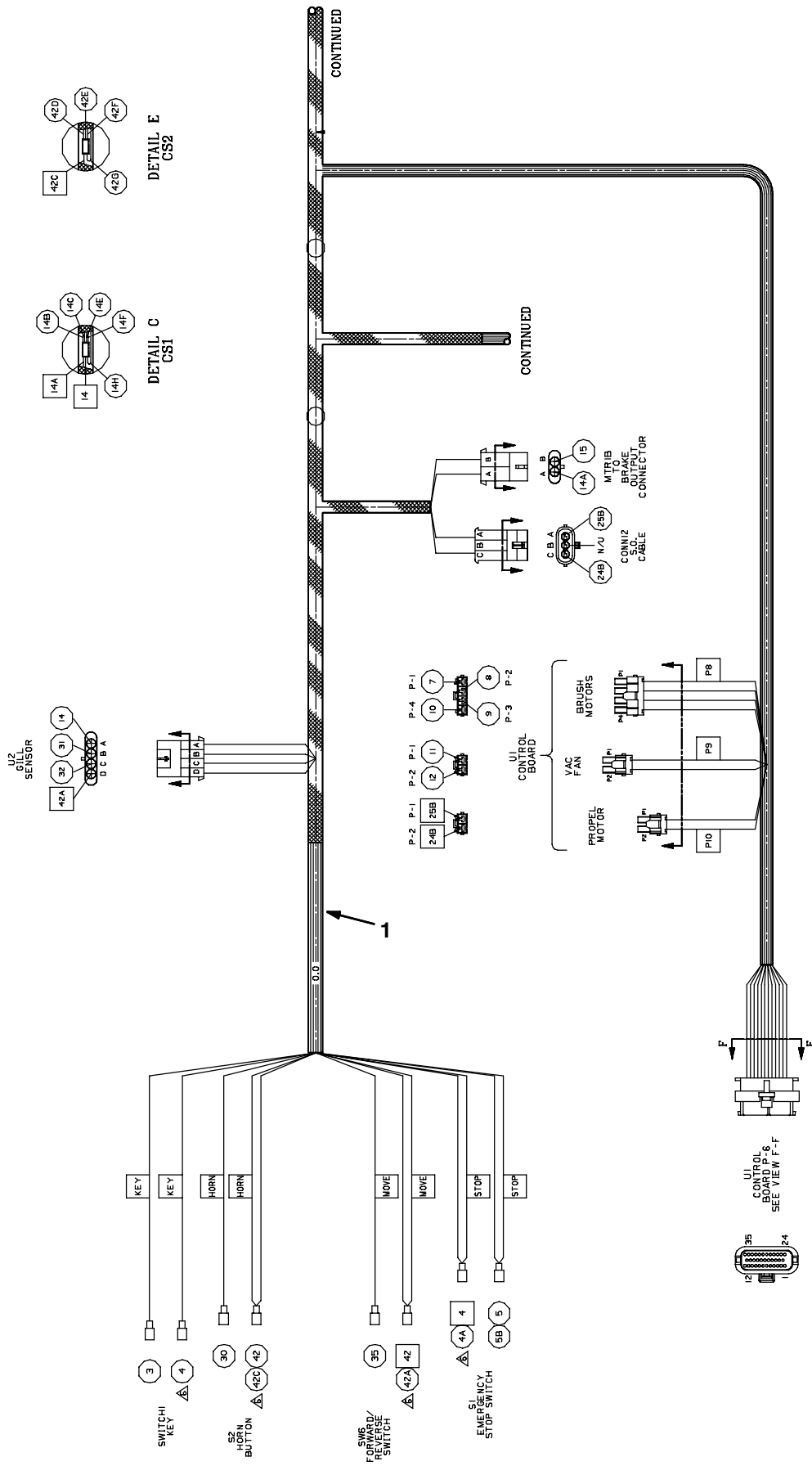


Fig. 32 - Wire Harness Group

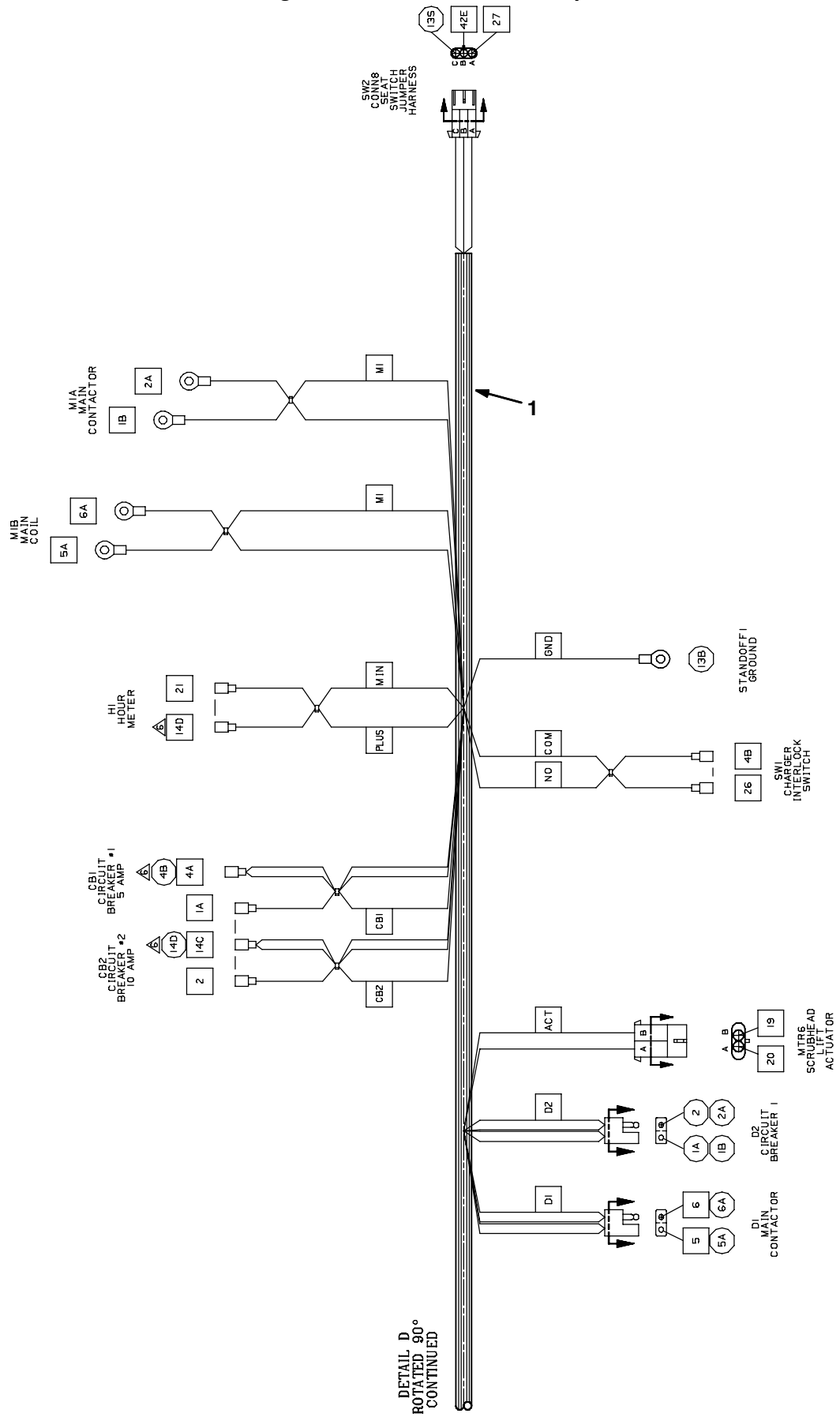


Fig. 32 - Wire Harness Group

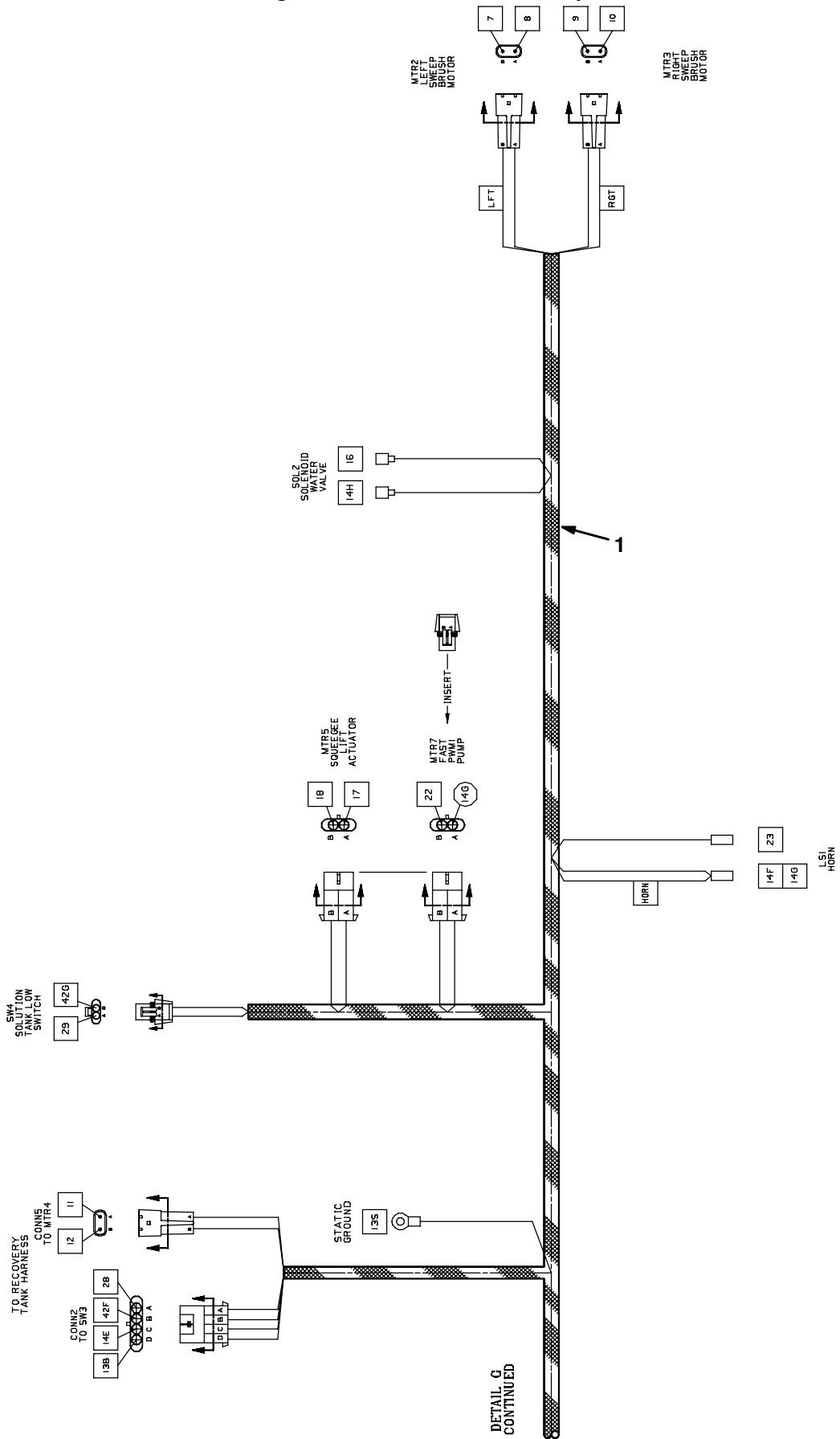


Fig. 32 - Wire Harness Group

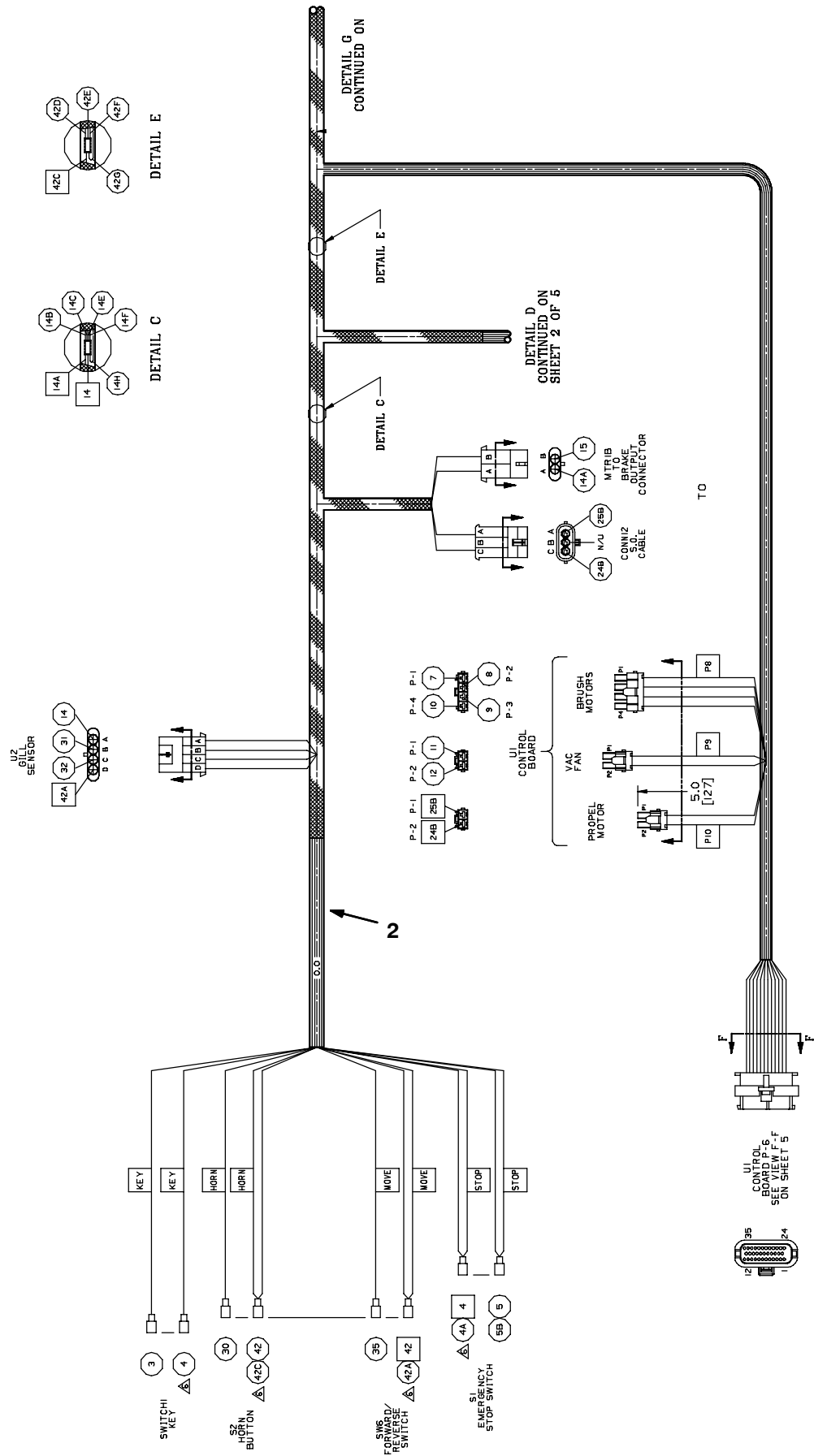


Fig. 32 - Wire Harness Group

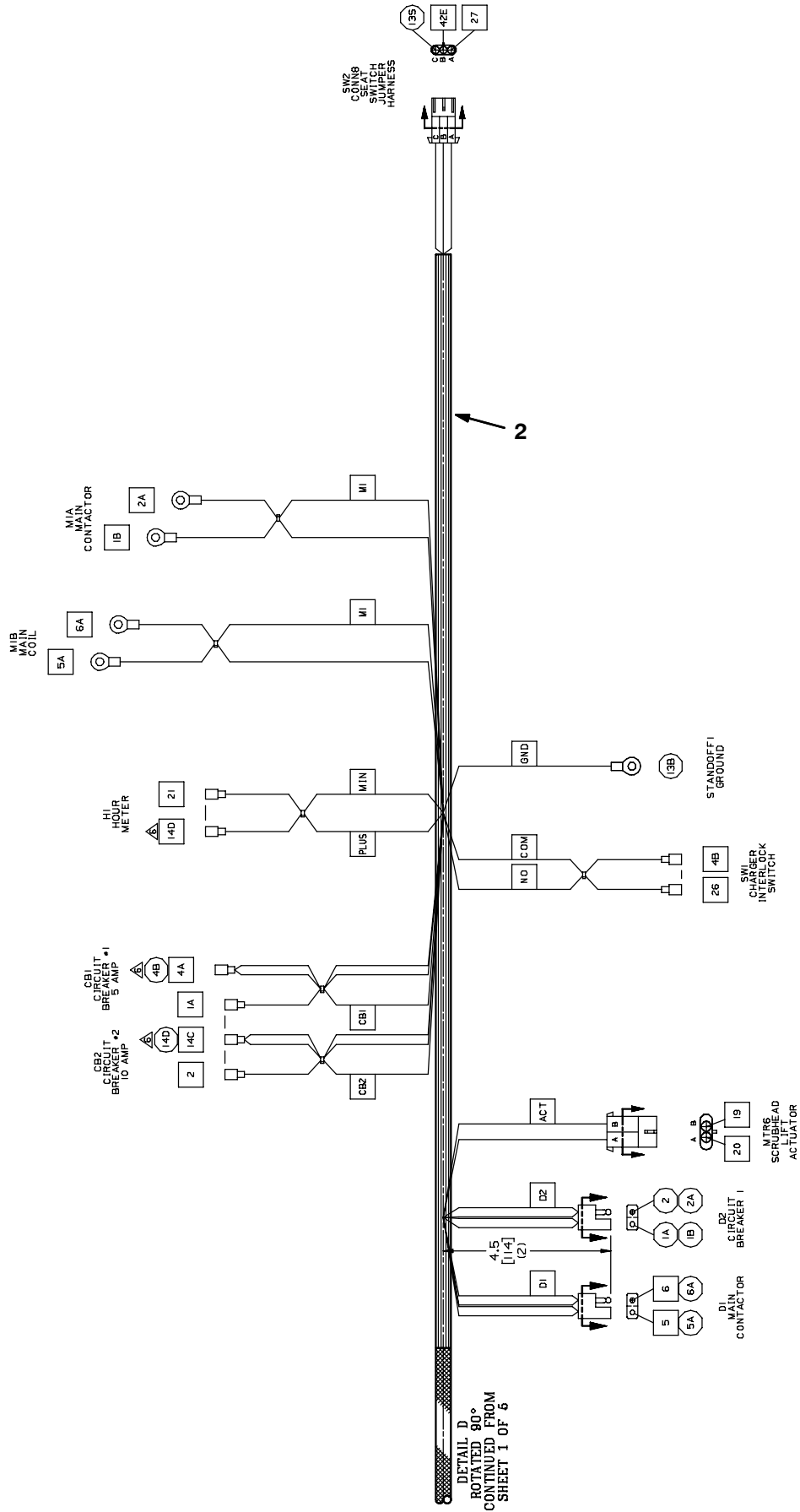
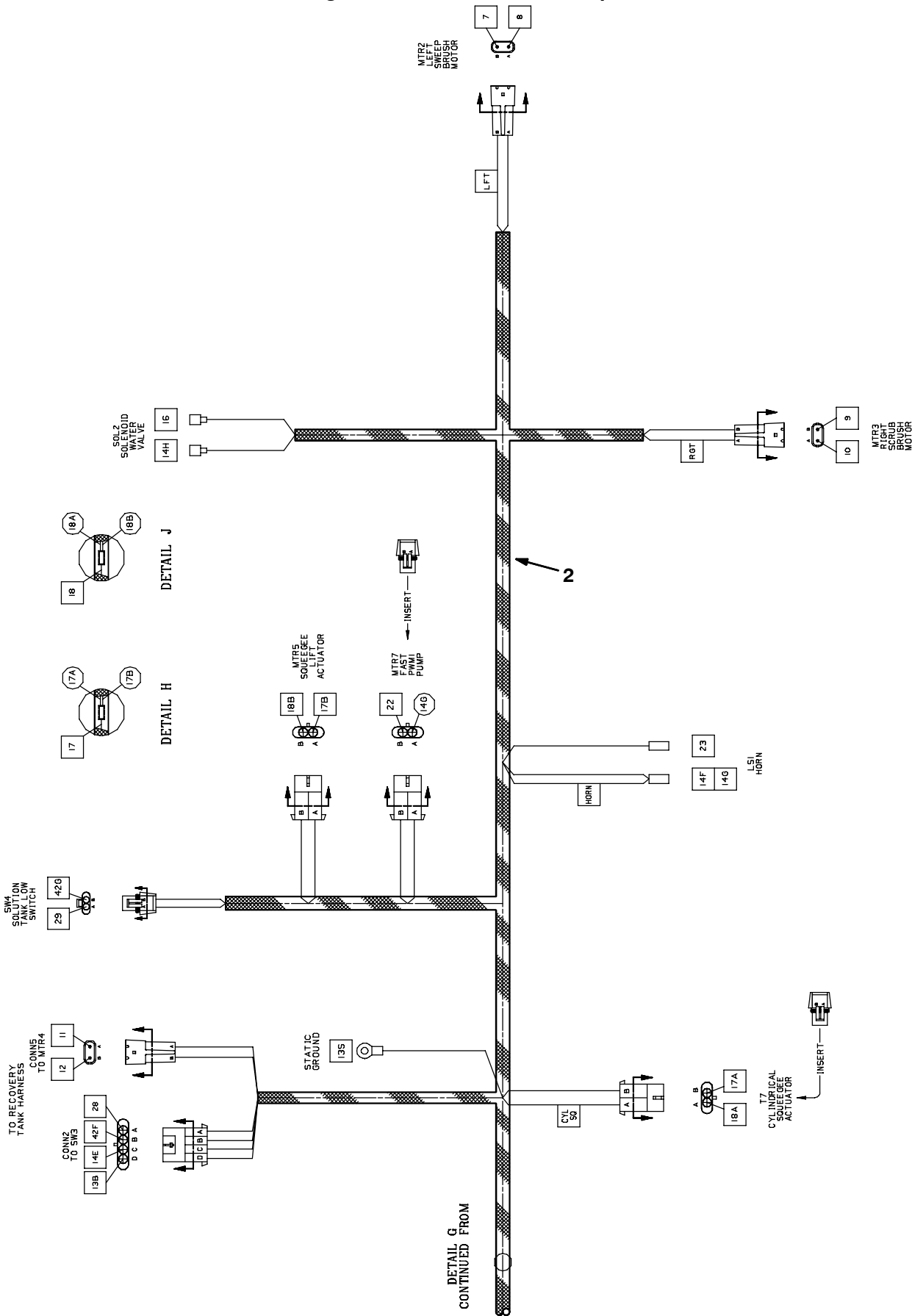
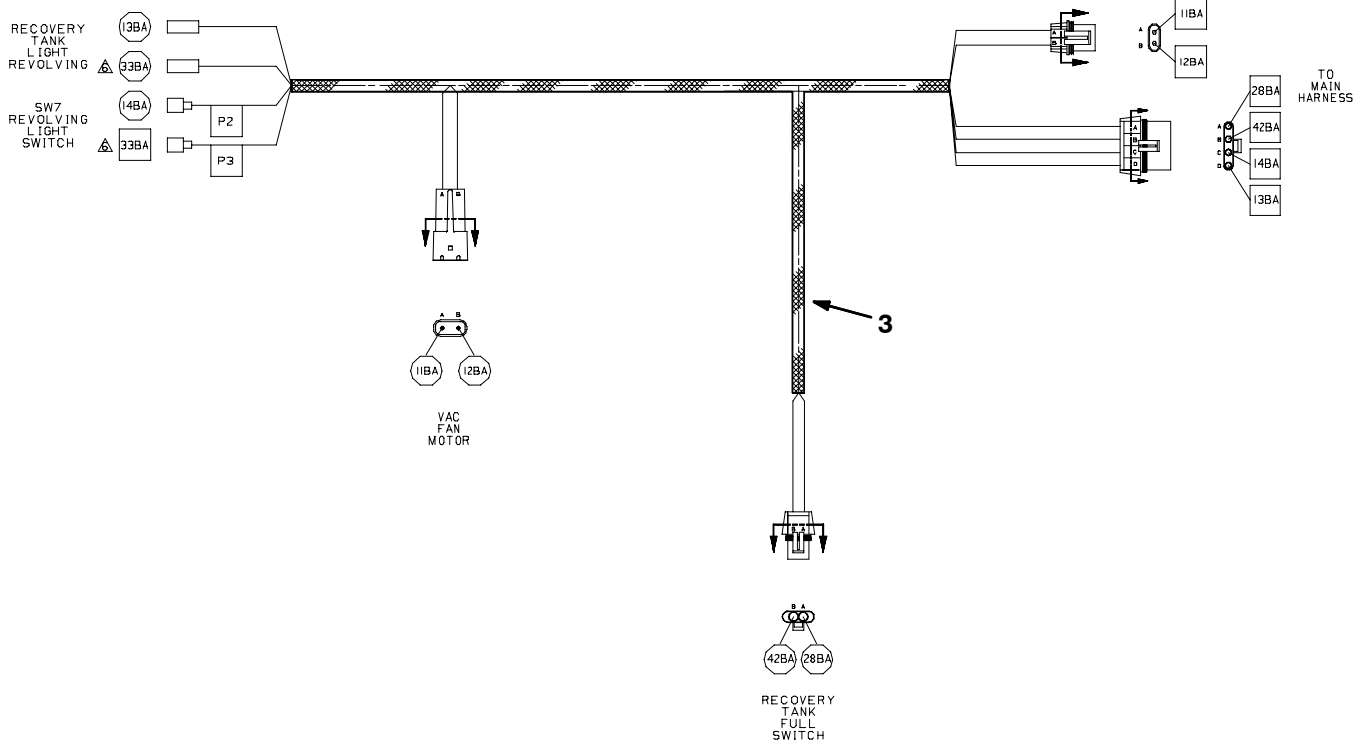


Fig. 32 - Wire Harness Group



## Fig. 32 - Wire Harnesses Group



355031

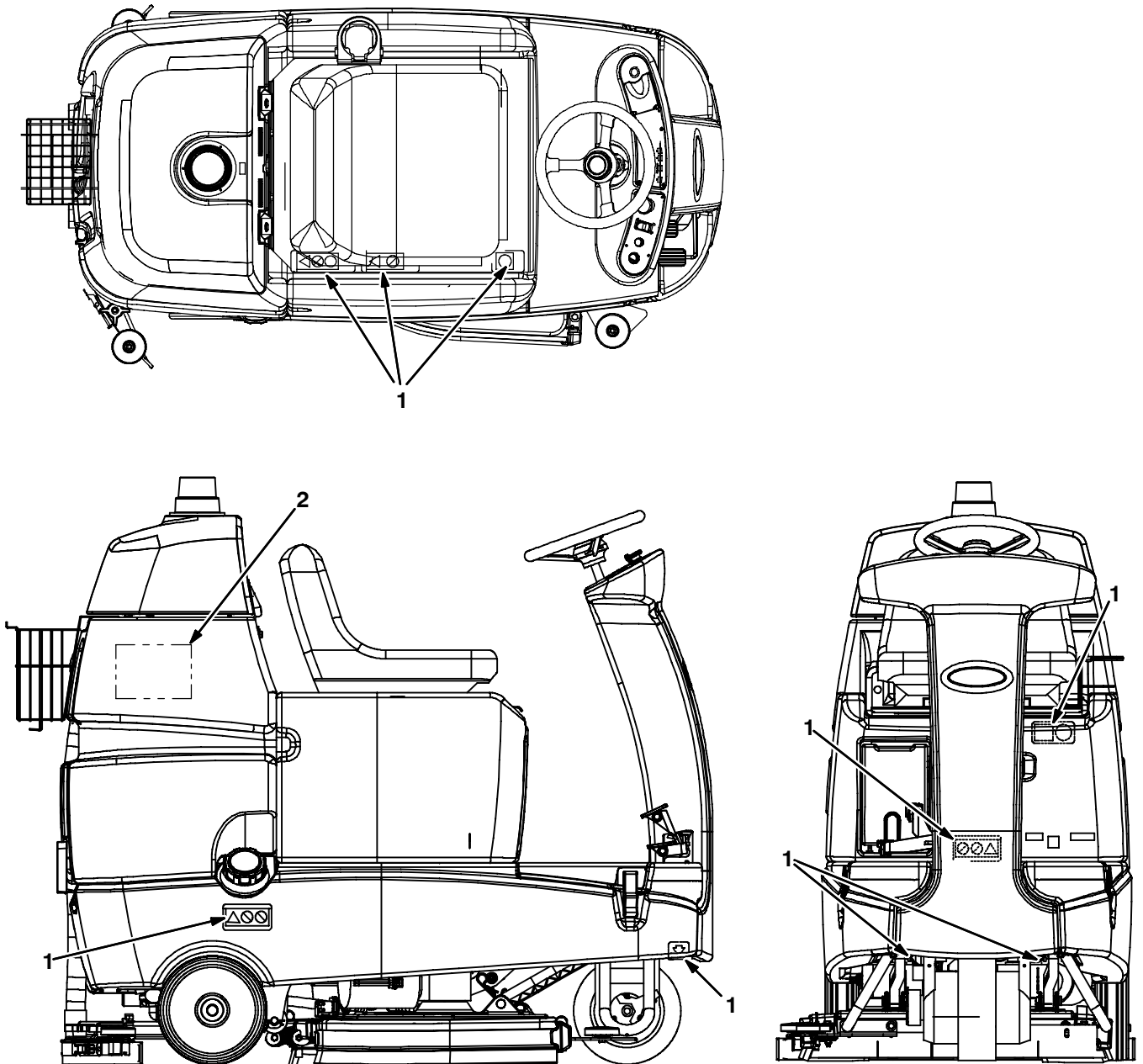
Ref.	Part No.	Description	Qty.
1	391912	[1] Harness, Main [T7] (Repl By 9001454) (Disk Scrub Head)	1
1	391950	[2] Harness, Main, [ T7/SSR ] (Disk Scrub Head)	1
2	391991	Harness, Main, Disk / Cylrlcl [T7] (Cylindrical Scrub Head)	1
3	391913	Harness, Tank, [T7] (Cy	1

[1] Serial number (00000-00386)

[2] Serial number (00387- )



Fig. 33 - Label Group



355032

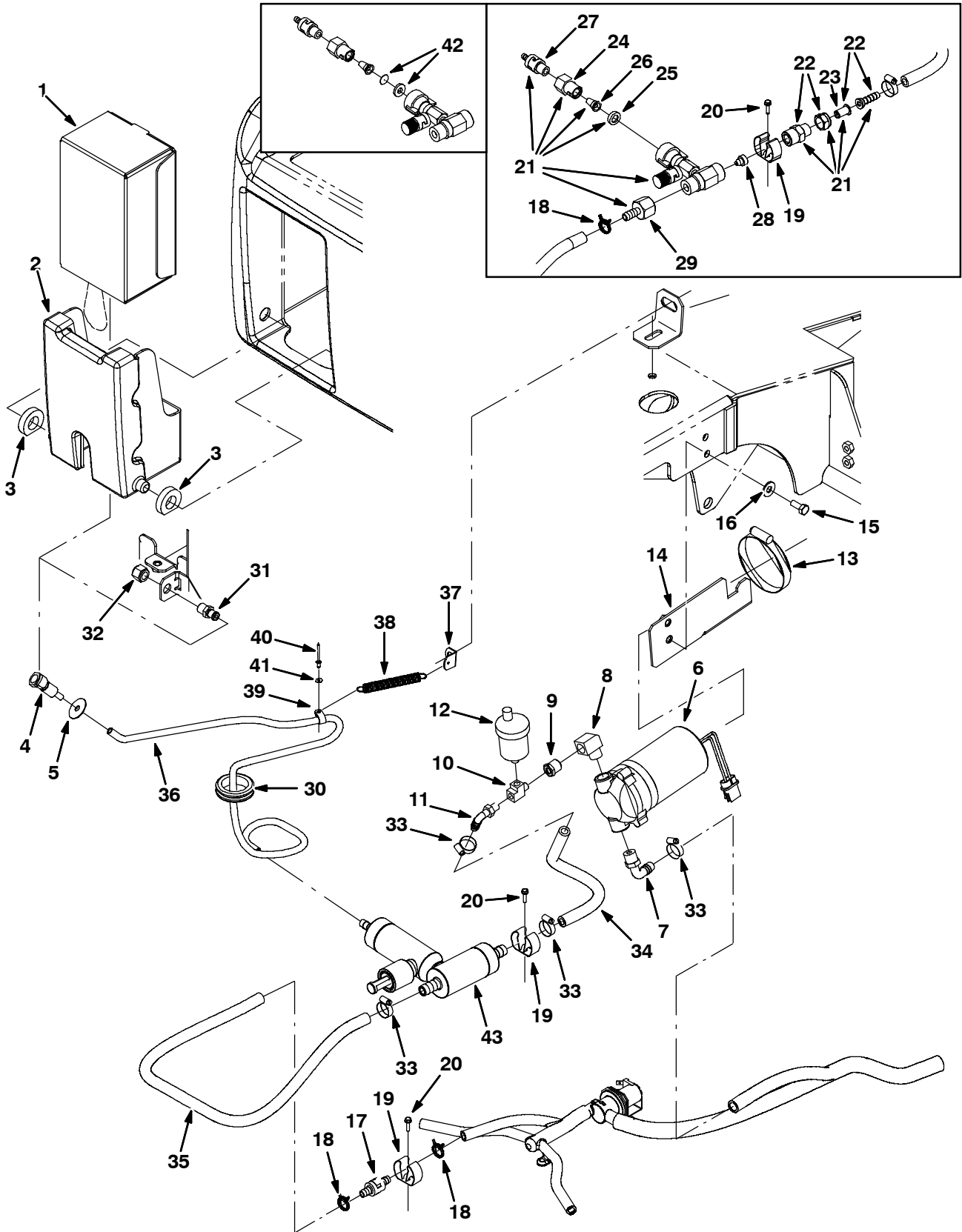
Ref.	Part No.	Description	Qty.
1	1019559	Label Set, Info/Hzrd, Ce	1
2	1016054	Label, Model, Side, White [T7]	2
2	1016056	Label, Model, Side, White [T7 Fast]	2



# SECTION 3

<b>Contents</b>	<b>Page</b>
Fig. 1 - FaST Group, Disk Scrub Head . . . . .	3-2
Fig. 2 - FaST Group, Cylindrical Scrub Head . .	3-4
Fig. 3 - Battery Charger Kit, On-Board . . . . .	3-6
Fig. 4 - Battery and Charger Group 255Ah/5H .	3-8
Fig. 5 - Battery and Charger Group 24V/275Ah5H . . . . .	3-9
Fig. 6 - Battery and Charger Group 24V/240Ah5H . . . . .	3-10
Fig. 7 - Battery and Charger Group 24V/300Ah5H . . . . .	3-11
Fig. 8 - Flashing Light Group . . . . .	3-12
Fig. 9 - Basket Kit . . . . .	3-13
Fig. 10 - Documentation Group . . . . .	3-14

Fig. 1 - FaST Group, Disk Scrub Head



**Fig. 1 - FaST Group, Disk Scrub Head**

Ref.	Part No.	Description	Qty.	
1	1017015	FaST 365 2 Ltr, Detergent	1	
1	1017022	FaST 665 2 Ltr, Detergent	1	
1	9002021	FaST 965 2 Ltr, Detergent	1	
2	1014420	Box, Holder Ce [Fast]	1	
3	1016553	Seal, Rbr	2	
4	1002898	Fitting, Plstc, Str, Bm04, Cplg, Fem	1	
5	30013	Washer, Flat, 0.31 Fender	1	
▽	6	1014282	Pump, Soltn, Ele, 24vdc	1
▲	9001240	Pump Kit, Head, Soltn	1	
7	64778	Fitting, Plstc, E90, Bm08/Pm06	1	
8	24584	Fitting, Brs, E90, Pm06/Pf06 Special	1	
9	24698	Fitting, Brs, Str, Pf02/Pm06	1	
10	26426	Fitting, Brs, Tee, Pf02/Pm02/Pm02	1	
11	1005564	Fitting, Plstc, E90, Bm06/Pm02, Nyl	1	
12	1017386	Valve, Air Vent, Float Type	1	
13	43555	Clamp, Hose, Wormdrive, 1.62-3.50d, .56w	1	
14	1014617	Bracket, Pump, Soltn	1	
15	09740	Screw, Hex, M8 X 1.25 X 20, Ss	2	
16	01685	Washer, Flat, 0.31 Ss	2	
17	1015455	③ Valve, Check, Bm06/Bm06, 5psi	1	
17	1040501	④ Valve, Check, 0015Psi Bm06/Bm06	1	
18	607775	③ Clamp, Hose, Wire, .63 - .66, Blk	3	
18	607775	④ Clamp, Hose, Wire, .63 - .66, Blk	2	
19	1014295	③ Clip, Spring Holder Blk Vinyl Coat	1	
19	573073	④ Clip, Grip, Hose, 1.00-1.38, Zn	1	
20	1016520	Screw, Hex, M4 X 0.7 16 Fmg, Ss	2	
▽	21	9001211	③ Injector Kit, Replmt, [T7] / [Ssr] Ci (Replaced by 9003005)	1
▲▽	22	1013411	③ Filter Assy, 50 Mesh	1
▲▲	23	1013408	③ Filter, Brass/Ss, 50 Mesh (Replaced by 1006447)	1
▲▲	24	1005507	③ Fitting, Plstc, Body, Spray, Pf04	1
▲▲	25	1039982	② Plate Assy, Orifice, 0.008id, Orange	1
▲▲	26	1029355	③ Filter, Screen, 200 Mesh .59d .8l Ss	1
▲	27	1014254	③ Valve, Check, Bm04/Pm04, 2psi	1
▲	28	1039990	③ Plug, Orifice, 0.041, Ss [Fast li+]	1
▲	29	1014276	③ Fitting, Brs, Str, Bm06/Pf12	1
30	10632-13	Grommet, Rbr, 1.50id, F/ 1.8h, .19matl	1	
31	1002899	Fitting, Plstc, Str, Pm04, Cplg, Mal	1	
32	1005435	Fitting, Plstc, Pipe, Cap, Pf04	1	
33	54333	③ Clamp, Hose, Wormdrive, 0.31-0.88d, .31w	3	
33	54333	④ Clamp, Hose, Wormdrive, 0.31-0.88d, .31w	4	
34	1014974	Hose, Afmkt, Pvc, Brd 0.38id 2ft	1	
35	1006400	Hose, Afmkt, Pvc, Brd 0.38id 3ft	1	
36	1006415	Hose, Afmkt, Pvc, Clr 0.25id 3ft	1	
37	18188	Bracket, Spring	1	
38	1018504	Spring, Extn, 0.50od X 0.04wir, 4.0l	1	
39	26395-2	Clamp, Cable, Stl, 0.38d X 0.38w, 1h	1	
40	56799	Rivet, Blind, .125d X 0.38 X .25d, Alm	1	
41	02892	Washer, Flat, 0.12b 0.38d .03, Stl, Pl	1	
42	1039982	① Plate Assy, Orifice, 0.008id, Orange	1	
43	9003909	④ FaSTKit, Injector, Ci [T7/Ssr FaSTII+] (See Breakdown)	1	

① Serial number (00000000-xxxxxxx)

③ Serial number (00000000-yyyyyyyy)

② Serial number ( xxxxxxxx-yyyyyyyy)

④ Serial number ( yyyyyyyy- )

Fig. 2 - FaST Group, Cylindrical Scrub Head

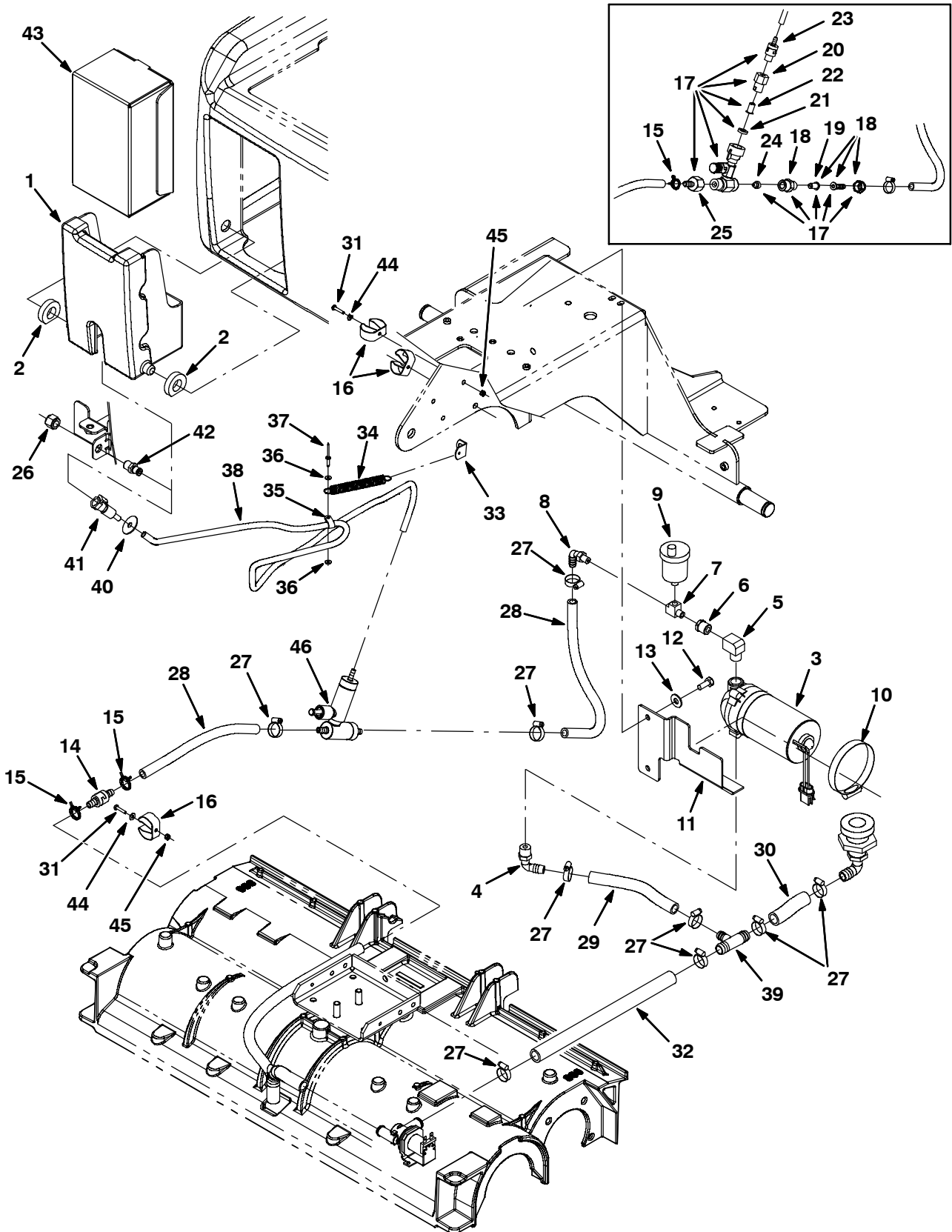


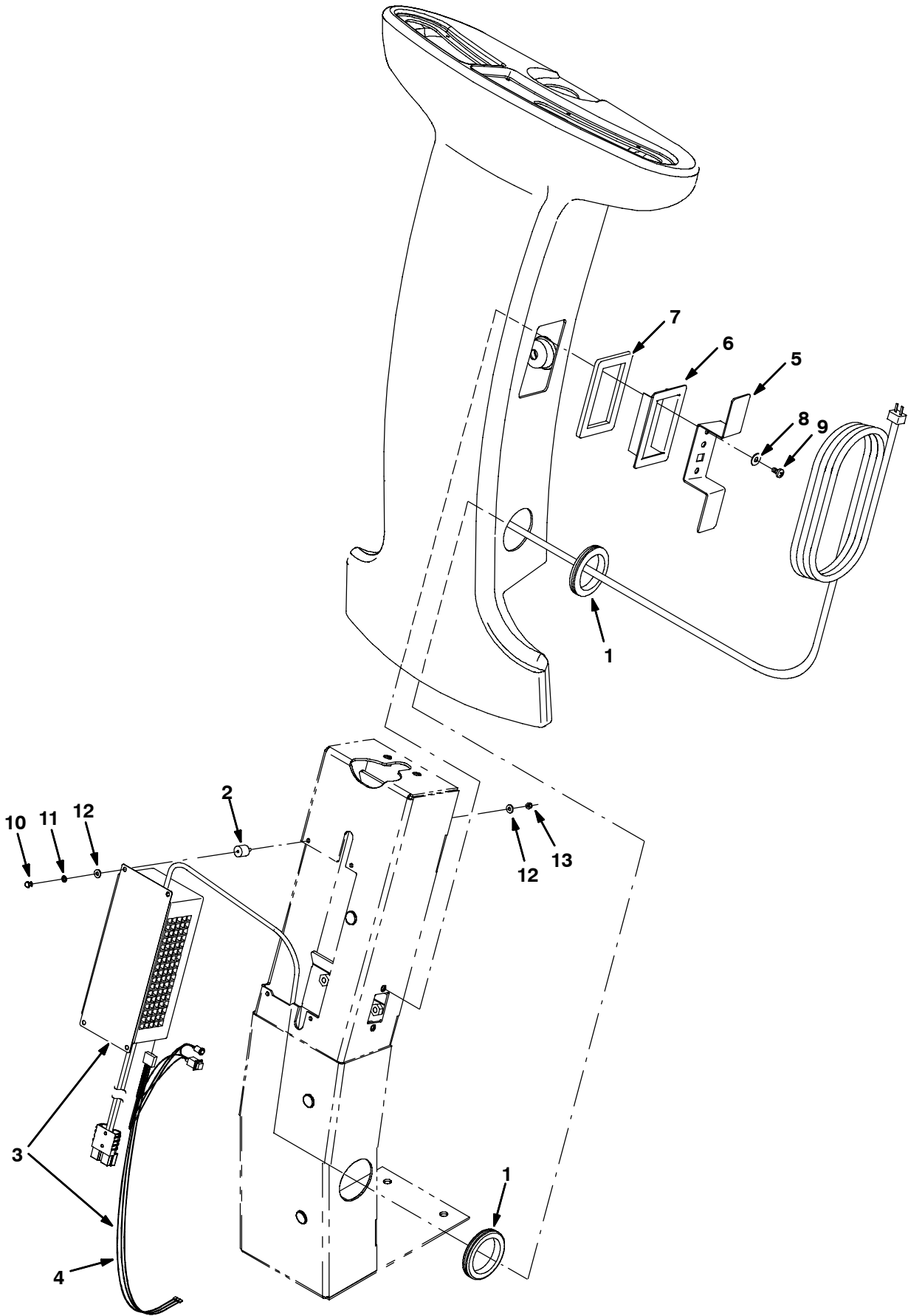
Fig. 2 - FaST Group, Cylindrical Scrub Head

Ref.	Part No.	Description	Qty.	
1	1014420	Box, Holder Ce [Fast]	1	
2	1016553	Seal, Rbr	2	
▽	3	1014282	Pump, Soltn, Ele, 24vdc	1
▲	9001240	Pump Kit, Head, Soltn	1	
4	64778	Fitting, Plstc, E90, Bm08/Pm06	1	
5	24584	Fitting, Brs, E90, Pm06/Pf06 Special	1	
6	24698	Fitting, Brs, Str, Pf02/Pm06	1	
7	26426	Fitting, Brs, Tee, Pf02/Pm02/Pm02	1	
8	1005564	Fitting, Plstc, E90, Bm06/Pm02, Nyl	1	
9	1017386	Valve, Air Vent, Float Type	1	
10	43555	Clamp, Hose, Wormdrive, 1.62-3.50d, .56w	1	
11	1029095	Bracket, Pump, Solution	1	
12	09740	Screw, Hex, M8 X 1.25 X 20, Ss	2	
13	01685	Washer, Flat, 0.31, Ss	2	
14	1015455	① Valve, Check, 0005psi Bm06/Bm06	1	
14	1040501	② Valve, Check, 0015Psi Bm06/Bm06	1	
15	607775	① Clamp, Hose, Wir, .63 - .66, Blk	3	
15	607775	② Clamp, Hose, Wir, .63 - .66, Blk	2	
16	1014295	① Clip, Spring, Holder, Blk Vyl	3	
16	573073	② Clip, Grip, Hose, 1.00-1.38, Zn	3	
▽	17	9001211	① Injector Kit, Replmt, [T7] / [Ssr] Ci (Replaced by 9003005)	1
▲▽	18	1013411	① Filter Assy, 50 Mesh	1
▲▲	19	1013408	① Filter, Brass/Ss, 50 Mesh	1
▲▲	20	1005507	① Fitting, Plstc, Body, Spray, Pf04	1
▲▲	21	1039982	① Plate Assy, Orifice, 0.008id, Orange	1
▲▲	22	1029355	① Filter, Screen, 200 Mesh .59d .8l Ss	1
▲	23	1014254	① Valve, Check, Bm04/Pm04, 2psi	1
▲	24	1039990	① Plug, Orifice, 0.041, Ss [Fast li+]	1
▲	25	1014276	① Fitting, Brs, Str, Bm06/Pf12	1
26	1005435	Fitting, Plstc, Pipe, Cap, Pf04	1	
27	54333	① Clamp, Hose, Wormdrive, 0.31-0.88d, .31w	8	
27	54333	② Clamp, Hose, Wormdrive, 0.31-0.88d, .31w	9	
28	1014971	Hose, Afmkt, Pvc, Brd, 0.38id, 01ft, Clr	3	
29	1011403	Hose, Afmkt, Pvc, Brd, 0.50id, 01ft, Clr	1	
30	1015033	Hose, Afmkt, Pvc, Brd 0.62id 01ft	1	
31	607006	Screw, Trs, M4 X 0.70 X 12, Phl, Pl	3	
32	1015026	Hose, Afmkt, Pvc, Brd 0.62id 03ft	1	
33	18188	Bracket, Spring	1	
34	1018504	Spring, Extn, 0.50od X 0.04wir, 4.0l	1	
35	26395-2	Clamp, Cable, Stl, 0.38d X 0.38w, 1h	1	
36	02892	Washer, Flat, 0.12b 0.38d .03, Stl, Pl	2	
37	1021677	Rivet, Blind, .154d X 0.55 X .38d, Ss	1	
38	1014985	Hose, Afmkt, Pvc, Clr 0.25id 08ft	1	
39	1015486	Fitting, Plstc, Tee, Bm08/Bm10/Bm10, Br	1	
40	30013	Washer, Flat, 0.31, Fendr	1	
41	1002898	Fitting, Plstc, Str, Bm04, Cplg, Fem	1	
42	1002899	Fitting, Plstc, Str, Pm04, Cplg, Mal	1	
43	1017015	FaST 365 2 Ltr, Detergent	1	
43	1017022	FaST 665 2 Ltr, Detergent	1	
43	9002021	FaST 965 2 Ltr, Detergent	1	
44	140011	Washer, Flat, 0.21b 0.45d .03, Ss	3	
45	33932	Nut, Hex, Lock, M4 X 0.70, NI, Ss	3	
46	9003909	② FaSTKit, Injector, Ci [T7/Ssr FaSTII+] (See Breakdown)	1	

① Serial number (00000000-xxxxxxx)

② Serial number (xxxxxxx- )

Fig. 3 - Battery Charger Kit, On-Board

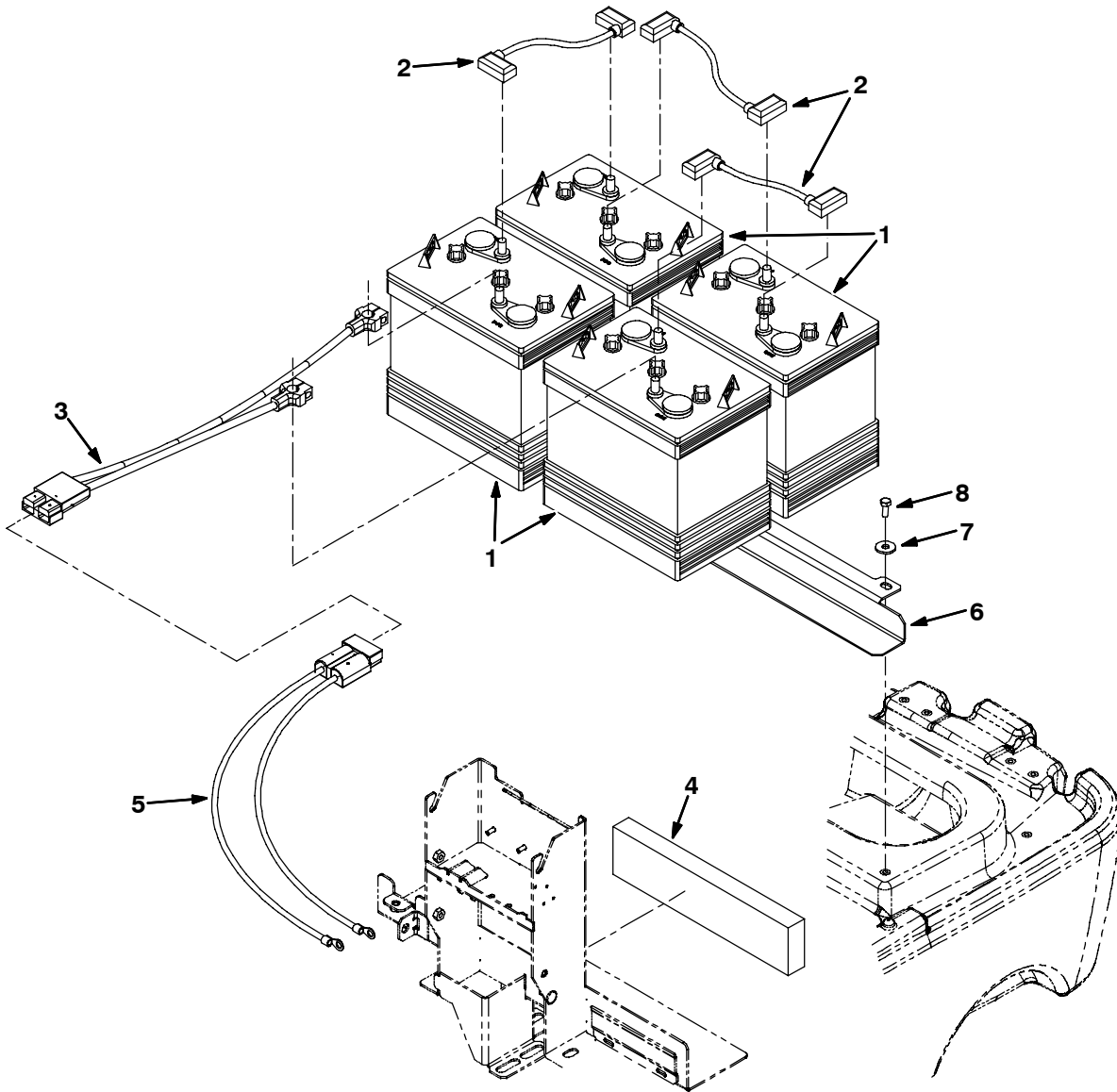




**Fig. 3 - Battery Charger Kit, On-Board**

<b>Ref.</b>	<b>Part No.</b>	<b>Description</b>	<b>Qty.</b>	
	1	10632-19	Grommet, Rbr, 2.13id, F/2.5h, .12 Matl	2
	2	1037762	Isolator, Vib, 15mmd, M4 H, M4 Stud	4
▽	3	1032388	Charger, 24vdc, 20a 230vac 50/60hz	1
▲	4	1033516	Harness Assy, Light, Chrgr, Tnv [T7]	1
▽	3	1033793	Charger, 24vdc 20a 230vac [Uk]	1
▲	4	1033516	Harness Assy, Light, Chrgr, Tnv [T7]	1
	5	1033415	Bracket, Cord, Chrgr, Tnv	1
	6	1033417	Bracket, Cord, Chrgr, Tnv [T7]	1
	7	1033419	Seal, Ure, 0.24, 03.3w 04.5l Adh, Tnv	1
	8	01684	Washer, Flat, 0.27b 0.69d .05, Ss	2
	9	74027	Screw, Pan, M6 X 1.0 X 12, Ss, NI	2
	10	21237	Screw, Hex, M4 X 0.7 X 6, 8.8	4
	11	32978	Washer, Lock, Int, 08	4
	12	19065	Washer, Flat, 08	8
	13	02850	Nut, Hex, Lock, M4 X 0.70, NI	4

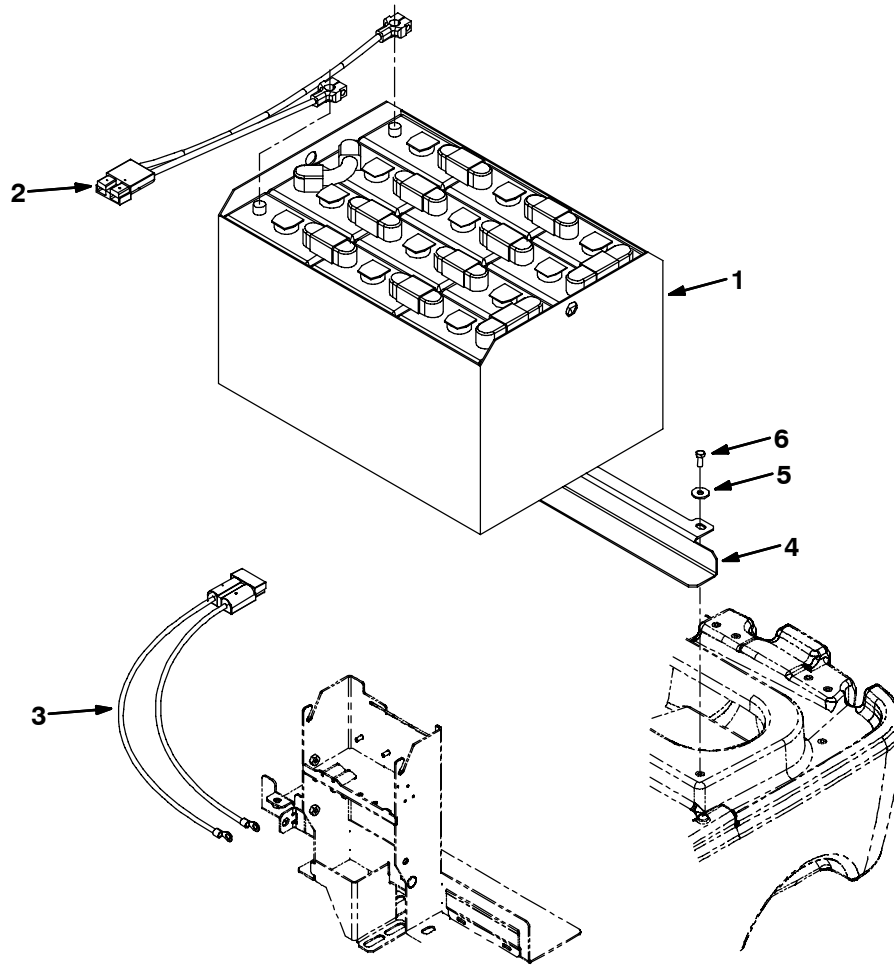
**Fig. 4 - Battery and Charger Group 255Ah/5H**



350771

Ref.	Part No.	Description	Qty.
▽	994857	Battery Kit A T7 255ah/5h	1
▲	1 994487	Battery 6v/255ah5h (Ff06255)	1
▲	2 99343	Cable Battery, 290l	1
▲	3 994890	Wire Assy Connector Batt Sb175r	1
▲	4 630375	Spacer, Battery Foam	1
5	994889	Wire Assy Connector Sb175r	1
6	1010771	Angle, Sppt, Battery	1
7	1017218	Washer, Flat, 0.321b 1.00d .12, Ss	2
8	09740	Screw, Hex, M8 X 1.25 X 20, Ss	2
	994298	Charger Cll24s030 Sb50r	1
	994861	Charger Uk Cll24s030 Sb50r	1

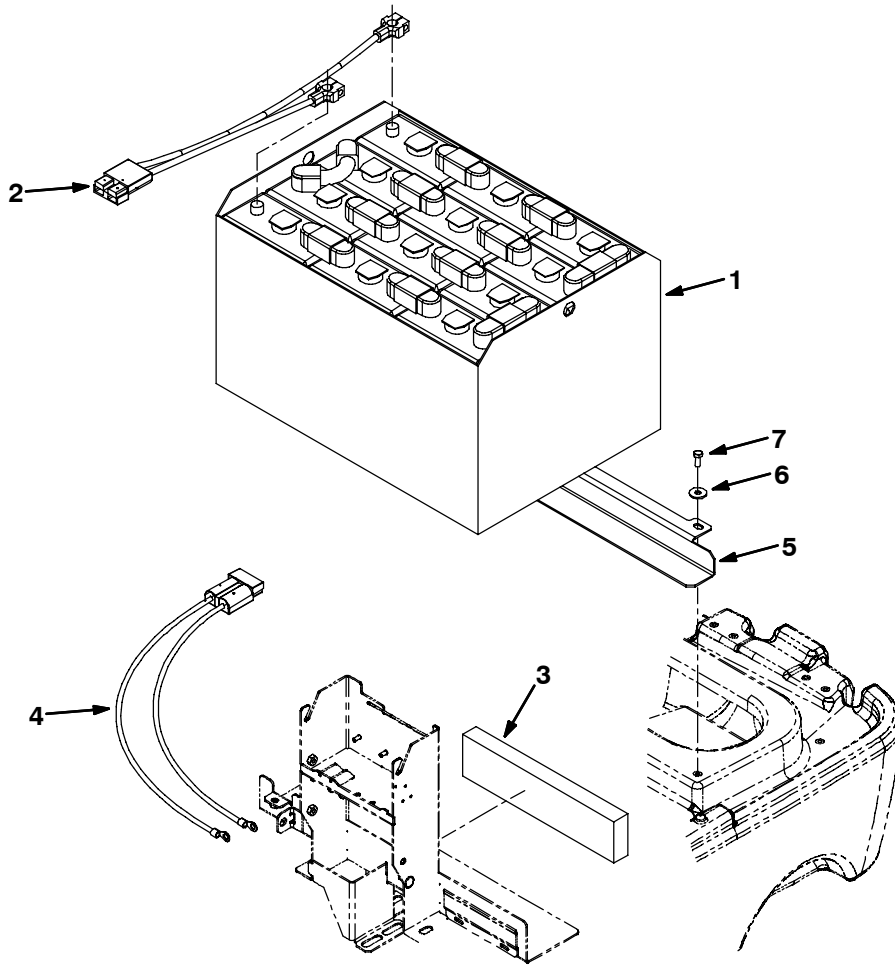
Fig. 5 - Battery and Charger Group 24V/275Ah5H



350771

Ref.	Part No.	Description	Qty.
▽	994858	Battery Kit Gel 24v/275ah5h	1
▲▽	1 994321	Battery Mf 24v/275ah/5h (5pzv275)	1
▲▲	2 0606010	Connector Anderson S175 Red	1
	3 994889	Wire Assy Connector Sb175r	1
	4 1010771	Angle, Sppt, Battery	1
	5 1017218	Washer, Flat, 0.321b 1.00d .12, Ss	2
	6 09740	Screw, Hex, M8 X 1.25 X 20, Ss	2
	995196	Charger Eu Zh24v35df Sb50r	1
	995206	Charger Uk Zh24v35df Sb50r	1

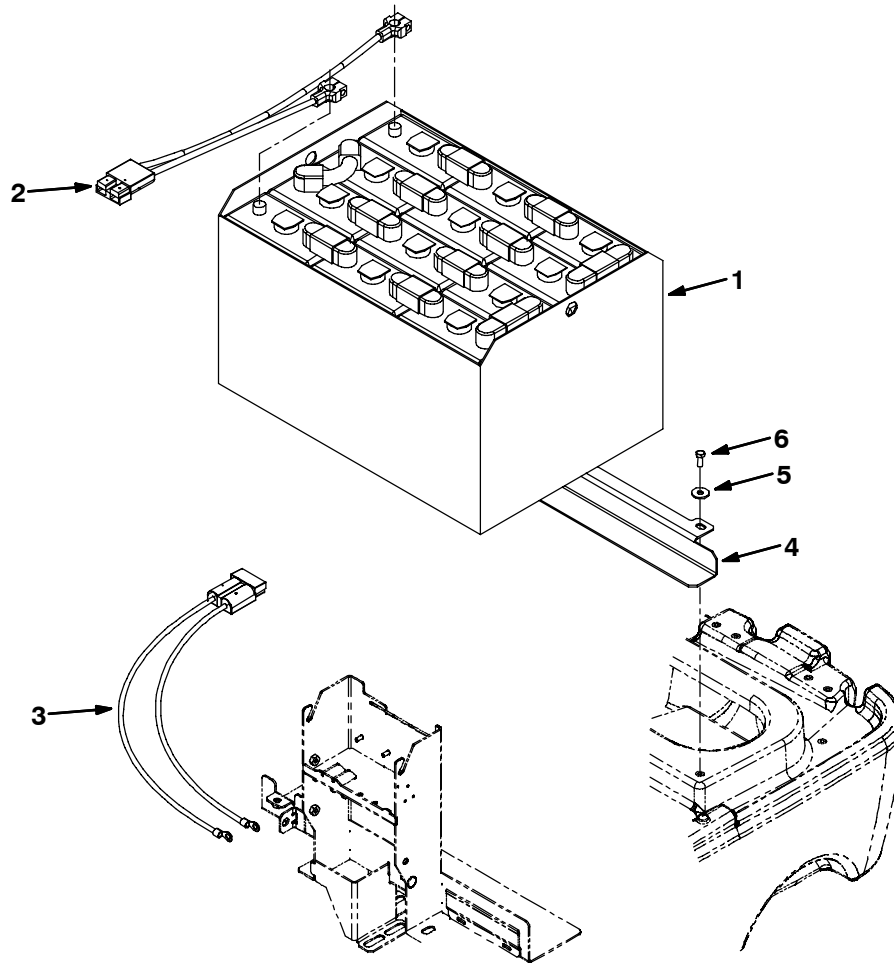
**Fig. 6 - Battery and Charger Group 24V/240Ah5H**



350771

Ref.	Part No.	Description	Qty.
▽	994859	Battery Kit Traction 24v/240ah5h	1
▲▽	1 994319	Battery 24v/240ah/5h (9cd240)	1
▲▲	2 0606010	Connector Anderson S175 Red	1
▲	3 630375	Spacer, Battery Foam	1
	4 994889	Wire Assy Connector Sb175r	1
	5 1010771	Angle, Sppt, Battery	1
	6 1017218	Washer, Flat, 0.321b 1.00d .12, Ss	2
	7 09740	Screw, Hex, M8 X 1.25 X 20, Ss	2
	994298	Charger Cll24s030 Sb50r	1
	994861	Charger Uk Cll24s030 Sb50r	1

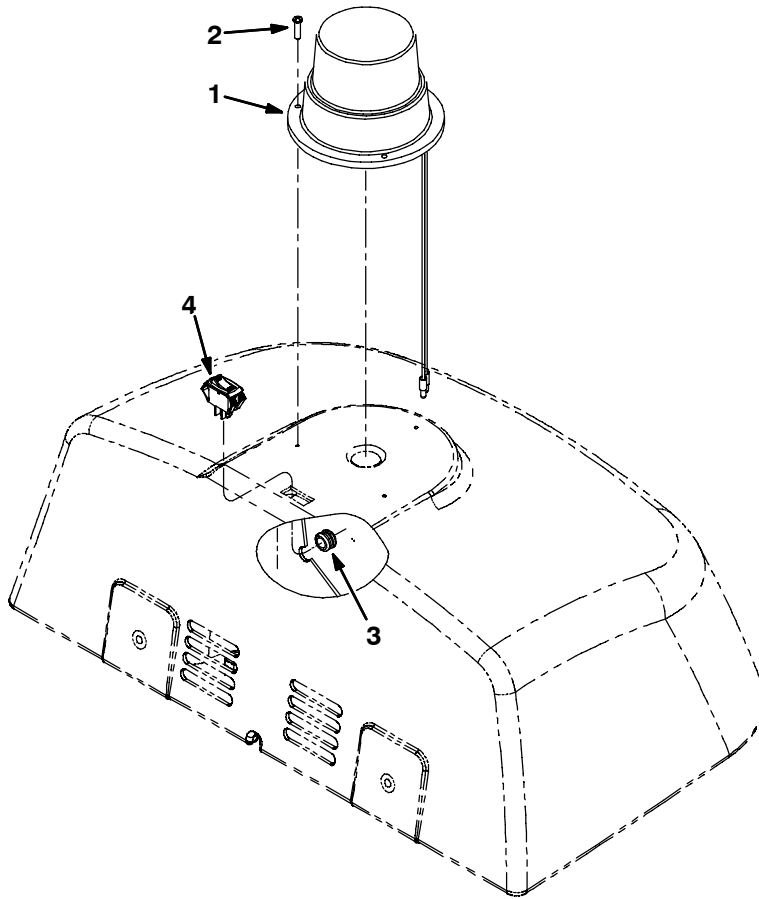
Fig. 7 - Battery and Charger Group 24V/300Ah5H



350771

Ref.	Part No.	Description	Qty.
▽	994860	Battery Kit Traction 24v/300ah5h	1
▲▽	1 994320	Battery 24v/300ah/5h (11cd300)	1
▲▲	2 0606010	Connector Anderson S175 Red	1
	3 994889	Wire Assy Connector Sb175r	1
	4 1010771	Angle, Sppt, Battery	1
	5 1017218	Washer, Flat, 0.321b 1.00d .12, Ss	2
	6 09740	Screw, Hex, M8 X 1.25 X 20, Ss	2
	994297	Charger Cll24s040 Sb50r	1
	994863	Charger Uk Cll24s040 Sb50r	1

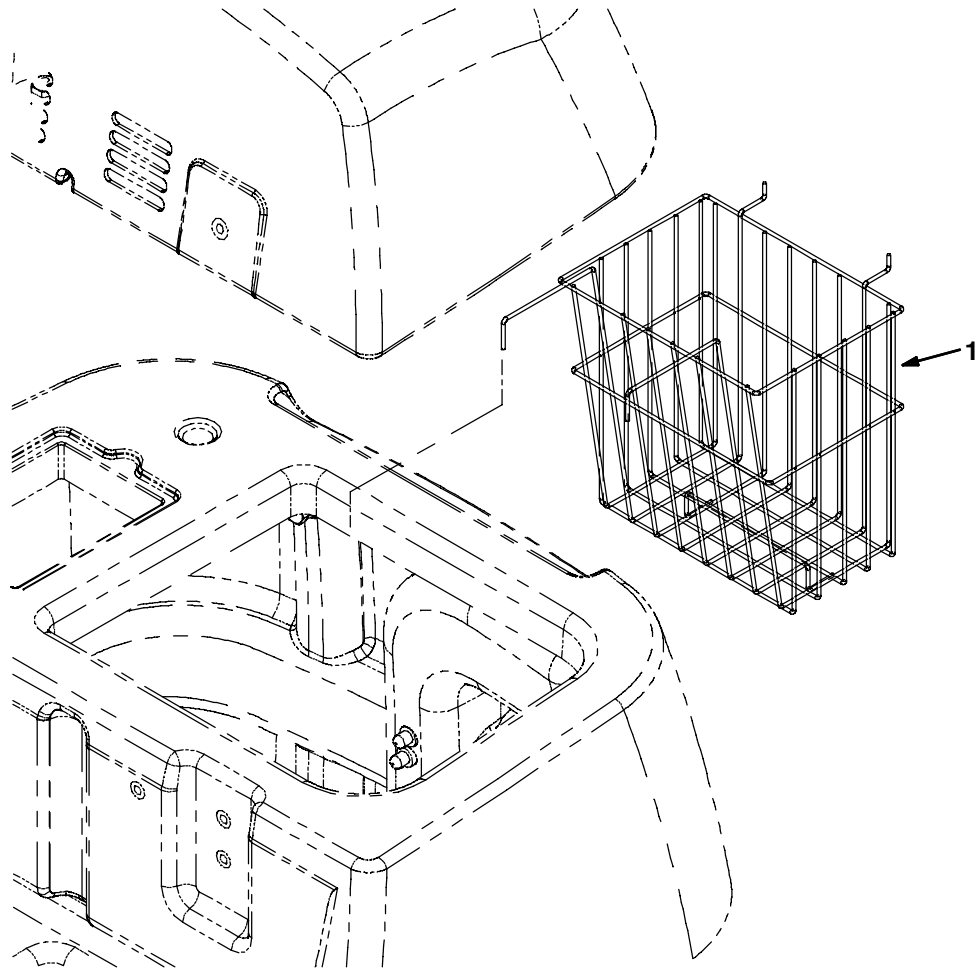
**Fig. 8 - Flashing Light Group**



1010730

Ref.	Part No.	Description	Qty.
1	1018797	Light Assy, Flsh, 24vdc	1
2	360943	Screw, Pan, #10-14 X 0.75, F/Plstc	3
3	10632-12	Grommet, Rbr, 0.38id, F/ 0.5h, .12matl	1
4	130717	Switch, Rocker, 250vac 15a Spst On/Off	1

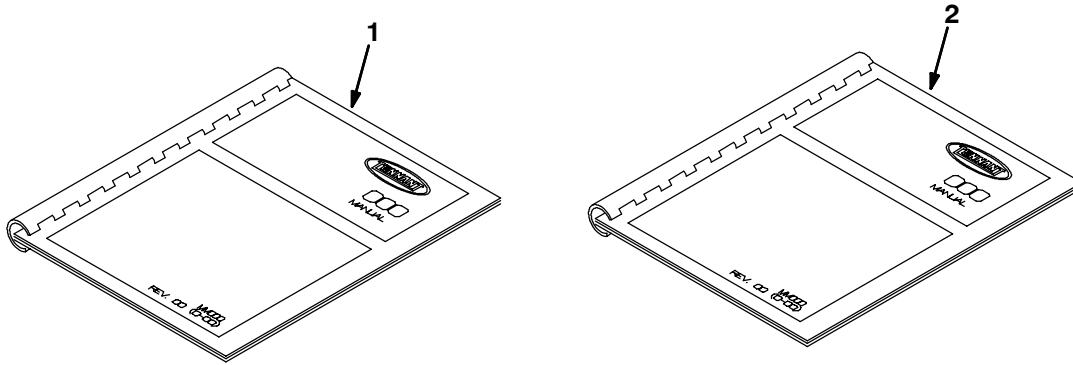
Fig. 9 - Basket Kit



1010730

Ref.	Part No.	Description	Qty.
1	9001004	Basket Kit, Ci	1

**Fig. 10 - Documentation Group**



07501

Ref.	Part No.	Description	Qty.
1	331046	Manual, Parts, [T7 Ce] ( En / De / Fr )	1
2	331048	Manual, Oprtr, [T7 Ce] (Cz)	1
2	331049	Manual, Oprtr, [T7 Ce] (De)	1
2	331050	Manual, Oprtr, [T7 Ce] (Dk)	1
2	331051	Manual, Oprtr, [T7 Ce] (En)	1
2	331052	Manual, Oprtr, [T7 Ce] (Es)	1
2	331053	Manual, Oprtr, [T7 Ce] (Fi)	1
2	331054	Manual, Oprtr, [T7 Ce] (Fr)	1
2	331055	Manual, Oprtr, [T7 Ce] (Gr)	1
2	331056	Manual, Oprtr, [T7 Ce] (Hu)	1
2	331057	Manual, Oprtr, [T7 Ce] (It)	1
2	331058	Manual, Oprtr, [T7 Ce] (Nl)	1
2	331059	Manual, Oprtr, [T7 Ce] (No)	1
2	331060	Manual, Oprtr, [T7 Ce] (Pl)	1
2	331061	Manual, Oprtr, [T7 Ce] (Pt)	1
2	331062	Manual, Oprtr, [T7 Ce] (Ru)	1
2	331063	Manual, Oprtr, [T7 Ce] (Se)	1
2	331064	Manual, Oprtr, [T7 Ce] (Tw)	1



## SECTION 4

<b>Contents</b>	<b>Page</b>
Fig. 1 - Vacuum Fan Motor Breakdown, 1021064 .....	4-2
Fig. 2 - Front Wheel Gearbox Breakdown, 9001642 .....	4-4
Fig. 3 - Steering Control Breakdown, 1019724 .....	4-6
Fig. 4 - FaST Injector Assembly Breakdown, 9003909 .....	4-7

Fig. 1 - Vacuum Fan Motor Breakdown, 1021064

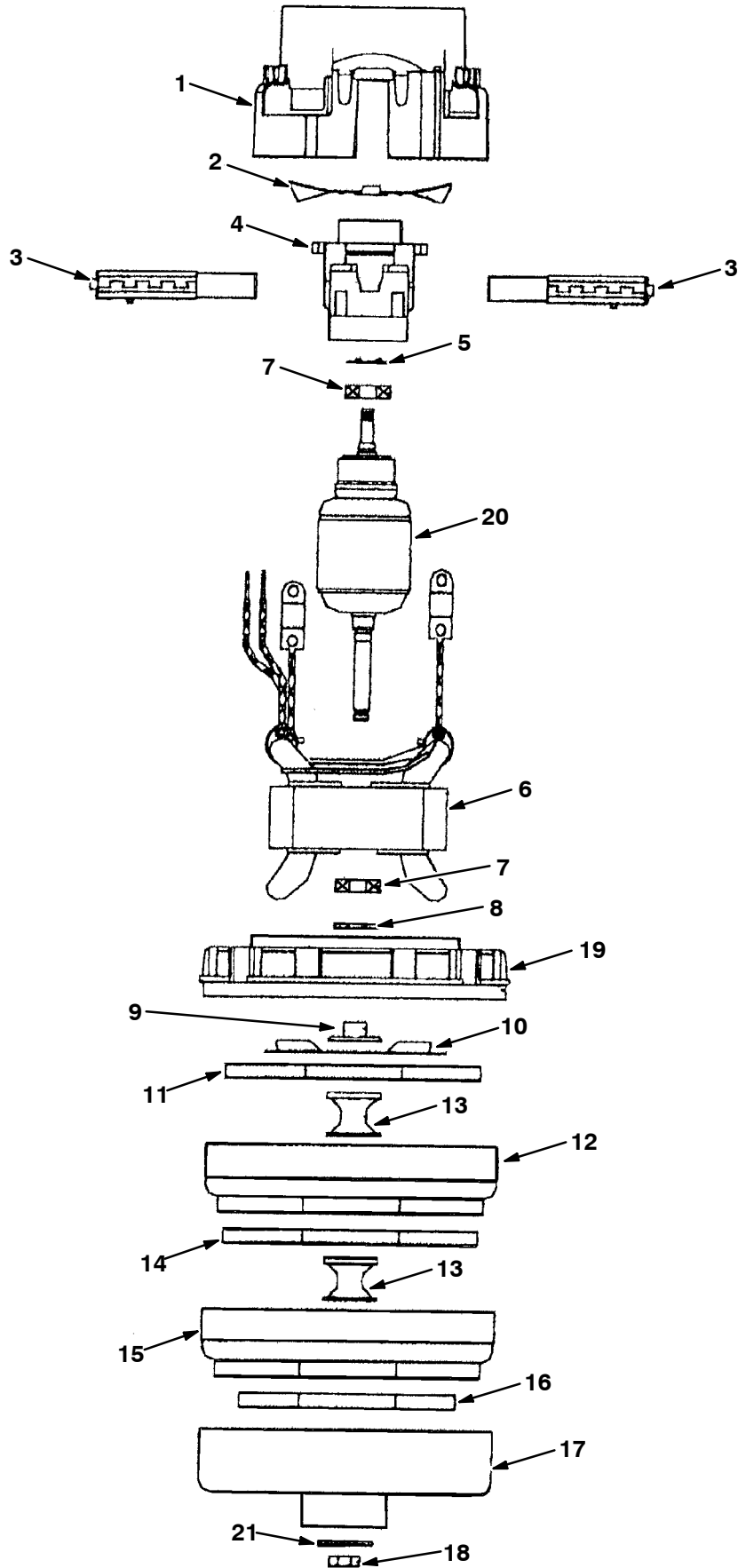


Fig. 1 - Vacuum Fan Motor Breakdown, 1021064

Ref.	Part No.	Description	Qty.
▽	1021064	Fan, Vacuum, 5.7, 3s 24v Bpt	1
▲	1 398511	Housing	1
▲	2 398512	Fan	1
▲	3 372883	Brush Kit, Motor, Ele	1
▲	4 398514	Bracket	1
▲	5 01856	Spring, Brg, Motor, Vacfan	1
▲	6 372885	Commutator	1
▲	7 01837	Bearing, Motor, Vacfan	2
▲	8 372886	Washer	1
▲	9 398516	Spacer	1
▲	10 01971	Impeller, Vacfan	1
▲	11 372888	Impeller, Fan	1
▲	12 60387	Fan	1
▲	13 398517	Spacer	2
▲	14 18628	Impeller, Vacfan	1
▲	15 61297	Housing, Impeller, Vacfan	1
▲	16 372889	Impeller, Fan	1
▲	17 372890	Shell, Fan	1
▲	18 37929	Nut, Impeller, Vacfan	1
▲	19 372887	Bracket, End, Fan	1
▲	20 372884	Armature	1
▲	21 378983	Washer	1
▲	223264	Seal, Rbr, Clsd, 0.25th, 5.8d 03.3h	1
▲	10925	Connector, Fem, 2cav [Mp630 Sealed]	1
▲	24537	Terminal, Fem, 10/12ga [Mp630 P2s]	2

**Fig. 2 - Front Wheel Gearbox Breakdown, 9001642**

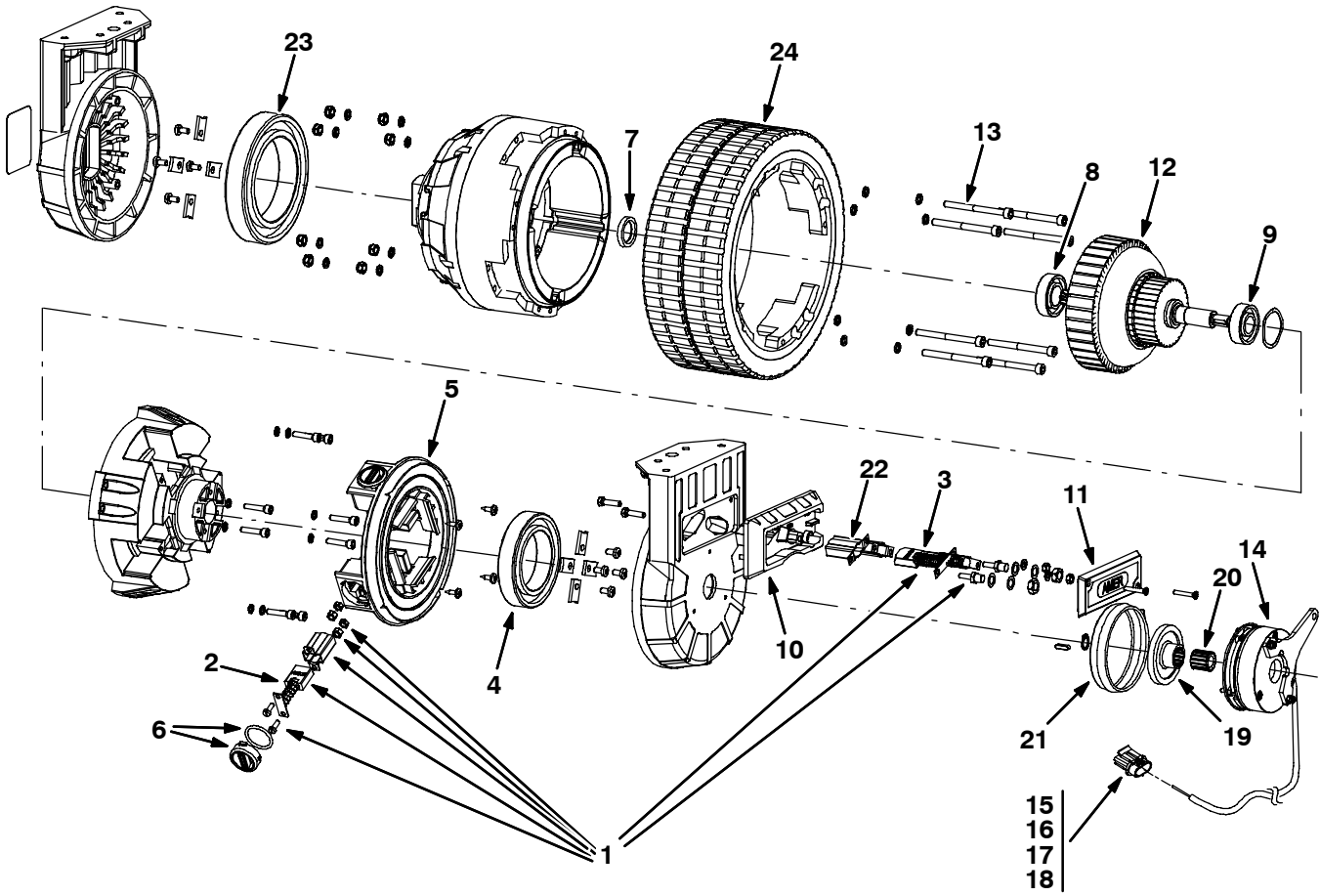
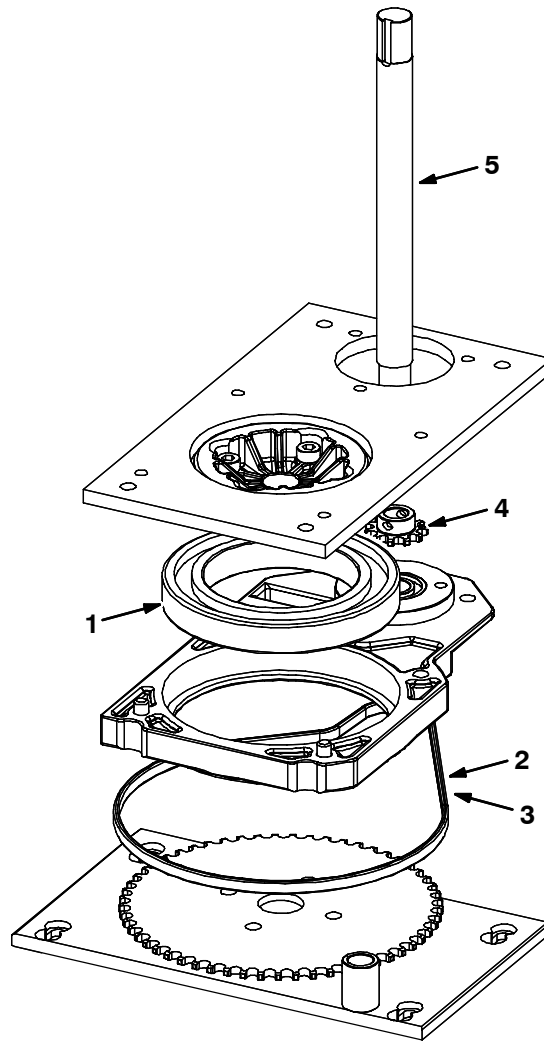


Fig. 2 - Front Wheel Gearbox Breakdown, 9001642

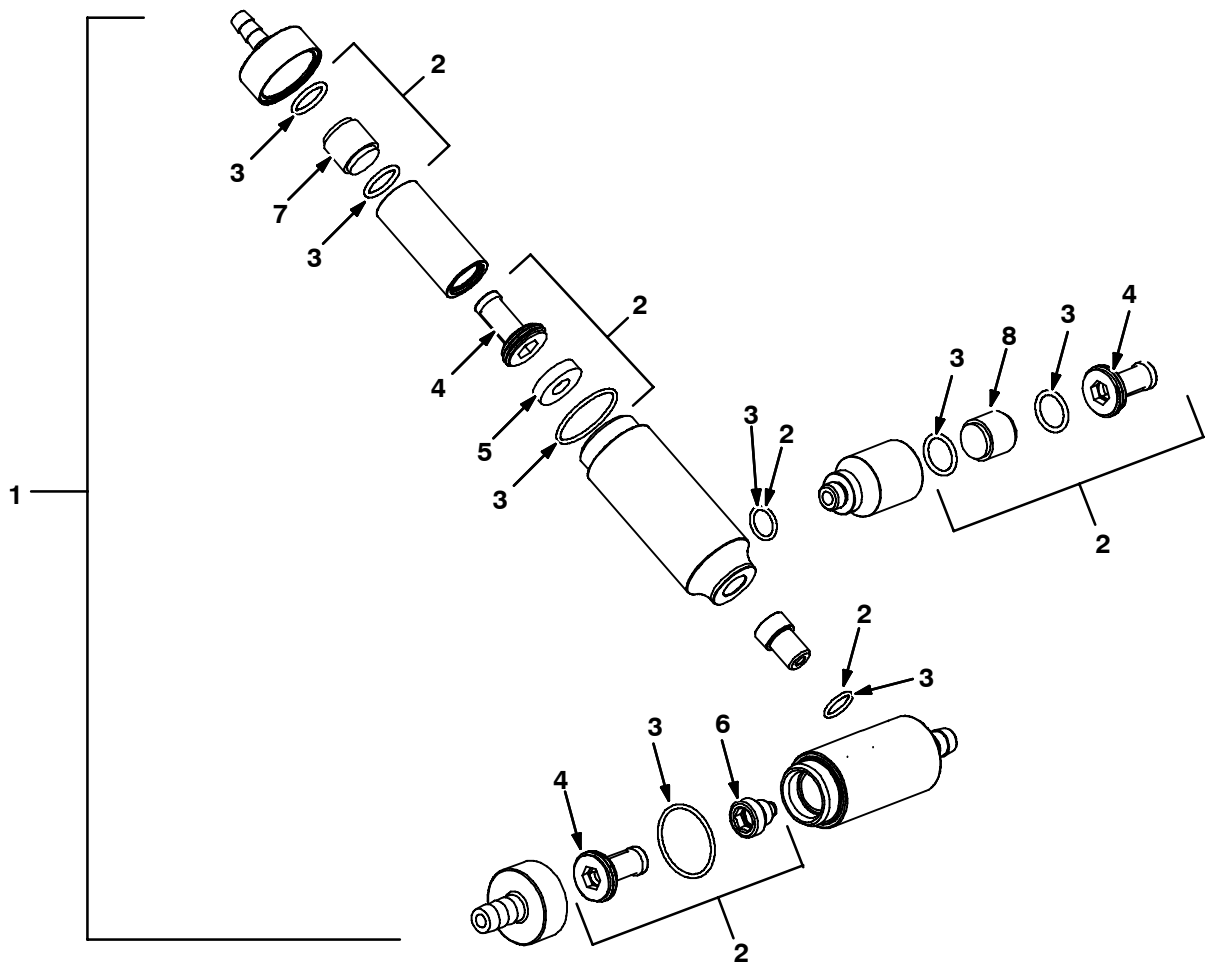
Ref.	Part No.	Description	Qty.
▽	9001642	Gearbox Kit, Wheel, 250mm, W/ Connector	1
▲	1 391261	Brush Kit, Motor [Amer, 1pick=1bag]	1
▲▽	1029225	Brush Kit, Carbon	1
▲▲	2 1029224	Brush, Carbon	4
▲▽	1029226	Brush Kit, Carbon	1
▲▲	3 398492	Brush, Motor, Ele [Amer]	2
▲	4 1029227	Bearing, Ball, Brush Side	1
▲	5 1029228	Ring, Brushholder	1
▲	6 391262AM	Brush Kit, Cover [Amer]	4
▲	7 391263	Seal, Ring [Amer]	1
▲	8 391264	Bearing, Gearbox Side [Amer]	1
▲	9 391265	Bearing, Motor Side [Amer]	1
▲	10 391467	Box, Ele, Connection	1
▲	11 391468	Cover, Ele, Connection	11
▲	12 372867	Armature	1
▲	13 1029218	Screw, Mount, Wheel	8
▲▽	14 9001644	Brake Kit, Gearbox, W/ Connector	1
▲▲	15 78950	Connector, Fem, 02cav, Mp280 Sealed	2
▲▲	16 78952	Lock, Secondary, 2cav, Mp280 Sealed	2
▲▲	17 25837	Terminal, Fem, Mp280, Sealed, 22-20ga	2
▲▲	18 25830	Seal, Wire, 14ga [Wp / Mp280 Sealed]	2
▲▲	19 372870	Disc, Brake	1
▲▲	20 372871	Adapter, Brake, Spl	1
▲	21 372872	Sleeve, Rbr	1
▲	22 372877	Guide, Brushholder, Slip Ring [Amer]	1
▲	23 372874	Bearing, Steering	1
▲	24 391259	Tire, Solid, 250mm X 90mm Red	1
	24 391463	Tire, Solid, 250mm X 90mm Gray, Pyu	1

**Fig. 3 - Steering Control Breakdown, 1019724**



	<b>Ref.</b>	<b>Part No.</b>	<b>Description</b>	<b>Qty.</b>
▽		1019724	Steer-Control Assy, Wheel Drive	1
▲	1	372874	Bearing, Steering	1
▲	2	372875	Chain, Steering	1
▲	3	372876	Link, Master	1
▲	4	372881	Sprocket	1
▲	5	1029229	Shaft, Steering	1

**Fig. 4 - FaST Injector Assembly Breakdown, 9003909**



Ref.	Part No.	Description	Qty.	
▽	1	9003909	FaST Kit, Injector, Ci[T7/Ssr FaST II+]	1
▲▽	2	9003010	Fast Kit, Ci, Inj ReblD[T7/Ssr Fastii+]	1
▲▲	3	9003008	Fast Kit, Ci, Injector Seals [Fast li+]	1
▲▲	4	9003009	Fast Kit, Ci, Injector Filters[Fast li+]	1
▲▲	5	1039982	Plate Assy, Orifice, 0.008id, Orange	1
▲▲	6	1039990	Plug, Orifice, 0.041, Ss [Fast li+]	1
▲▲	7	1030444	Valve, Check, 0002psi [Fast li+]	1
▲▲	8	1030441	Valve, Check, 0005psi [Fast li+]	1





# SECTION 5

**CONTENTS**

**PAGE**

PART NUMBER TO PAGE NUMBER CROSS REFERENCE LIST ..... 5-2  
PART DESCRIPTION TO PAGE NUMBER CROSS REFERENCE LIST ..... 5-6

# CROSS REFERENCE

## PART NUMBER TO PAGE NUMBER CROSS REFERENCE LIST

Part Number	Page Number	Part Number	Page Number	Part Number	Page Number
00911	2-37, 2-39	09741	2-51, 2-53	1013356	2-21, 2-31
00912	2-13, 2-17	09746	2-21, 2-31	1013395	2-57
00928	2-23, 2-25	09770	2-21	1013408	3-3, 3-5
00954	2-37, 2-39	1000083	2-23, 2-25	1013411	3-3, 3-5
00961	2-37, 2-39	1001468	2-55	1013515	2-51, 2-53
01516	2-37, 2-39	1001992	2-43	1013531	1-1, 2-23
01684	2-3, 2-5, 2-7, 2-9, 2-33, 2-35, 2-37, 2-39, 2-45, 2-59, 2-61, 3-7	1002077	2-37, 2-39	1013532	2-23
01685	2-7, 2-9, 2-11, 2-15, 2-17, 2-19, 2-23, 2-25, 2-33, 2-35, 2-37, 2-39, 2-41, 2-43, 2-47, 2-53, 2-59, 2-61, 3-3, 3-5	1002898	3-3, 3-5	1013560	2-23
01686	2-13, 2-21, 2-31, 2-33, 2-35, 2-51, 2-53	1002899	3-3, 3-5	1013599	2-23, 2-25, 2-33, 2-35
01689	2-61	1005435	3-3, 3-5	1013611	1-1, 2-45
01754	2-61	1005507	3-3, 3-5	1013763	2-15
01760	2-11	1005564	3-3, 3-5	1013821	2-23, 2-25
01837	4-3	1006400	3-3	1013871	2-11
01856	4-3	1006415	3-3	1013873	2-15
01971	4-3	1007108	2-45	1013874	2-43
02424	2-61	1008637	1-1, 2-49	1013939	2-15
02850	3-7	1008639	1-1, 2-49	1014072	2-47
02892	3-3, 3-5	1008758	2-23, 2-25	1014076	2-21
02931	2-41	1009268	2-51, 2-53	1014080	2-15
02942	2-21, 2-31, 2-33, 2-35, 2-51, 2-53	1009356	2-21, 2-31, 2-51	1014228	2-23
04417	2-13, 2-51, 2-53	1010160	2-7	1014254	3-3, 3-5
0606010	3-9, 3-10, 3-11	1010401	2-21, 2-31, 2-51, 2-53	1014268	1-1, 2-49
06922	2-59, 2-61	1010556	2-7	1014274	1-1, 2-49
07514	2-61	1010560	1-1, 2-23, 2-25, 2-55, 2-57	1014276	3-3, 3-5
07515	2-7, 2-9	1010771	3-8, 3-9, 3-10, 3-11	1014282	3-3, 3-5
07785	2-33, 2-35, 2-59	1010876	2-27, 2-29	1014295	3-3, 3-5
07786	2-33, 2-35, 2-37, 2-39, 2-61	1011093	2-45	1014303	2-23, 2-25
07787	2-51, 2-53	1011103	2-45	1014318	2-7
08182	2-53	1011127	2-45	1014328	2-13
08346	2-9	1011140	2-45	1014346	2-3
08709	2-13	1011159	2-45	1014420	2-11, 3-3, 3-5
08711	2-13	1011317	2-27, 2-29	1014548	2-19
08712	2-7, 2-9, 2-23, 2-25, 2-45, 2-61	1011334	2-27, 2-29	1014617	3-3
08713	2-11, 2-23, 2-25, 2-27, 2-29, 2-37, 2-39, 2-43, 2-53, 2-55, 2-57, 2-61	1011344	2-27, 2-29	1014711	2-45
08714	2-21, 2-31, 2-33, 2-35	1011376	1-1, 2-25	1014776	2-25
08716	2-7, 2-9, 2-45, 2-61	1011403	3-5	1014825	2-47
09005	2-7, 2-9	1011482	2-13	1014832	2-15
09010	2-7, 2-15, 2-17, 2-43	1011536	2-43	1014850	2-47
09011	2-23, 2-25, 2-55, 2-57	1011561	1-1, 2-51, 2-53	1014858	2-45
09023	2-11, 2-61	1011562	2-19	1014910	2-15
09026	2-17	1011704	2-61	1014971	3-5
09028	2-21, 2-33, 2-35	1011717	2-27, 2-29	1014974	3-3
09146	2-61	1011719	2-27, 2-29	1014985	3-5
09291	2-53	1011735	2-15	1015026	2-47, 3-5
09738	2-33, 2-35	1011752	2-43	1015033	3-5
09739	2-33, 2-35	1011753	2-43	1015413	2-21, 2-31
09740	2-9, 2-11, 2-13, 2-19, 2-23, 2-25, 2-43, 2-45, 2-47, 2-49, 2-53, 2-59, 2-61, 3-3, 3-5, 3-8, 3-9, 3-10, 3-11	1011885	2-47	1015455	3-3, 3-5
		1011952	2-15	1015486	3-5
		1012002	2-13	1015506	2-45
		1012055	2-43	1015578	2-13
		1012068	2-15	1015761	2-17
		1012197	2-15	1015803	2-45
		1012359	2-25	1015808	2-45
		1012437	2-13	1015911	2-55, 2-57
		1012505	2-47	1015921	1-1, 2-43
		1012607	2-51	1015989	2-27, 2-29
		1012630	2-25	1016000	2-11
		1012934	2-55	1016054	2-71
		1012964	2-57	1016056	2-71
		1013164	2-13	1016392	1-1, 2-43
		1013278	2-21, 2-31	1016430	2-43, 2-47
		1013281	2-21, 2-31	1016435	2-43, 2-47
				1016520	2-23, 2-25, 3-3

# CROSS REFERENCE

Part Number	Page Number	Part Number	Page Number	Part Number	Page Number
1016553	2-11, 3-3, 3-5	1020168	2-51, 2-61	1031379	2-51
1016633	2-5	1020170	2-11	1031716	2-19
1016634	2-5	1020182	2-51, 2-53	1031830	2-21, 2-31
1016639	2-51, 2-53	1020292	2-47	1032388	3-7
1016789	2-15	1020301	1-1, 2-43	1032452	2-53
1016825	2-59	1020719	1-1, 2-47	1032496	2-37, 2-39
1016855	2-43	1020727	1-1, 2-47	1032539	2-53
1016865	2-59	1021036	2-37, 2-39	1032732	2-53
1016871	2-43	1021050	2-37, 2-39	1032733	2-53
1016957	2-7, 2-9	1021064	4-3	1032947	2-9
1017000	2-43	1021172	2-37, 2-39	1032971	2-9
1017015	3-3, 3-5	1021531	2-61	1033102	2-57
1017022	3-3, 3-5	1021677	2-47, 3-5	1033158	2-55
1017053	2-11	1022401	2-37, 2-39	1033326	2-13
1017054	2-11	1022807	2-37, 2-39	1033355	2-9
1017218	2-7, 2-11, 2-23, 2-25, 2-43, 2-45, 2-47, 2-61, 3-8, 3-9, 3-10, 3-11	1023551	2-9	1033415	3-7
1017236	2-11	1024636	2-37, 2-39	1033417	3-7
1017368	2-3, 2-5	1025026	2-37, 2-39	1033419	3-7
1017386	3-3, 3-5	1025127	2-35	1033516	3-7
1017462	2-27, 2-29	1025150	2-35	1033793	3-7
1017495	2-27, 2-29	1025273	2-35	1034845	2-37, 2-39
1017534	2-29	1025354	2-9	1035355	2-47
1017553	2-23, 2-25	1025473	2-9	1035394	2-47
1017590	2-43	1025580	2-33, 2-35	1037141	2-19
1017653	2-29	1026270	2-45	1037142	2-19
1017668	2-43	1026322	2-45	1037762	3-7
1017688	2-7	1026986	2-45	1037821	2-43
1017699	2-11	1027144	2-45	1038560	2-7, 2-9
1017705	2-43	1028514	2-45	1039763	2-45
1017754	2-59	1028515	2-45	1039982	3-3, 3-5, 4-7
1017785	2-27, 2-29	1028873	2-17	1039990	3-3, 3-5, 4-7
1017798	2-11	1028997	2-53	1040501	3-3, 3-5
1017807	2-61	1028998	2-53	10632-12	3-12
1017812	2-59	1029072	2-53	10632-13	2-7, 2-9, 3-3
1017832	2-27	1029095	3-5	10632-19	3-7
1017880	2-59	1029131	2-33	10925	4-3
1017910	2-27	1029215	2-33	10928	2-11
1017957	2-3, 2-5	1029218	4-5	11329	2-33, 2-35, 2-37, 2-39
1018151	2-11	1029224	4-5	12138	2-51, 2-53
1018377	2-3	1029225	4-5	12273	2-33, 2-35, 2-37, 2-39, 2-41
1018455	2-5	1029226	4-5	130717	3-12
1018457	2-3	1029227	4-5	130773	2-47
1018483	2-53	1029228	4-5	140011	3-5
1018504	3-3, 3-5	1029229	4-6	140027	2-23, 2-25, 2-33, 2-35, 2-37, 2-39, 2-55, 2-57
1018505	2-7, 2-9	1029267	2-33	140053	2-45
1018546	2-61	1029272	2-33	140154	2-45
1018559	2-23, 2-25	1029274	2-33	140932	2-47
1018725	2-51, 2-53	1029355	3-3, 3-5	14432	2-49
1018797	3-12	1029358	2-37	15047	2-41
1019013	2-47	1029368	2-41	15675	2-23, 2-25, 2-43, 2-47
1019014	2-43	1029380	2-41	15678	2-7, 2-9
1019083	2-59	1029506	2-33, 2-35	18188	3-3, 3-5
1019218	2-59	1029531	2-33, 2-35	18628	4-3
1019224	2-17	1029538	2-33, 2-35	19064	2-61
1019268	2-23	1030026	2-41	19065	3-7
1019281	2-25	1030273	2-35	19066	2-17, 2-45
1019559	2-71	1030365	2-41	20170	2-61
1019563	1-1, 2-49	1030441	4-7	21237	3-7
1019706	2-13	1030444	4-7	222027	2-21, 2-31
1019724	2-17, 4-6	1030444	4-7	222177	2-37, 2-39
1019879	2-47	1031028	2-51, 2-53	222178	2-9
1019913	2-43	1031029	2-35	222184	2-37, 2-39
		1031037	2-33, 2-35		
		1031077	2-41		
		1031132	2-33, 2-35		

# CROSS REFERENCE

Part Number	Page Number	Part Number	Page Number	Part Number	Page Number
222210	2-21, 2-31, 2-33, 2-35	33932	3-5	391328	2-41
222290	2-61	360943	2-3, 2-5, 3-12	391334	1-1, 2-41
222304	2-3	361144	2-15	391345	2-41
222305	2-3	361339	2-17	391346	2-41
222306	2-3	363087	2-21, 2-33, 2-35	391377	1-1, 2-55
222307	2-5	363503	2-23, 2-25	391378	1-1, 2-55
222308	2-5	367770	2-45	391379	1-1, 2-57
222309	2-5	369460	2-37, 2-39	391380	1-1, 2-57
222460	2-23, 2-25, 2-55, 2-57	370092	2-5	391383	1-1, 2-57
222463	2-43	370095	2-3, 2-5	391384	1-1, 2-55
222504	2-27, 2-29	3701.6	2-59	391385	1-1, 2-57
222505	2-27, 2-29	370114	1-1	391386	1-1, 2-55
222516	2-43, 2-47	372867	4-5	391403	2-43
222529	2-43	372870	4-5	391463	4-5
222683	2-61	372871	4-5	391467	4-5
222793	2-49	372872	4-5	391468	4-5
222818	2-37, 2-39	372874	4-5, 4-6	391912	2-70
223065	2-13	372875	4-6	391913	2-70
223078	2-11	372876	4-6	391914	2-17
223264	4-3	372877	4-5	391915	2-61
223330	2-11	372878	2-23, 2-25	391916	2-61
24199	2-59	372879	2-23, 2-25	391950	2-70
24299	2-3, 2-5	372880	2-23, 2-25	391951	2-11
24537	4-3	372881	4-6	391991	2-70
24584	3-3, 3-5	372883	4-3	39349	2-13, 2-61
24698	3-3, 3-5	372884	4-3	39658	2-61
25005	2-61	372885	4-3	397255	2-43
25537	2-11	372886	4-3	398492	4-5
25709	2-41	372887	4-3	398511	4-3
25830	2-17, 4-5	372888	4-3	398512	4-3
25837	2-17, 4-5	372889	4-3	398514	4-3
26395-1	2-7, 2-9	372890	4-3	398516	4-3
26395-2	3-3, 3-5	374041	2-3	398517	4-3
26426	3-3, 3-5	374042	2-5	398770	2-47
30013	3-3, 3-5	375195	2-37, 2-39	40678-1	2-17
31988	2-61	375411	2-11	41141	2-19, 2-59, 2-61
32490	2-61	377349	2-47	41142	2-13
32491	2-11	377367	2-23, 2-25	41169	2-45
32520	2-61	377500	2-37, 2-39	41186	2-23, 2-25
32716	2-51, 2-53	378805	2-37, 2-39	41360	2-37, 2-39
32746	2-3, 2-5	378983	4-3	41440	2-33, 2-35, 2-47
32978	3-7	379013	2-3	41619	2-9, 2-51, 2-53
32982	2-59, 2-61	379016	2-5	43555	3-3, 3-5
32984	2-61	379202	2-37, 2-39	43952	2-33, 2-35, 2-37, 2-39
331046	3-14	37929	4-3	44906	2-41
331048	3-14	380587	2-41	45280	2-41
331049	3-14	383720	2-61	46236	2-11
331050	3-14	383722	2-61	49263	2-9, 2-17
331051	3-14	385685	2-43, 2-47	49694	2-27, 2-29
331052	3-14	39019	2-41	49697	2-47
331053	3-14	390922	1-1, 2-57	49826	2-39
331054	3-14	390923	1-1, 2-57	51528	2-9
331055	3-14	390934	1-1, 2-57	54333	2-33, 2-35, 2-47, 3-3, 3-5
331056	3-14	390936	1-1, 2-55	54345	2-61
331057	3-14	390942	1-1, 2-55	55248	2-59
331058	3-14	390943	1-1, 2-55	56799	3-3
331059	3-14	390996	2-37, 2-39	57048	2-21, 2-31
331060	3-14	391259	4-5	573073	3-3, 3-5
331061	3-14	391261	4-5	578579	2-45
331062	3-14	391262AM	4-5	578717	2-33, 2-35, 2-37, 2-39
331063	3-14	391263	4-5	579211	2-59
331064	3-14	391264	4-5	58670	2-61
33584	2-33, 2-35	391265	4-5	600437	2-61
33925	2-41	391327	2-41		

<b>Part Number</b>	<b>Page Number</b>	<b>Part Number</b>	<b>Page Number</b>
601359	2-61	9003909	3-3, 3-5, 4-7
60387	4-3	94877	2-51, 2-53
604980	2-37, 2-39	96184	2-51
605385	2-43	99343	3-8
607006	3-5	994297	3-11
607775	3-3, 3-5	994298	3-8, 3-10
608963	2-39	994319	3-10
608964	2-37, 2-39	994320	3-11
61297	4-3	994321	3-9
630375	3-8, 3-10	994487	3-8
63248-1	2-5	994857	3-8
63248-2	2-5	994858	3-9
63248-3	2-5	994859	3-10
63248-4	2-5	994860	3-11
63810	2-47	994861	3-8, 3-10
64154	2-13	994863	3-11
64173	2-41	994889	3-8, 3-9, 3-10, 3-11
64425	2-41	994890	3-8
64778	3-3, 3-5	995196	3-9
67767	2-47	995206	3-9
69234	2-13, 2-61		
69461	2-11		
69582	2-41		
71579	2-9		
71607	2-41		
72969	2-15		
73468	2-47		
74027	3-7		
75939	2-61		
76062	2-61		
76426	2-59		
77270	2-43		
78950	2-17, 4-5		
78952	2-17, 4-5		
79246	2-37, 2-39, 2-41		
79381	2-45, 2-49		
80491	2-45		
82829	2-43, 2-47		
86379	2-61		
86759	2-41		
86859	1-1, 2-27, 2-29		
86860	2-41		
86865	2-41		
86866	2-21, 2-31, 2-51, 2-53		
89046	2-3		
89047	2-3		
89048	2-3		
89049	2-3		
9000139	2-55		
9000145	2-57		
9001004	3-13		
9001211	3-3, 3-5		
9001240	3-3, 3-5		
9001642	2-17, 4-5		
9001644	4-5		
9001925	2-59		
9002021	3-3, 3-5		
9003008	4-7		
9003009	4-7		
9003010	4-7		
9003096	2-59		
9003147	2-47		
9003148	2-47		
9003365	2-45		

**PART DESCRIPTION TO PAGE NUMBER CROSS REFERENCE LIST**

**Numbers**

80cm Scrubhead, Machining, T7/Cyl, 2-35

**A**

Actuator, 12vdc, 40mm Strk 750n, 2-51  
 Actuator, 12vdc, 40mm Strk [750n], 2-53  
 Actuator, 24vdc, 113mm Strk [2700n], 2-31  
 Actuator, 24vdc, 113mm Strk 2700n, 2-21  
 Adapter, Brake, Spl, 4-5  
 Adaptor, Hose, 2-45  
 Angle Wldt, Stop, Rh, 2-41  
 Angle Wldt, Stop, Lh, 2-41  
 Angle, Sppt, Battery, 3-8, 3-9, 3-10, 3-11  
 Angle, Sppt, Tank, 2-43  
 Arm Wldt, Sqge, Rear, Cylrcl, 2-53  
 Arm Wldt, Sqge, Rear, 2-51  
 Arm, Lift, Head, 2-21, 2-31  
 Arm, Mtg, Link, Lh Sqge, Cylrcl Head, 2-41  
 Arm, Mtg, Link, Rh Sqge, Cylrcl Head, 2-41  
 Arm, Spring, Mtg, 2-53  
 Arm, Tank, Retaining, 2-43, 2-47  
 Armature, 4-3, 4-5  
 Assy.Sqge, Side [Linatex], 2-27, 2-29

**B**

Basket Kit, Ci, 3-13  
 Battery 24v/240ah/5h (9cd240), 3-10  
 Battery 24v/300ah/5h (11cd300), 3-11  
 Battery 6v/255ah5h (F06255), 3-8  
 Battery Kit A T7 255ah/5h, 3-8  
 Battery Kit Gel 24v/275ah5h, 3-9  
 Battery Kit Traction 24v/240ah5h, 3-10  
 Battery Kit Traction 24v/300ah5h, 3-11  
 Battery Mf 24v/275ah/5h (5pzv275), 3-9  
 Bearing, Ball, 0.59b 1.26d 0.35w[2seal], 2-37, 2-39  
 Bearing, Ball, Brush Side, 4-5  
 Bearing, Flng, 2-Hole, 0.75b [Nyl], 2-13  
 Bearing, Gearbox Side [Amer], 4-5  
 Bearing, Motor Side [Amer], 4-5  
 Bearing, Motor, Vacfan, 4-3  
 Bearing, Steering, 4-5, 4-6  
 Bearing, Thrust, 0.50b 0.87d 0.06w, 2-41  
 Bellcrank, Lift, Sqge, 2-41  
 Bellows, Shaft, Steering, 2-13  
 Belt, Synchronous, 05mm 500l[05p,Plychn], 2-37, 2-39  
 Blade, Sqge, Front, 700mm Linatex, 35.0l, 1-1, 2-55  
 Blade, Sqge, Front, 700mm Oil-Rstn,35.0l, 1-1, 2-55  
 Blade, Sqge, Front, 800mm Linatex, 41.5l, 1-1, 2-57  
 Blade, Sqge, Front, 800mm Oil-Rstn,41.5l, 1-1, 2-57  
 Blade, Sqge, Rear, 700mm Gum Rbr [37.5l], 1-1, 2-55  
 Blade, Sqge, Rear, 700mm Linatex [37.5l], 1-1, 2-55

Blade, Sqge, Rear, 700mm Oil-Rstn[37.0l], 1-1, 2-55  
 Blade, Sqge, Rear, 800mm Linatex [44.0l], 1-1, 2-57  
 Blade, Sqge, Rear, 800mm Oil-Rstn[44.0l], 1-1, 2-57  
 Blade, Sqge, Rear, Gum Rbr, 800mm[44.0l], 1-1, 2-57  
 Block, Guard, 2-27, 2-29  
 Block, Pivot, Cover, 2-15  
 Boot, 90deg .27id 0.64id 1.79l, Blk, 2-37, 2-39  
 Boot, 90deg .27id 0.64id 1.79l, Red, 2-39  
 Box, Ele, Connection, 4-5  
 Box, Holder Ce [Fast], 3-3, 3-5  
 Box, Holder, Ce, 2-11  
 Bracket Wldt, Actuator, 2-53  
 Bracket Wldt, Mtg, Fan, 2-45  
 Bracket Wldt, Stand, Jack, 2-7  
 Bracket Wldt, Tank, Sppt, 2-43  
 Bracket, Arm, Prop, 2-45  
 Bracket, Cord, Chrgr, Tnv [T7], 3-7  
 Bracket, Cord, Chrgr, Tnv, 3-7  
 Bracket, End, Fan, 4-3  
 Bracket, Guard, Lh (800cyl. Scrubhead), 2-9  
 Bracket, Guard, Rh (800cyl. Scrubhead), 2-9  
 Bracket, Lift, Upper, 2-33, 2-35  
 Bracket, Lift, 2-21  
 Bracket, Lip, Debris, 70cm, 2-33  
 Bracket, Motor [Machined], 2-37, 2-39  
 Bracket, Mtg, Motor, 2-37, 2-39  
 Bracket, Mtg, Stop, 2-45  
 Bracket, Mtg, Tank (Disk Scrub Head), 2-47  
 Bracket, Mtg, Tank, 2-47  
 Bracket, Mtg, Valve, 2-33, 2-35  
 Bracket, Pump, Soltn, 3-3  
 Bracket, Pump, Solution, 3-5  
 Bracket, Retainer, Spring, 2-3, 2-5  
 Bracket, Spring, 3-3, 3-5  
 Bracket, Stand-Off (For Disk Scrub Head), 2-61  
 Bracket, Wheel, Guide, 2-23, 2-25  
 Bracket, 4-3  
 Brake Kit, Gearbox, W/ Connector, 4-5  
 Brush Assy, Disk, Scb, 13.0 D, Polypropylene, 2-3  
 Brush Assy, Disk, Scb, 13.0 D, Soft Nylon, 2-3  
 Brush Assy, Disk, Scb, 13.0 D, Super Abrasive, 2-3  
 Brush Assy, Disk, Scb, 16.0 D, Polypropylene, 2-5  
 Brush Assy, Disk, Scb, 16.0 D, Soft Nylon, 2-5  
 Brush Assy, Disk, Scb, 16.0 D, Super Abrasive, 2-5  
 Brush Kit, Carbon, 4-5  
 Brush Kit, Cover [Amer], 4-5  
 Brush Kit, Motor [Amer, 1pick=1bag], 4-5  
 Brush Kit, Motor, Ele, 2-23, 2-25, 4-3  
 Brush, Carbon, 4-5  
 Brush, Motor, Ele [Amer], 4-5

Brush, Scb, 28l, Abrasive, 2-3  
 Brush, Scb, 28l, Polypropylene Grout, 2-3  
 Brush, Scb, 28l, Polypropylene, 2-3  
 Brush, Scb, 28l, Soft Nylon, 2-3  
 Brush, Scb, 32l, Abrasive, 2-5  
 Brush, Scb, 32l, Polypropylene Grout, 2-5  
 Brush, Scb, 32l, Polypropylene, 2-5  
 Brush, Scb, 32l, Soft Nylon, 2-5  
 Bushing, Flex, Ure, 2-51, 2-53  
 Bushing, Flng, 0.44b 1.25d 0.25l, 2-21, 2-33, 2-35  
 Bushing, Sleeve, 0.50b 0.59d 0.38l, Stl, 2-41  
 Bushing, Sleeve, 0.51b 0.75d 0.16l, 2-41  
 Bushing, Sleeve, 0.63b 0.72d 0.38l, 2-41

**C**

Cable Battery, 290l, 3-8  
 Cable, Ribbon, 2-59  
 Cap, Drain Assembly, 2-49  
 Cap, Drain Assy, 1-1  
 Cap, Motor, 2-23, 2-25  
 Cap, Steering Wheel, 2-13  
 Cap, Tank, 2-47  
 Cap, Vyl, 70mm Id X 25mm L, 2-7, 2-9  
 Caster, Swivel, 50d, M10 X 1.5 X 30 Stem, 1-1, 2-51  
 Caster, Swivel, 50mmd, M10 X 30, Clr Pl, 2-53  
 Catch, Cover, 2-47  
 Chain, Steering, 4-6  
 Channel, Arm, Lower Sqge, 2-51, 2-53  
 Channel, Lift, 2-33, 2-35  
 Charger Uk Cll24s030 Sb50r, 3-8, 3-10  
 Charger Uk Cll24s040 Sb50r, 3-11  
 Charger Cll24s030 Sb50r, 3-8, 3-10  
 Charger Cll24s040 Sb50r, 3-11  
 Charger Eu Zh24v35df Sb50r, 3-9  
 Charger Uk Zh24v35df Sb50r, 3-9  
 Charger, 24vdc 20a 230vac [Uk], 3-7  
 Charger, 24vdc, 20a 230vac 50/60hz, 3-7  
 Circuitbreaker, 5.0a, 2-61  
 Circuitbreaker, 15.0a, 2-61  
 Clamp, Cable, Stl, 0.25d X 0.56w, 1h, 2-11  
 Clamp, Cable, Stl, 0.38d X 0.38w, 1h, 3-3, 3-5  
 Clamp, Cable, Stl, 0.56D X 0.38W, 1H, 2-7, 2-9  
 Clamp, Cable, Stl, 0.63d X 0.50w, 1h, 2-33, 2-35  
 Clamp, Cable, Stl, 0.63d X 0.75w, 1hole, 2-43, 2-47  
 Clamp, Cable, Stl, 0.69d X 0.62w, 1h, 2-47  
 Clamp, Cable, Stl, 0.88d X 0.62w, 1h, 2-17  
 Clamp, Cable, Stl, 1.00d X 0.62w, 1h, 2-13, 2-61  
 Clamp, Hose, Wir, .63 - .66, Blk, 3-5  
 Clamp, Hose, Wire, .63 - .66, Blk, 3-3  
 Clamp, Hose, Wormdrive, 0.31-0.88D, .31W (Cylindrical Scrub Head), 2-47  
 Clamp, Hose, Wormdrive, 0.31-0.88d, .31w, 2-33, 2-35, 2-47, 3-3, 3-5  
 Clamp, Hose, Wormdrive, 0.56-1.06d, .56w (Cylindrical Scrub Head), 2-47

Clamp, Hose, Wormdrive, 1.25-2.00d, .50w, 2-45, 2-49  
 Clamp, Hose, Wormdrive, 1.62-3.50d, .56w, 3-3, 3-5  
 Clamp, Hose, Wormdrive, 1.81-2.75d, .56w, 2-49  
 Clip, Grip, Hose, 1.00-1.38, Zn, 3-3, 3-5  
 Clip, Hanger, Hose, .38d Hole, Ss, 2-49  
 Clip, Hose, Gripper, 1.75id, Blk Ny, 2-43  
 Clip, Spring Holder Blk Vinyl Coat, 3-3  
 Clip, Spring, Holder, Blk Vyl, 3-5  
 Column, Cntrl, Ce, 2-15  
 Commutator, 4-3  
 Conduit, Nylon, .50d 3.0l, 2-47  
 Connector Anderson S175 Red, 3-9, 3-10, 3-11  
 Connector, Fem, 02cav, Mp280 Sealed, 4-5  
 Connector, Fem, 2cav [Mp630 Sealed], 4-3  
 Connector, Fem, 2cav, 2-17  
 Controller Kit, Replmt, Ci [T7/Ssr] (Disk Scrub Head), 2-59  
 Controller Kit, Replmt, Cylrcl, Ci[T7] (Cylindrical Scrub Head), 2-59  
 Copyzeng Template, 2-37, 2-39  
 Cover, Belt, 2-37, 2-39  
 Cover, Box, Battery [Europe], 2-11  
 Cover, Brush, Ele Motor, 2-23, 2-25  
 Cover, Ele, Connection, 4-5  
 Cover, Panl, Ele, 2-59  
 Cover, Panl, Instmt, 2-15  
 Cover, Tank, Recvy, Ce, 2-43  
 Cover, Tank, Soltn [T7], 2-47

**D**

Deflector, Water, Cyl Head, 2-37  
 Device, Centering, 2-3, 2-5  
 Diode, Ele, Plug, 2-61  
 Disc, Brake, 4-5  
 Door, Brush, 2-37, 2-39  
 Driver Assy, Pad, 13.0d, 2-3  
 Driver Assy, Pad, 16.0d, 2-5

**F**

Fan, Vacuum, 5.7, 3s 24v Bpt (See Breakdown), 2-45  
 Fan, Vacuum, 5.7, 3s 24v Bpt, 4-3  
 Fan, 4-3  
 FaST 365 2 Ltr, Detergent, 3-3, 3-5  
 FaST 665 2 Ltr, Detergent, 3-3, 3-5  
 FaST 965 2 Ltr, Detergent, 3-3, 3-5  
 Fast Kit, Ci, Inj Reblid[T7/Ssr Fastii+], 4-7  
 Fast Kit, Ci, Injector Filters[Fast li+], 4-7  
 Fast Kit, Ci, Injector Seals [Fast li+], 4-7  
 FaST Kit, Injector, Ci[T7/Ssr FaST II+], 4-7  
 FaSTKit, Injector, Ci [T7/Ssr FaSTIII+] (See Breakdown), 3-3, 3-5  
 Filter Assy, 50 Mesh, 3-3, 3-5  
 Filter Kit, Vacfan, 1-1  
 Filter, Brass/Ss, 50 Mesh (Replaced by 1006447), 3-3  
 Filter, Brass/Ss, 50 Mesh, 3-5  
 Filter, Panl, Dust, 2.3 X 4.5 X 6.4, 2-43  
 Filter, Screen, 200 Mesh .59d .8l Ss, 3-3, 3-5

Fitting, Brs, E90, Pm06/Pf06 Special, 3-3, 3-5  
 Fitting, Brs, Str, Bm06/Pf12, 3-3, 3-5  
 Fitting, Brs, Str, Pf02/Pm06, 3-3, 3-5  
 Fitting, Brs, Tee, Pf02/Pm02/Pm02, 3-3, 3-5  
 Fitting, Pipe, Cap, P06, Nyl, 2-33, 2-35  
 Fitting, Plstc, Pipe, Cap, Pf04, 3-3, 3-5  
 Fitting, Plstc, Body, Spray, Pf04, 3-3, 3-5  
 Fitting, Plstc, E90, Bm06/Pm02, Nyl, 3-3, 3-5  
 Fitting, Plstc, E90, Bm08/Pm06, 3-3, 3-5  
 Fitting, Plstc, E90, Bm10/Pm12, 2-47  
 Fitting, Plstc, Pf12/Pf12, Bh, 2-47  
 Fitting, Plstc, Str, Bm04, Cplg, Fem, 3-3, 3-5  
 Fitting, Plstc, Str, Bm10/Pm08 (Cylindrical Scrub Head), 2-47  
 Fitting, Plstc, Str, Bm10/Pm08, 2-33, 2-35  
 Fitting, Plstc, Str, Pm04, Cplg, Mal, 3-3, 3-5  
 Fitting, Plstc, Tee, Bm08/Bm10/Bm10, Br, 3-5  
 Frame Wldt [T7], 2-7  
 Frame Wldt, Sqge, Side, Lh, 2-41  
 Frame Wldt, Sqge, Side, Rh, 2-41  
 Frame, Sqge, 700mm, 2-55  
 Frame, Sqge, 800mm, 2-57  
 Frame, Wldt, 2-9  
 Fuse, .88 X 3.2l 100a 125vac, 2-61

**G**

Gasket, Adapter, 2-45  
 Gasket, Cover, Belt, 2-37, 2-39  
 Gasket, Fltr, Tank, 1-1, 2-43  
 Gasket, Hourmeter, 2-61  
 Gasket, Panl, Instmt, Lh, 2-15  
 Gasket, Panl, Instmt, Rh, 2-15  
 Gauge, Hourmeter, 12-60vdc, Analog, Rt, 2-61  
 Gearbox Kit, Wheel, 250Mm W/Connector (See Breakdown), 2-17  
 Gearbox Kit, Wheel, 250mm, W/ Connector, 4-5  
 Grommet, Rbr, 0.38id, F/ 0.5h, .12matl, 3-12  
 Grommet, Rbr, 1.50id, F/ 1.8h, .19matl, 2-7, 2-9, 3-3  
 Grommet, Rbr, 1.62id, F/ 1.9h, .13matl, 2-61  
 Grommet, Rbr, 2.13id, F/2.5h, .12 Matl, 3-7  
 Guide, Brushholder, Slip Ring [Amer, 4-5  
 Guide, Sqge, Side, 2-41

**H**

Harness Assy, Light, Chrgr, Tnv [T7], 3-7  
 Harness, Chrgr [T7], 2-61  
 Harness, Main [T7] (Repl By 9001454) (Disk Scrub Head), 2-70  
 Harness, Main, [ T7/SSR ] (Disk Scrub Head), 2-70  
 Harness, Main, Disk / Cylrcl [T7] (Cylindrical Scrub Head), 2-70  
 Harness, Motor, #10-2, 48.0 L, [T7], 2-17

Harness, Power, [T7], 2-61  
 Harness, Seat, [ T7/Ssr ], 2-11  
 Harness, Switch, Seat, 2-11  
 Harness, Tank, [T7] (Cy, 2-70  
 Head, Scb, 650mm, 2-23  
 Head, Scb, 800mm, 2-25  
 Hinge Wldt, Cover, 2-43  
 Hinge Wldt, Tank, 2-43  
 Hinge, Leaf, 2-43  
 Hinge, Tank, 2-43  
 Hook, Safety, 2-23, 2-25  
 Hopper, 80cm [Rm], 2-35  
 Hopper, Debris,70cm, [Rm], 2-33  
 Horn, 12-48vdc, 2-7, 2-9  
 Hose Assy, Drain, 26.3l, 2-49  
 Hose Assy, Drain, 29.6l, 2-49  
 Hose, Afmkt, Pvc, Brd 0.38id 2ft, 3-3  
 Hose, Afmkt, Pvc, Brd 0.38id 3ft, 3-3  
 Hose, Afmkt, Pvc, Brd 0.62id 01ft, 3-5  
 Hose, Afmkt, Pvc, Brd 0.62id 03ft, 3-5  
 Hose, Afmkt, Pvc, Brd, 0.38id, 01ft, Clr, 3-5  
 Hose, Afmkt, Pvc, Brd, 0.50id, 01ft, Clr, 3-5  
 Hose, Afmkt, Pvc, Brd, 0.62id, 03ft, Clr (Cylindrical Scrub Head), 2-47  
 Hose, Afmkt, Pvc, Clr 0.25id 08ft, 3-5  
 Hose, Afmkt, Pvc, Clr 0.25id 3ft, 3-3  
 Hose, Afmkt, Pvc, Clr, 0.62id, 02Ft (Cylindrical Scrub Head), 2-47  
 Hose, Drain Assy, 1-1  
 Hose, Drain, Assy, 1-1  
 Hose, Mold (Disk Scrub Head), 2-47  
 Hose, Molded, 2-33, 2-35  
 Hose, Vacuum, 1.5d X 4.3l, Short Cuff, 1-1, 2-43  
 Hose, Vacuum, 1.5d X 8.3l, Clr, Blk Wire, 2-45  
 Housing, Impeller, Vacfan, 4-3  
 Housing, Machining, Head, 70 Cm Cyl, 2-33  
 Housing, Spring, Sqge Actuator, 2-51  
 Housing, Sqge, Spring, Actuator, 2-51, 2-53  
 Housing, 4-3  
 Hub, Drive, Brush, Disk, 0.75b 6t, 2-23, 2-25  
 Hub, Drive, Brush, Disk, 3hole 5.8bc, 2-3, 2-5

**I**

Impeller, Fan, 4-3  
 Impeller, Vacfan, 4-3  
 Injector Kit, Replmt, [T7] / [Ssr] Ci (Replaced by 9003005), 3-3, 3-5  
 Insulation Kit, Acstc, Vacfan, 2-45  
 Insulation, Acstc, Hsng, Vacfan, 2-45  
 Insulation, Acstc, Vacfan, 2-45  
 Insulator, Panel & Switchboard, 2-61  
 Isolator, Vib, .75d, M6 Stud Both Ends, 2-45  
 Isolator, Vib, 15mmd, M4 H, M4 Stud, 3-7

# CROSS REFERENCE

## K

Key, Ignition, 2-15  
Key, Sq, 0.12 X 0.12, 1.00l, 2-37, 2-39  
Key, Sq, 0.19 X 0.19, 0.50l, 2-37, 2-39  
Key, Sq, 0.19 X 0.19, 0.75l, 2-37, 2-39  
Key, Sq, 0.19 X 0.19, 1.00l, 2-13, 2-17  
Key, Sq, 0.25 X 0.25, 1.00l, 2-23, 2-25  
Key, Sq, 05mm X 05mm, 25l, 2-13  
Key, Sq, 06mm X 06mm, 60mm L, 2-23, 2-25  
Knob, Star, 2.75d 4ear 1.1l M8x1.25 Thru, 2-55, 2-57

## L

Label Set, Info/Hzrd, Ce, 2-71  
Label, Model, Side, White [T7 Fast], 2-71  
Label, Model, Side, White [T7], 2-71  
Latch, Draw, Soft, Rbr W/ Keeper, 2-47  
Lift Support Wldt, 2-33, 2-35  
Light Assy, Flsh, 24vdc, 3-12  
Link, Master, 4-6  
Link, Sqge, 2-27, 2-29  
Lip, Tray, Debris, Scb Head, 80cm, 2-35  
Lock, Secondary, 2cav, Mp280 Sealed, 4-5  
Lock, Secondary, M/F 2cav, 2-17

## M

Manifold, Soltn, 650mm, 2-23  
Manifold, Soltn, 800mm, 2-25  
Manual, Oprtr, [T7 Ce] (Cz), 3-14  
Manual, Oprtr, [T7 Ce] (De), 3-14  
Manual, Oprtr, [T7 Ce] (Dk), 3-14  
Manual, Oprtr, [T7 Ce] (En), 3-14  
Manual, Oprtr, [T7 Ce] (Es), 3-14  
Manual, Oprtr, [T7 Ce] (Fi), 3-14  
Manual, Oprtr, [T7 Ce] (Fr), 3-14  
Manual, Oprtr, [T7 Ce] (Gr), 3-14  
Manual, Oprtr, [T7 Ce] (Hu), 3-14  
Manual, Oprtr, [T7 Ce] (It), 3-14  
Manual, Oprtr, [T7 Ce] (Ni), 3-14  
Manual, Oprtr, [T7 Ce] (No), 3-14  
Manual, Oprtr, [T7 Ce] (Pl), 3-14  
Manual, Oprtr, [T7 Ce] (Pt), 3-14  
Manual, Oprtr, [T7 Ce] (Ru), 3-14  
Manual, Oprtr, [T7 Ce] (Se), 3-14  
Manual, Oprtr, [T7 Ce] (Tw), 3-14  
Manual, Parts, [T7 Ce] ( En / De / Fr ), 3-14  
Molding, Afmkt, Trim, Pvc, .08-.11, 1ft, 2-51, 2-61  
Molding, Afmkt, Trim, Pvc, .08-.11, 2ft, 2-11  
Motor, Ele, 24vdc 0.50hp 260rpm, 2-23, 2-25  
Motor, Ele, 24vdc 0.75hp 1500rpm 23.0a, 2-37, 2-39  
Mount, Cable Tie, 2-59

## N

Nut, Hex, Jam, .25-20, 2-61  
Nut, Hex, Jam, .31-24, 2-61  
Nut, Hex, Jam, M10 X 1.5, Ss, 2-51, 2-53  
Nut, Hex, Lock, .25-20, Ni, Ss, 2-45  
Nut, Hex, Lock, .31-18, Ni, Thin, 2-11  
Nut, Hex, Lock, .50-13, Ni, Ss, 2-41  
Nut, Hex, Lock, #06-32, Ni, 2-61  
Nut, Hex, Lock, M10 X 1.5, Ni, Ss, 2-21, 2-31, 2-33, 2-35  
Nut, Hex, Lock, M12 X 1.75, Ni, Ss, 2-51, 2-53  
Nut, Hex, Lock, M12 X 1.75, Ni, 2-13  
Nut, Hex, Lock, M3 X .5, Ss, 2-59  
Nut, Hex, Lock, M4 X 0.70, Ni, Ss, 3-5  
Nut, Hex, Lock, M4 X 0.70, Ni, 3-7  
Nut, Hex, Lock, M5 X 0.80, Ni, Ss, 2-33, 2-35  
Nut, Hex, Lock, M6 X 1.0, Ss, Ni, 2-7, 2-9, 2-23, 2-25, 2-45, 2-61  
Nut, Hex, Lock, M6 X 1.00, Kep, Ext, 2-45  
Nut, Hex, Lock, M6 X 1.00, Ss, Ni (800cyl. Scrubhead), 2-9  
Nut, Hex, Lock, M6 X 1.00, Ss, Ni, 2-45  
Nut, Hex, Lock, M8 X 1.25, Ni, Ss, 2-11, 2-23, 2-25, 2-27, 2-29, 2-37, 2-39, 2-43, 2-53, 2-55, 2-57, 2-61  
Nut, Hex, Lock, M8 X 1.25, Ni, 2-13  
Nut, Hex, Std, #10-32, Ss, 2-61  
Nut, Hex, Std, M10 X 1.5, Ss, 2-51  
Nut, Hex, Std, M10 X 1.50, Ss, 2-53  
Nut, Hex, Std, M3 X 0.5, 8, 2-61  
Nut, Hex, Std, M6 X 1.0, A2, Ss, 2-59  
Nut, Hex, Std, M6 X 1.00, A2, Ss, 2-33, 2-35  
Nut, Hex, Std, M8 X 1.25, Ss, 2-33, 2-35, 2-37, 2-39, 2-61  
Nut, Impeller, Vacfan, 4-3  
Nut, T, M10 X 1.50 X 0.620d X 0.5l, 2-41  
Nut, T, M8 X 1.25 X 0.500d X 0.5l, 2-41

## O

O Ring, 1.48" Id, 1.76" Od, 1-1  
O Ring, 1.48" Id, 1.76" Od, 2-49

## P

Pad, Buff, 16.0d, Red, 2-5  
Pad, Buff, 13.0d, Red [1pad=1pc], 2-3  
Pad, Polish, 13.0d, White [1pad=1pc], 2-3  
Pad, Polish, 16.0d, White [1pad=1pc], 2-5  
Pad, Rbr, 2-43  
Pad, Scb, 16.0d, Blu [1pad=1pc], 2-5  
Pad, Scrub, 13.0d, Blue, 2-3  
Pad, Stripping, 13.0d, Brown [1pad=1pc], 2-3  
Pad, Stripping, 16.0d [Hi Prod 1pad=1pc], 2-5  
Pad, Stripping, 16.0d, Brown [1pad=1pc], 2-5  
Panel, Instmt, Lh, 2-15  
Panel, Instmt, Rh, 2-15  
Panel, Wldt, Cntrl, 2-59  
Pedal Assy, Accelerator, Brake [T7, Ssr], 2-19

Pedal, Rest, Foot, 2-19  
Pin, Clevis, 10mm X 40l, 2-21, 2-31, 2-51  
Pin, Clevis, 0.31d X 1.00l, 2-41  
Pin, Clevis, 0.37d X 0.75l, 2-41  
Pin, Clevis, 0.50d X 4.00l (800cyl. Scrubhead), 2-9  
Pin, Clevis, 0.62 D X 2.12l, 2-21, 2-31  
Pin, Clevis, 0.62d X 2.12l, 2-33, 2-35  
Pin, Clevis, 10d X 50l, 2-51  
Pin, Clevis, 10mmd X 050mml, 2-53  
Pin, Clevis, 10mmd X 070mml, Pl, 2-53  
Pin, Clevis, 12d X 100l, Pl, 2-51  
Pin, Clevis, 12mm D X 90mm L, 2-21, 2-31  
Pin, Clevis, 12mmd X 070mml, Pl, 2-53  
Pin, Clevis, 12mmd X 100mml, 2-53  
Pin, Clevis, 16d X 150l, 2-21, 2-31, 2-51  
Pin, Clevis, 16mmd X 120mml, 2-53  
Pin, Cotter, .125 X 0.75 (800cyl. Scrubhead), 2-9  
Pin, Cotter, .125 X 1.00, 2-53  
Pin, Cotter, Hair, 0.38d .072 Wir, 2-51, 2-53  
Pin, Cotter, Hair, 0.62d .120 Wir, 2-33, 2-35, 2-53  
Pin, Cotter, Hair, 0.69d .092 Wir, 2-41  
Pin, Hair Cotter, 0.38 D .072 Wir, 2-21, 2-31, 2-51  
Pin, Hair Cotter, 0.62 D .120 Wir, 2-21, 2-31, 2-51  
Pin, Hitch, .312d X 1.62l, 2-27, 2-29  
Pin, Roll, .094 D X 0.25l, .094/.097, 2-37, 2-39  
Plate Assy, Orifice, 0.008id, Orange, 3-3, 3-5, 4-7  
Plate Wldt, Seal, Tank, 2-43  
Plate Wldt, Seat, 2-11  
Plate Wldt, Sqge, Retainer, 700mm, 2-55  
Plate Wldt, Sqge, Retainer, 800mm, 2-57  
Plate, Arm, Cntr, Lift, Scb Head, 2-21, 2-31  
Plate, Backing, Switch, 2-61  
Plate, Cover, Tab [T7], 2-47  
Plate, Hinge, 2-43  
Plate, Mtg, Fan, 2-45  
Plate, Mtg, Horn, 2-9  
Plate, Mtg, Tank, 2-45  
Plate, Spacer, Drive (Cylindrical Brush), 2-17  
Plate, Sppt, 2-23, 2-25  
Plate, Stop, Seat, 2-11  
Plug, Drive, Brush, Mach, 2-37, 2-39  
Plug, Hole, Rnd, 0.25h 0.6l, Brb, Nyl, 2-11  
Plug, Idler, Brush [Sgl Brg], 2-37, 2-39  
Plug, Orifice, 0.041, Ss [Fast li+], 3-3, 3-5, 4-7  
Pump Kit, Head, Soltn, 3-3, 3-5  
Pump, Soltn, Ele, 24vdc, 3-3, 3-5



## R

Rail, Adj, Slide, Seat, 11.5l, W/ Latch, 2-11  
 Rail, Adj, Slide, Seat, 11.5l, 2-11  
 Relay, 24vdc, 100a, Sp N/O [White], 2-61  
 Retainer, Skirt, 650mm, 2-23  
 Retainer, Skirt, 800mm, 2-25  
 Retainer, Spring, 2-27, 2-29  
 Retainer, Sqge, Lh, 2-29  
 Retainer, Sqge, Rh, 2-27  
 Retainer, Sqge, 2-41  
 Ring, Brushholder, 4-5  
 Ring, Retaining, Ext, 0.59d, Basic, 2-37, 2-39  
 Ring, Retaining, Ext, 1.00D, Basic, 2-7, 2-9  
 Rivet, Blind, .125d X 0.38 X .25d, Alm, 3-3  
 Rivet, Blind, .154d X 0.55 X .38d, Ss, 3-5  
 Rivet, Blind, .156d X 0.55 X .38d, Ss, 2-47  
 Rivet, Plstc, .181d X 0.720, 2-15  
 Rod, Thrd, Full, .25-20 01.0l, 2-61  
 Roller, Pyu, 1.88d 0.53b 3.05l (800cyl. Scrubhead), 2-9

## S

Screw, Btn, M8 X 1.25 X 25, 10.9, Blk, 2-47  
 Screw, Btn, M8 X 1.25 X 25, 2-43  
 Screw, Flt, M10 X 1.5 X 20, 10.9, NI, 2-37, 2-39  
 Screw, Flt, M10 X 1.5 X 20, Ss, 18-8, 2-41  
 Screw, Flt, M8 X 1.25 X 20, Blk, 2-43  
 Screw, Flt, M8 X 1.25 X 20, Ss 18-8, 2-37, 2-39, 2-41  
 Screw, Hex, .25-20 X 0.50, NI, 2-61  
 Screw, Hex, .50-13 X 5.50, G5, 2-41  
 Screw, Hex, M10 X 1.5 X 20, Ss, 2-53  
 Screw, Hex, M10 X 1.5 X 25, Ss, NI, 2-21  
 Screw, Hex, M10 X 1.5 X 25, Ss, 2-21, 2-33, 2-35  
 Screw, Hex, M10 X 1.5 X 60, Ss, 2-13, 2-51, 2-53  
 Screw, Hex, M10 X 1.5 X 90, Ss, 2-21, 2-31  
 Screw, Hex, M12 X 1.75 X 120, 8.8, 2-51, 2-53  
 Screw, Hex, M4 X 0.7 16 Fmg, Ss, 2-23, 2-25, 3-3  
 Screw, Hex, M4 X 0.7 X 6, 8.8, 3-7  
 Screw, Hex, M5 X 0.8 X 12, Ss, 2-33, 2-35  
 Screw, Hex, M5 X 0.8 X 16, Ss, 2-59  
 Screw, Hex, M6 X 1.0 X 16, Fmg, 2-17  
 Screw, Hex, M6 X 1.0 X 16, Ss, NI, 2-33, 2-35, 2-37, 2-39  
 Screw, Hex, M6 X 1.0 X 16, Ss, 2-7, 2-9  
 Screw, Hex, M6 X 1.0 X 20, Ss (800cyl. Scrubhead), 2-9  
 Screw, Hex, M6 X 1.0 X 20, Ss, 2-7, 2-9, 2-45, 2-61  
 Screw, Hex, M8 X 1.25 X 16, Ss, NI, 2-39  
 Screw, Hex, M8 X 1.25 X 16, Ss, 2-23, 2-25, 2-43, 2-47  
 Screw, Hex, M8 X 1.25 X 180, Ss, 2-37, 2-39  
 Screw, Hex, M8 X 1.25 X 20, Ss, NI, 2-33, 2-35, 2-37, 2-39, 2-41

Screw, Hex, M8 X 1.25 X 20, Ss, 2-9, 2-11, 2-13, 2-19, 2-23, 2-25, 2-43, 2-45, 2-47, 2-49, 2-53, 2-59, 2-61, 3-3, 3-5, 3-8, 3-9, 3-10, 3-11  
 Screw, Hex, M8 X 1.25 X 25, Ss (Disk Brush), 2-17  
 Screw, Hex, M8 X 1.25 X 25, Ss, 2-7, 2-15, 2-43  
 Screw, Hex, M8 X 1.25 X 30, Ss, 2-23, 2-25, 2-55, 2-57  
 Screw, Hex, M8 X 1.25 X 35, Ss, Fl, 2-11, 2-61  
 Screw, Hex, M8 X 1.25 X 40, Ss (Cylindrical Brush), 2-17  
 Screw, Hex, M8 X 1.25 X 45, Ss, 2-27, 2-29  
 Screw, Hex, M8 X 1.25 X 50, Ss, Fl, 2-33, 2-35  
 Screw, Hex, M8 X 1.25 X 50, Ss, 2-27, 2-29, 2-37, 2-39  
 Screw, Hex, M8 X 1.25 X 55, Ss, 2-27, 2-29  
 Screw, Hex, M8 X 1.25 X 60, Ss, 2-43  
 Screw, Mount, Wheel, 4-5  
 Screw, Pan, .31-18 X 0.75, 2, 2-11  
 Screw, Pan, #06-32 X 0.38, Phl Ss Shtmtl, 2-59  
 Screw, Pan, #06-32 X 1.00, 1, 2-61  
 Screw, Pan, #10-14 X 0.75, F/Plstc, 2-3, 2-5, 3-12  
 Screw, Pan, M3 X 0.5 X 12, 4.8, 2-61  
 Screw, Pan, M3 X 0.5 X 20, 4.8, 2-59, 2-61  
 Screw, Pan, M4 X 0.7 X 8, Ss, 2-43  
 Screw, Pan, M4 X 0.7 X 10, Ss, 2-47  
 Screw, Pan, M5 X 16, F/Plstc, 2-45  
 Screw, Pan, M6 X 1.0 X 12, Ss, NI, 3-7  
 Screw, Pan, M6 X 1.0 X 12, Ss, 2-23, 2-25  
 Screw, Pan, M6 X 1.0 X 16, Ss, 2-45  
 Screw, Pan, M6 X 1.0 X 35, Ss, 2-3, 2-5  
 Screw, Set, #08-32 X 0.25, NI, 2-37, 2-39  
 Screw, Set, M6 X 1.0 X 30, Ss, 2-23, 2-25  
 Screw, Set, M8 X 1.25 X 8, Cuppt, Ss, NI, 2-13  
 Screw, Trs, .25-20 X 3.00, Phl, Ss, 2-45  
 Screw, Trs, M4 X 0.70 X 12, Phl, Pl, 3-5  
 Seal, Afmkt, Bulb, Clsd Cell, Adh, 8ft, 1-1, 2-43, 2-47  
 Seal, Cover, Recvy, 1-1, 2-45  
 Seal, Cut, 2-59  
 Seal, Fan, 2-45  
 Seal, Rbr, Clsd, 0.25th, 5.8d 03.3h, 4-3  
 Seal, Rbr, 2-11, 3-3, 3-5  
 Seal, Ring [Amer], 4-5  
 Seal, Strip, Adh, 2-59  
 Seal, Ure, 0.24, 03.3w 04.5l Adh, Tnv, 3-7  
 Seal, Wire, 14ga [Wp / Mp280 Sealed], 4-5  
 Seal, Wire, 14ga, 2-17  
 Seat, Std, 2-11  
 Sensor, Level, Liquid, 14vdc 01a .62-11, 2-47  
 Sensor, Level, Liquid, 14vdc, 2-43  
 Sensor, Position [Hall], 2-19  
 Shaft, Drive, Brush, 2-23, 2-25  
 Shaft, Drive, 2-37, 2-39  
 Shaft, Idler Plug, 2-37, 2-39  
 Shaft, Steering, Wheel, 2-13  
 Shaft, Steering, 4-6  
 Shell, Fan, 4-3

Skirt, Spray, 650mm, 1-1, 2-23  
 Skirt, Spray, 800mm, 1-1, 2-25  
 Skirt, Tray, Debris [70cm], 2-33  
 Skirt, Tray, Debris [80cm], 2-35  
 Sleeve, Afmkt, Nyl, #13, 3ft, 2-17  
 Sleeve, P/, 0.49D 0.318B 0.50L 430Ss, 2-23, 2-25  
 Sleeve, P/M, 0.25b 0.38d 0.2l [430ss], 2-45  
 Sleeve, P/M, 0.25b 0.38d 0.3l, Pl, 2-45  
 Sleeve, P/M, 0.375d 0.250b 0.16l 430ss, 2-45  
 Sleeve, P/M, 0.437d 0.318b 0.57l 430ss, 2-11  
 Sleeve, P/M, 0.496d 0.318b 0.31l 430ss, 2-43, 2-47  
 Sleeve, P/M, 0.496d 0.318b 0.50l 430ss, 2-55, 2-57  
 Sleeve, P/M, 0.496d 0.318b 1.375 Ss, 2-27, 2-29  
 Sleeve, P/M, 0.625d 0.318b 1.00 L 430ss, 2-27, 2-29  
 Sleeve, P/M, 18.5d 10.5b 34l 430 Ss, 2-21, 2-31  
 Sleeve, Rbr, 4-5  
 Spacer, 0.25b 0.88d 0.50l, 2-45  
 Spacer, Battery Foam, 3-8, 3-10  
 Spacer, Seal, Tank, 2-43  
 Spacer, 4-3  
 Spring Kit, Ext. 1pc = 2 Springs, 2-19  
 Spring, Brg, Motor, Vacfan, 4-3  
 Spring, Cmpr, 0.70od, 01.7l, 2-53  
 Spring, Cmpr, 0.85od .08wir 2.0l, 2-43  
 Spring, Cmpr, 20mm D X 44mm L, 2-51  
 Spring, Extn, 0.50od X 0.04wir, 4.0l, 3-3, 3-5  
 Spring, Extn, 0.62od X 0.08wir, 3.0l, 2-41  
 Spring, Extn, 0.75od X 0.11wir, 4.5l, 2-51  
 Spring, Extn, 0.50od 0.07wir 03.0l, 2-19  
 Spring, Extn, 0.75od 0.11wir 04.5l, 2-53  
 Spring, Lift, Head, Scb, 2-21, 2-31  
 Spring, Retaining, Brush, 2-3, 2-5  
 Spring, Tors, 0.49id .05wir 05.0coil, 2-11  
 Spring, Tors, 2-27, 2-29  
 Sprocket, 48t, 5p, 2-37, 2-39  
 Sprocket, Timing, 22tooth, 0.50b, [Gt/2], 2-37, 2-39  
 Sprocket, 4-6  
 Squeegee Assy, Side [Linatex], 1-1  
 Squeegee Assy, Side, 1-1, 2-41  
 Squeegee Kit, 650mm, Ci [T7/Ssr], 2-55  
 Squeegee Kit, 800mm, Ci [T7/Ssr], 2-57  
 Squeegee Kit, Oil-Rstn, 700mm, 1-1, 2-55  
 Squeegee Kit, Oil-Rstn, 800mm, 1-1, 2-57  
 Squeegee Kit, Tile, 700mm, 1-1, 2-55  
 Squeegee Kit, Tile, 800mm, 1-1, 2-57  
 Stabilizer Wldt (700cyl. Scrubhead), 2-9  
 Stabilizer Wldt, W/ Rlr (800cyl. Scrubhead), 2-9  
 Stabilizer Wldt, 2-7  
 Steer-Control Assy, Wheel Drive (See Breakdown), 2-17  
 Steer-Control Assy, Wheel Drive, 4-6  
 Strainer, Soltn, 80mesh Cyl 1.3d 3.5l, 2-47  
 Strap Assy, Sqge, 700mm, 2-55  
 Strap Assy, Sqge, 800mm, 2-57  
 Strap, Drain Cap, 1-1, 2-49

## CROSS REFERENCE

Strap, Nyl, 2-17  
Strap, Static, .19 1.1w 25.0l W/ Grommet, 2-9  
Strap, Static, 2-7  
Strip, Pye, Hi-dns, 0.25 01.75w 05.6l, 2-37, 2-39  
Support Wldt, Actuator (For Cylindrical Scrub Head), 2-61  
Support Wldt, Actuator (For Disk Scrub Head), 2-61  
Support Wldt, Sqge, Lh, 2-29  
Support Wldt, Sqge, Rh, 2-27  
Support Wldt, Steering, 2-13  
Support, Circuitboard, 2-59  
Support, Frame, Sqge, 2-53  
Switch, Horn, 2-15  
Switch, Key, 2-15  
Switch, Rocker, 24vdc Spst, Paddle, 2-15  
Switch, Rocker, 250vac 15a Spst On/Off, 3-12  
Switch, Safety, Shutoff, 2-15  
Switch, Seat, No, 2-11  
Switch, Snap Actn, 250vac 16a Rlr, 2-61

### T

Tank, Recvy [Europe], 2-43  
Tank, Soltn, Cylrcr, Hg, Afmkt, Ce[T7] (Cylindrical Scrub Head), 2-47  
Tank, Soltn, Disk, Hg, Afmkt, Ce[T7] (Disk Scrub Head), 2-47  
Terminal, Fem, 10/12ga [Mp630 P2s], 4-3  
Terminal, Fem, 20/22ga, 2-17  
Terminal, Fem, Mp280, Sealed, 22-20ga, 4-5  
Tie, Cable, Nyl, 11.0L, .14W, 3.0 Max. D (Cylindrical Scrub Head), 2-47  
Tie, Cable, Nyl, 11.4l .19w 3.0 Max D, 2-9, 2-17  
Tire Assy, Solid, 250mmx80mm, 25mm Id, 2-7, 2-9  
Tire, Solid, 250mm X 90mm Gray, Pyu, 4-5  
Tire, Solid, 250mm X 90mm Red, 4-5  
Tube Assy, Bar, Spray [70cm], 2-33  
Tube Assy, Bar, Spray [80cm], 2-35  
Tube, 0.81d 0.59b 00.5l, 2-37, 2-39

### U

U Joint, 19mm Id, 2-13

### V

Valve, Air Vent, Float Type, 3-3, 3-5  
Valve, Check, 0002psi [Fast li+], 4-7  
Valve, Check, 0005psi [Fast li+], 4-7  
Valve, Check, 0005psi Bm06/Bm06, 3-5  
Valve, Check, 0015Psi Bm06/Bm06, 3-3, 3-5  
Valve, Check, Bm04/Pm04, 2psi, 3-3, 3-5  
Valve, Check, Bm06/Bm06, 5psi, 3-3  
Valve, Water, Solenoid, 24vdc, 10bm/10bm, 2-23, 2-25, 2-33, 2-35

### W

Washer, Belleville, .31, 2-23, 2-25  
Washer, Flat, #06, 2-61  
Washer, Flat, #10, 2-17, 2-45  
Washer, Flat, 0.12b 0.38d .03, Stil, Pl, 3-3  
Washer, Flat, 0.12b 0.38d .03, Stil, Pl, 3-5  
Washer, Flat, 0.14b 0.31d, Nyl, 2-59  
Washer, Flat, 0.17b 0.38d .04, Ss, 2-47  
Washer, Flat, 0.21b 0.45d .03, Ss, 3-5  
Washer, Flat, 0.25 Ss, 2-3, 2-5, 2-7, 2-9, 2-45, 2-59, 2-61  
Washer, Flat, 0.25 Std, 2-61  
Washer, Flat, 0.25, Ss (800cyl. Scrubhead), 2-9  
Washer, Flat, 0.25, Ss, 2-33, 2-35, 2-37, 2-39, 2-45  
Washer, Flat, 0.27b 0.69d .05, Ss, 3-7  
Washer, Flat, 0.28b 0.88d .12, Ss, 2-45  
Washer, Flat, 0.31 Fender, 3-3  
Washer, Flat, 0.31 Sae, 2-13, 2-61  
Washer, Flat, 0.31 Ss, 2-7, 2-9, 2-11, 2-15, 2-17, 2-23, 2-25, 2-43, 2-47, 2-59, 2-61, 3-3  
Washer, Flat, 0.31 Std, 2-11  
Washer, Flat, 0.31, Fendr, 3-5  
Washer, Flat, 0.31, Ss, 2-33, 2-35, 2-37, 2-39, 2-41, 3-5  
Washer, Flat, 0.321b 1.00d .12, Ss, 2-7, 2-11, 2-23, 2-25, 2-43, 2-45, 2-47, 2-61, 3-8, 3-9, 3-10, 3-11  
Washer, Flat, 0.33b 1.38d .075, Ss, 2-27, 2-29  
Washer, Flat, 0.35b 0.75d .04, Ss, 2-23, 2-25, 2-55, 2-57  
Washer, Flat, 0.35b 0.75d .04, Ss, 2-33, 2-35, 2-37, 2-39  
Washer, Flat, 0.38b 0.88d .12, Stil, Pl, 2-11  
Washer, Flat, 0.38b 0.88d .08, Ss, 2-19, 2-53  
Washer, Flat, 0.44b 0.88d .06, Nyl, 2-11  
Washer, Flat, 0.44b 1.00 .08, Ss, 2-13, 2-21, 2-31, 2-51  
Washer, Flat, 0.44b 1.00d .08, Ss, 2-33, 2-35, 2-53  
Washer, Flat, 0.52b 0.75d .06, Stil, Blk, 2-43, 2-47  
Washer, Flat, 0.53b 1.12d .11, Stil, Pl, 2-13  
Washer, Flat, 0.53b 2.13d .11, Stil, Pl, 2-21, 2-31  
Washer, Flat, 0.56b 1.38d .11, Ss, 2-51  
Washer, Flat, 0.56b 1.38d .11, Ss (800cyl. Scrubhead), 2-9  
Washer, Flat, 0.56b 1.38d .11, Ss, 2-53  
Washer, Flat, 0.69b 1.50d .05, Ss, 2-43  
Washer, Flat, 08, 3-7  
Washer, Flat, M12, Ss, 2-41  
Washer, Lock, Int, .25, Ss, 2-7, 2-9  
Washer, Lock, Int, .31, 2-61  
Washer, Lock, Int, #04, 2-61  
Washer, Lock, Int, #10, Ss, 2-61  
Washer, Lock, Int, 0.25, 2-59, 2-61  
Washer, Lock, Int, 0.31, Ss, 2-33, 2-35, 2-37, 2-39  
Washer, Lock, Int, 08, 3-7  
Washer, Lock, Int, M6, Ss, 2-45  
Washer, Lock, Int-Ext, 0.31, 2-19, 2-59, 2-61  
Washer, Lock, Int-ext, 0.38, 2-13  
Washer, Sealing, 0.28b 0.75d Ss/Neo, 2-59  
Washer, Thrust, 0.61b 1.25d .06, Fgl, 2-41  
Washer, 4-3  
Wheel, Bmpr, 80d X 25w, Non-Marking, 1-1, 2-55, 2-57  
Wheel, Bumper, 80d X 25w, Non-Marking, 2-23, 2-25  
Wheel, Steering, 300mm, 2-13  
Wire Assy Connector Batt Sb175r, 3-8  
Wire Assy Connector Sb175r, 3-8, 3-9, 3-10, 3-11  
Washer, Flat, 0.25 Ss, 2-3, 2-5, 2-7, 2-9, 2-45, 2-59, 2-61  
Washer, Flat, 0.25 Std, 2-61  
Washer, Flat, 0.25, Ss (800cyl. Scrubhead), 2-9  
Washer, Flat, 0.25, Ss, 2-33, 2-35, 2-37, 2-39, 2-45  
Washer, Flat, 0.27b 0.69d .05, Ss, 3-7  
Washer, Flat, 0.28b 0.88d .12, Ss, 2-45  
Washer, Flat, 0.31 Fender, 3-3  
Washer, Flat, 0.31 Sae, 2-13, 2-61  
Washer, Flat, 0.31 Ss, 2-7, 2-9, 2-11, 2-15, 2-17, 2-23, 2-25, 2-43, 2-47, 2-59, 2-61, 3-3  
Washer, Flat, 0.31 Std, 2-11  
Washer, Flat, 0.31, Fendr, 3-5  
Washer, Flat, 0.31, Ss, 2-33, 2-35, 2-37, 2-39, 2-41, 3-5  
Washer, Flat, 0.321b 1.00d .12, Ss, 2-7, 2-11, 2-23, 2-25, 2-43, 2-45, 2-47, 2-61, 3-8, 3-9, 3-10, 3-11  
Washer, Flat, 0.33b 1.38d .075, Ss, 2-27, 2-29  
Washer, Flat, 0.35b 0.75d .04, Ss, 2-23, 2-25, 2-55, 2-57  
Washer, Flat, 0.35b 0.75d .04, Ss, 2-33, 2-35, 2-37, 2-39  
Washer, Flat, 0.38b 0.88d .12, Viton (Repl By 9001488), 3-3  
Washer, Flat, 0.35b 0.75d .04, Ss, 2-23, 2-25, 2-55, 2-57  
Washer, Flat, 0.35b 0.75d .04, Ss, 2-33, 2-35, 2-37, 2-39  
Washer, Flat, 0.38b 0.88d .12, Stil, Pl, 2-11  
Washer, Flat, 0.38b 0.88d .08, Ss, 2-19, 2-53  
Washer, Flat, 0.44b 0.88d .06, Nyl, 2-11  
Washer, Flat, 0.44b 1.00 .08, Ss, 2-13, 2-21, 2-31, 2-51  
Washer, Flat, 0.44b 1.00d .08, Ss, 2-33, 2-35, 2-53  
Washer, Flat, 0.52b 0.75d .06, Stil, Blk, 2-43, 2-47  
Washer, Flat, 0.53b 1.12d .11, Stil, Pl, 2-13  
Washer, Flat, 0.53b 2.13d .11, Stil, Pl, 2-21, 2-31  
Washer, Flat, 0.56b 1.38d .11, Ss, 2-51  
Washer, Flat, 0.56b 1.38d .11, Ss (800cyl. Scrubhead), 2-9  
Washer, Flat, 0.56b 1.38d .11, Ss, 2-53  
Washer, Flat, 0.69b 1.50d .05, Ss, 2-43  
Washer, Flat, 08, 3-7  
Washer, Flat, M12, Ss, 2-41  
Washer, Lock, Int, .25, Ss, 2-7, 2-9  
Washer, Lock, Int, .31, 2-61  
Washer, Lock, Int, #04, 2-61  
Washer, Lock, Int, #10, Ss, 2-61  
Washer, Lock, Int, 0.25, 2-59, 2-61  
Washer, Lock, Int, 0.31, Ss, 2-33, 2-35, 2-37, 2-39  
Washer, Lock, Int, 08, 3-7  
Washer, Lock, Int, M6, Ss, 2-45  
Washer, Lock, Int-Ext, 0.31, 2-19, 2-59, 2-61

Washer, Lock, Int, 0.31, Ss, 2-33, 2-35,  
2-37, 2-39  
Washer, Lock, Int, 08, 3-7  
Washer, Lock, Int, M6, Ss, 2-45  
Washer, Lock, Int-Ext, 0.31, 2-19, 2-59,  
2-61  
Washer, Lock, Int-ext, 0.38, 2-13  
Washer, Orifice, 0.007id, Red, 3-5  
Washer, Sealing, 0.28b 0.75d Ss/Neo,  
2-59  
Washer, Thrust, 0.61b 1.25d .06, Fgl, 2-41  
Washer, 4-3  
Wheel, Bmpr, 80d X 25w, Non-Marking,  
1-1, 2-55, 2-57  
Wheel, Bumper, 80d X 25w, Non-Marking,  
2-23, 2-25  
Wheel, Steering, 300mm, 2-13  
Wire Assy Connector Batt Sb175r, 3-8  
Wire Assy Connector Sb175r, 3-8, 3-9,  
3-10, 3-11

