




T3

Parts Manual



(S/N T3xxx12000-)

FaST
Foam Scrubbing Technology

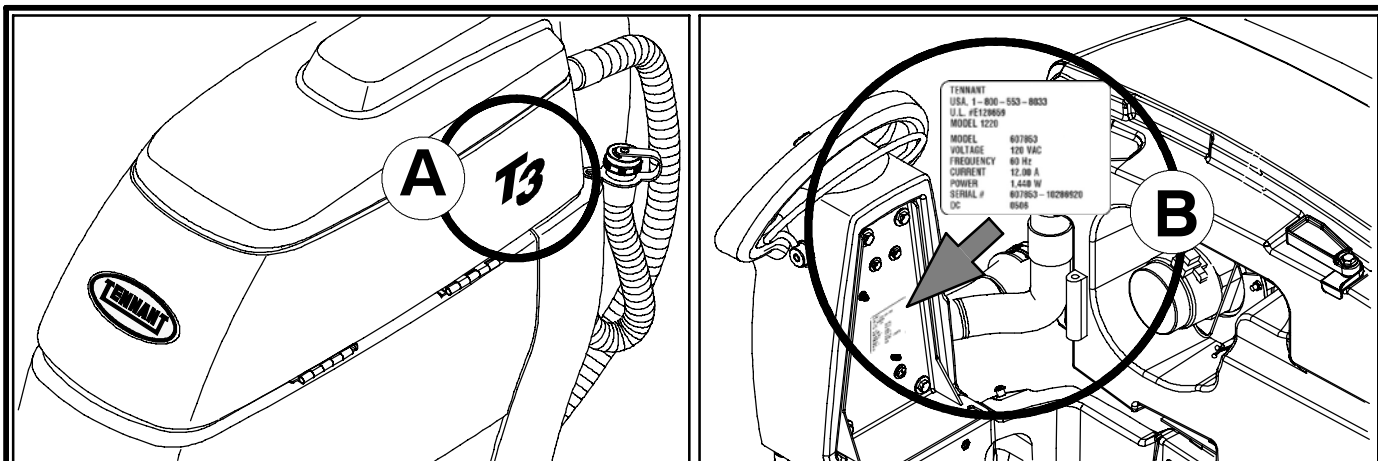
eC H₂OTM
ELECTRICALLY CONVERTED WATER



www.tennantco.com

9004168
Rev. 02 (09-2008)





Ref	Part No.	Serial Number	Description	Qty.
1	82681	(000000 -)	Bracket W/dt, Lpg Mount	1
2	63810	(000000 -)	Ch Assy, Lpg Tank Mtg, W/Nut	4
3	51839	(000000 -)	at Adjustable, Lpg Tank Mtg	2
4	49263	(000000 -)	Tie, Cable	3
5	82556	(000000 - 001039)	Bracket, Vaporizer	1
6	54930	(000000 -)	Vaporizer, LPG	1

HOW TO ORDER PARTS - See diagram above

Only use TENNANT Company supplied or equivalent parts. Parts and supplies may be ordered online, by phone, by fax or by mail.

Follow the steps below to ensure prompt delivery.

1. **(A)** Identify the machine model.
2. **(B)** Identify the machine serial number from the data label.
3. **(C)** Ensure the proper serial number is used from the parts list.
4. Identify the part number and quantity.
Do not order by page or reference numbers.
5. Provide your name, company name, customer ID number, billing and shipping address, phone number and purchase order number.
6. Provide detail shipping instructions.

(D) ▽ - identifies an assembly
(D) ▲ - identifies parts included in assembly
(E) ● - identifies a recommended stock item

EN

Please fill out at time of installation for future reference.

Model No. - _____

Serial No. - _____

Machine Options - _____

Sales Rep. - _____

Sales Rep. phone no. - _____

Customer ID Number - _____

Installation Date - _____

Tennant N.V.
 Industrielaan 6 5405 AB
 P.O. Box 6 5400 AA Uden-The Netherlands
 europe@tennantco.com
 www.tennantco.com

Specifications and parts are subject to change without notice.

Copyright © 2008 TENNANT Company, Printed in U.S.A.

BG	<p>КАК ДА ПОРЪЧВАМЕ ЧАСТИ - Вижте схемата по-горе</p> <p>Използвайте само части, доставени от TENNANT или техни еквиваленти. Частите и доставките могат да се поръчат онлайн, по телефон, факс или по пощата.</p> <p>Следвайте долупосочените стъпки, за да си осигурите бърза и точна доставка.</p> <ol style="list-style-type: none"> (A) Посочете модела на машината. (B) Посочете серийния номер на машината от табелката с техническите данни. (C) Уверете се, че сте използвали точния серийен номер от списъка с части. Посочва номера на частта и количеството. Не поръчвайте части според страницата или референтните номера. Посочете своето име, наименованието на фирмата, клиентския номер, адреса за получаване на сметката и доставката, тел.номер и номера на поръчката. Посочете подробни инструкции за доставката. <hr/> <p>(D) ▽ - посочва начин на монтаж ▲ - посочва частите, включени в монтажа (E) ● - посочва препоръчителен артикул</p>	<p>Моля, попълнете по време на монтажа за бъдеща справка.</p> <p>Модел Э - _____</p> <p>Серийн Э - _____</p> <p>Опции на машината - _____</p> <p>Търговски представител - _____</p> <p>Тел. Э на търг. представител - _____</p> <p>Клиентски Э - _____</p> <p>Дата на монтаж - _____</p>
-----------	--	---

CN	<p>如何订购部件 - 参见下表</p> <p>仅使用 TENNANT 公司提供的或同等部件。部件和供应可以在线订购，通过电话、传真或邮件订购。</p> <p>请遵循下面的步骤确保及时交付。</p> <ol style="list-style-type: none"> (A) 确定机器型号。 (B) 从数据标签确定机器序列号。 (C) 确保使用部件列表中的正确序列号。 确定部件号和数量。 不要按页面或参考编号订购。 提供您的姓名、公司名称、客户 ID 号、付帐和送货地址、电话号码和采购单编号。 提供详细的送货说明。 <hr/> <p>(D) ▽ - 确定组件 ▲ - 确定组件中包含的组件 (E) ● - 确定建议的库存项</p>	<p>请在安装时填写供未来参考。</p> <p>型号 - _____</p> <p>序列号 - _____</p> <p>机器选项 - _____</p> <p>销售代表 - _____</p> <p>销售代表电话号码 - _____</p> <p>客户 ID 编号 - _____</p> <p>安装日期 - _____</p>
-----------	--	--

CZ	<p>OBJEDNÁVÁNÍ DÍLŮ - Viz schéma výše.</p> <p>Používejte pouze díly dodané společností TENNANT Company nebo jim odpovídající. Díly a materiál lze objednat online, telefonem, faxem nebo poštou.</p> <p>Aby bylo zajištěno rychlé dodání, postupujte podle kroků uvedených níže.</p> <ol style="list-style-type: none"> (A) Zjistěte model stroje. (B) Zjistěte sériové číslo stroje z výrobního štítku. (C) Použijte správné sériové číslo ze seznamu dílů. Určete číslo a množství dílů. Neobjednávejte podle stran nebo referenčních čísel. Uveďte jméno, název společnosti, číslo ID zákazníka, fakturační a dodací adresu, telefonní číslo a číslo objednávky. Uveďte podrobné pokyny pro dodání. <hr/> <p>(D) ▽ - označuje sestavu ▲ - označuje díly v sestavě (E) ● - označuje doporučené díly do zásoby</p>	<p>Vyplňte během sestavování pro budoucí potřebu.</p> <p>Číslo modelu - _____</p> <p>Sériové číslo - _____</p> <p>Doplňky zařízení - _____</p> <p>Obchodní zástupce - _____</p> <p>Tel. č. obchodního zástupce - _____</p> <p>Číslo ID zákazníka - _____</p> <p>Datum instalace - _____</p>
-----------	---	--

DE	<p>BESTELLEN VON ERSATZTEILEN - Siehe oben stehendes Diagramm.</p> <p>Verwenden Sie nur von TENNANT gelieferte oder gleichwertige Ersatzteile. Ersatz- und Verschleißteile können online, telefonisch, per Fax oder per E-Mail bestellt werden.</p> <p>Befolgen Sie für eine umgehende Lieferung die folgenden Schritte.</p> <ol style="list-style-type: none"> (A) Geben Sie das Modell der Maschine an. (B) Geben Sie die Seriennummer der Maschine an (auf dem Datenaufkleber). (C) Achten Sie darauf, dass die richtigen Seriennummer aus der Ersatzteilliste verwendet wird. Geben Sie die Ersatzteilnummer und die Menge an. Bestellen Sie nicht nach Seitenzahl oder Referenznummern. Geben Sie Ihren Namen, den Firmennamen, die Kundennummer, die Rechnungs- und Lieferadresse, die Telefonnummer und die Einkaufsauftragsnummer an. Erteilen Sie genaue Versandanweisungen. <hr/> <p>(D) ▽ - steht für eine Einheit ▲ - steht für Einzelteile einer Einheit (E) ● - steht für einen empfohlenen Vorratsartikel</p>	<p>Bitte bei der Inbetriebnahme als Referenzangabe ausfüllen.</p> <p>Modellnr. - _____</p> <p>Seriennr. - _____</p> <p>Maschinenoptionen - _____</p> <p>Verkäufer - _____</p> <p>Telefonnummer des Verkäufers - _____</p> <p>Kundennummer - _____</p> <p>Installationsdatum - _____</p>
-----------	--	--

DK	<p>BESTILLING AF RESERVEDELE - Se ovenstående tabel.</p> <p>Brug kun reservedele, der er fremstillet af TENNANT, eller dele af tilsvarende kvalitet. Reservedele og tilbehør kan bestilles online, pr. telefon, pr. fax eller pr. brev.</p> <p>Følg nedenstående trin for at sikre hurtig levering.</p> <ol style="list-style-type: none"> (A) Identificér maskinmodellen. (B) Identificér maskinens serienummer på datamærkatet. (C) Kontrollér, at det rigtige serienummer bruges i reservedelslisten. Identificér reservedelsnummeret og antallet. Bestil ikke efter side- eller referencenumre. Angiv dit navn, firmanavn, kunde-id-nummer, faktureringsadresse og leveringsadresse, telefonnummer og indkøbsordrenummer. Angiv detaljerede instruktioner til forsendelse. <hr/> <p>(D) ▽ - identificerer en enhed ▲ - identificerer reservedele i en enhed</p> <p>(E) ● - identificerer en anbefalet lagerkomponent</p>	<p>Udfyld venligst på installationstidspunktet til fremtidig brug.</p> <p>Modelnr. - _____</p> <p>Serienr. - _____</p> <p>Maskineks-traudstyr - _____</p> <p>Salgskonsulent. - _____</p> <p>Salgskonsulentens tif. - _____</p> <p>Kunde-id-nr. - _____</p> <p>Installationsdato - _____</p>
-----------	---	--

EE	<p>KUIDAS VARUOSI TELLIDA - Vaadale alltoodud joonist.</p> <p>Kasutage ainult TENNANT Company poolt tarnitud või samaväärseid varuosi. Varuosi ja tarvikuid võib tellida Internetist, telefoni, faksi või posti teel.</p> <p>Kiire ko haletoimetamise tagamiseks järgige järgmisi juhiseid.</p> <ol style="list-style-type: none"> (A) Märkige masina mudel. (B) Märkige andmesildil olev masina seerianumber. (C) Veenduge, et olete valinud varuosade loendist õige seerianumbri. Märkige varuosa number ja kogus. Ärge tellige lehekülje- või viitenumbri alusel. Märkige oma nimi, ettevõtte nimi, kliendinumbr, arve- ja saatmisaadress, telefoninumber ja ostutellimuse number. Lisage täpsed saatmisjuhised. <hr/> <p>(D) ▽ - tähistab komplekti ▲ - tähistab komplektis olevaid osi</p> <p>(E) ● - tähistab soovitatavat laodetaali</p>	<p>Palun täitke paigaldamise ajal edaspidiseks viitamiseks.</p> <p>Mudeli nr - _____</p> <p>Seerianr - _____</p> <p>Masina valikulised detailid - _____</p> <p>Müügiesindus - _____</p> <p>Müügiesinduse telefoninumber - _____</p> <p>Kliendi number - _____</p> <p>Paigaldamise kuupäev - _____</p>
-----------	--	--

ES	<p>CÓMO SOLICITAR PIEZAS - Consulte el diagrama anterior.</p> <p>Utilice sólo las piezas suministradas por TENNANT Company o piezas equivalentes. Puede solicitar las piezas a través de internet, por teléfono, por fax o por correo.</p> <p>Siga los siguientes pasos para que la entrega sea rápida.</p> <ol style="list-style-type: none"> (A) Indique el modelo de máquina. (B) Indique el número de serie de la etiqueta de datos. (C) Asegúrese de que indica el número de serie correcto de la lista de piezas. Indique la cantidad y el número de la pieza. No realice el pedido indicando el número de página o el de referencia. Incluya su nombre, el nombre de la empresa, el ID de cliente, las direcciones de envío y facturación, el número de teléfono y el número del pedido de compra. Facilite instrucciones de envío. <hr/> <p>(D) ▽ - identifica un conjunto ▲ - identifica piezas de un conjunto</p> <p>(E) ● - identifica un artículo que conviene tener en stock</p>	<p>Rellene estos datos cuando realice la instalación para utilizarlos como referencia en el futuro.</p> <p>Nº modelo - _____</p> <p>Nº serie - _____</p> <p>Opciones de la máquina - _____</p> <p>Vendedor - _____</p> <p>Nº teléfono vendedor - _____</p> <p>Nº cliente - _____</p> <p>Fecha de instalación - _____</p>
-----------	--	---

FI	<p>KUINKA VARAOSIA TILATAAN - katso kuvaa yllä.</p> <p>Käytä ainoastaan TENNANTIN toimittamia tai niitä vastaavia varaosia. Voit tilata varaosia ja tarvikkeita internetistä, puhelimitse, faksilla tai sähköpostilla.</p> <p>Noudata seuraavia ohjeita täsmällisen toimituksen varmistamiseksi.</p> <ol style="list-style-type: none"> (A) Katso koneen malli. (B) Katso koneen sarjanumero sen tunnustarrasta. (C) Varmista, että osaluettelosta, että käytät oikeaa sarjanumeroa. Katso osanumero ja kappalemäärä. Älä tilaa ilmoittamalla sivu- tai viitenumeroita. Ilmoita nimesi, yrityksesi nimi, asiakasnumero, laskutus- ja toimitusosoite, puhelinnumero ja ostotilauksen numero. Ilmoita yksityiskohtaiset toimitusosoitteet. <hr/> <p>(D) ▽ - tarkoittaa kokoonpanoa ▲ - tarkoittaa kokoonpanoon sisältyviä osia</p> <p>(E) ● - tarkoittaa osaa, joka olisi suositeltavaa tilata varastoon</p>	<p>Ole hyvä ja täytä ottaessasi koneen käyttöön myöhempiä tarpeita varten.</p> <p>Mallinumero - _____</p> <p>Sarjanumero - _____</p> <p>Koneen lisävarusteet - _____</p> <p>Myyntiedustaja - _____</p> <p>Myyntiedustajan puhelinnumero - _____</p> <p>Asiakasnumero - _____</p> <p>Asennuspäivä - _____</p>
-----------	---	---

FR	<p>COMMENT COMMANDER DES PIÈCES DÉTACHÉES - Voir le schéma ci-dessus.</p> <p>Utilisez uniquement des pièces fournies par la société TENNANT ou équivalentes. Les pièces et fournitures peuvent être commandées en ligne, par téléphone, fax, ou par courrier.</p> <p>Suivez les étapes ci-dessous pour assurer une livraison rapide.</p> <ol style="list-style-type: none"> 1. (A) Identifiez le modèle de la machine. 2. (B) Identifiez le numéro de série de la machine, à partir de l'étiquette signalétique. 3. (C) Assurez-vous que le numéro de série correct est utilisé à partir de la liste de pièces détachées. 4. Identifiez le numéro de pièce et la quantité. Ne commandez pas par page ou numéros de référence. 5. Fournissez votre nom, le nom de votre société, votre numéro d'identification de client, l'adresse de facturation et d'expédition, le numéro de téléphone et le numéro du bon de commande. 6. Fournissez des instructions d'expédition détaillées. <hr/> <p>(D) ▽ - identifie un assemblage ▲ - identifie les pièces composant l'assemblage (E) ● - identifie un article de stock recommandé</p>	<p>A remplir au moment de l'installation à titre de référence.</p> <p>N° du modèle - _____</p> <p>N° de série - _____</p> <p>Options de la machine - _____</p> <p>Agent commercial - _____</p> <p>N° tél. de l'agent commercial - _____</p> <p>Numéro d'identification client - _____</p> <p>Date d'installation - _____</p>
-----------	--	---

GR	<p>ΤΡΟΠΟΣ ΠΑΡΑΓΓΕΛΙΑΣ ΑΝΤΑΛΛΑΚΤΙΚΩΝ - Βλ. παραπάνω διάγραμμα.</p> <p>Χρησιμοποιήστε μόνο ανταλλακτικά παρεχόμενα από την TENNANT Company ή ισοδύναμα. Τα ανταλλακτικά και αναλώσιμα μπορούν να παραγγελθούν online, τηλεφωνικά, με φαξ ή ταχυδρομικά.</p> <p>Ακολουθήστε τα παρακάτω βήματα για να εξασφαλίσετε την έγκαιρη αποστολή τους.</p> <ol style="list-style-type: none"> 1. (A) Βρείτε το μοντέλο μηχανήματος. 2. (B) Βρείτε τον αριθμό σειράς του μηχανήματος από την ετικέτα στοιχείων. 3. (C) Βεβαιωθείτε ότι χρησιμοποιείται ο σωστός αριθμός σειράς από τον κατάλογο ανταλλακτικών. 4. Βρείτε κωδικό ανταλλακτικού και ποσότητα. Μην παραγγέλνετε βάσει σελίδας ή αριθμών αναφοράς. 5. Δώστε το όνομα σας, όνομα εταιρείας, ID (κωδικό) πελάτη, διεύθυνση τιμολόγησης και αποστολής, αριθμό τηλεφώνου και αριθμό εντολής προμήθειας. 6. Δώστε λεπτομερείς πληροφορίες αποστολής. <hr/> <p>(D) ▽ - υποδηλώνει υποσύστημα ▲ - υποδηλώνει τα μέρη που περιλαμβάνονται στο υποσύστημα (E) ● - υποδηλώνει ένα συνιστώμενο στοιχείο αποθήκης</p>	<p>Παρακαλούμε συμπληρώστε κατά την ώρα της εγκατάστασης για μελλοντική αναφορά.</p> <p>Αρ. Μοντέλου - _____</p> <p>Αρ. σειράς - _____</p> <p>Επιλογές Μηχανήματος - _____</p> <p>Εκπ. πωλήσεων - _____</p> <p>Τηλ. εκπροσώπου πωλήσεων - _____</p> <p>Αριθμός πελάτη - _____</p> <p>Ημερομηνία εγκατάστασης - _____</p>
-----------	--	---

HU	<p>HOGYAN RENDELJÜNK ALKATRÉSZEKET - Lásd: fenti diagramm.</p> <p>Kizárólag TENNANT vagy azzal egyenértékű cserealkatrészeket használjon. Az alkatrészeket és anyagokat meg lehet rendelni az Interneten keresztül, vagy telefonon, faxon és e-mailben.</p> <p>A pontos szállítás érdekében kövesse az alábbi lépéseket.</p> <ol style="list-style-type: none"> 1. (A) Adja meg a gép típusát. 2. (B) Az adatcímke alapján adja meg a gép gyártási számát. 3. (C) Ügyeljen arra, hogy a megfelelő gyártási számot válassza ki az alkatrészlistáról. 4. Adja meg a rendelési számot és a mennyiséget. A rendeléshez ne az oldalszámot vagy a hivatkozási számot használja. 5. Adja meg a nevét, a cége nevét, az ügyfélaazonosító számát, a számlázási és szállítási címét, a telefonszámát és a rendelési számot. 6. Adjon részletes szállítási utasításokat. <hr/> <p>(D) ▽ - a jel csomagra utal ▲ - a jel a csomagban található alkatrészekre utal (E) ● - a jel raktárkészleten tartandó cikkekre utal</p>	<p>A későbbi visszakeresések érdekében kérjük, hogy a rovatokat az első üzembehelyezéskor töltsse ki.</p> <p>Típuszám - _____</p> <p>Gyártási szám. - _____</p> <p>A gép felszereltsége - _____</p> <p>Kereskedelmi képviselő - _____</p> <p>Kereskedelmi képviselő telefonszáma - _____</p> <p>Ügyfél azonosító száma - _____</p> <p>Üzembehelyezés dátuma - _____</p>
-----------	--	--

IT	<p>COME ORDINARE LE PARTI - Vedere schema precedente.</p> <p>Utilizzare solo ricambi forniti da TENNANT o equivalenti. Ricambi e forniture possono essere ordinati online, per telefono, via fax o per posta elettronica.</p> <p>Per ottenere una consegna rapida, seguire i passaggi indicati di seguito.</p> <ol style="list-style-type: none"> 1. (A) Identificare il modello della macchina. 2. (B) Identificare il numero di serie della macchina dall'etichetta dei dati. 3. (C) Utilizzare il numero di serie corretto presente nell'elenco delle parti di ricambio. 4. Identificare numero di parte e quantità. Non ordinare per numero di pagina o di riferimento. 5. Fornire nome del contatto, nome della società, numero di ID cliente, indirizzo di fatturazione e di spedizione, numero di telefono e numero di ordine di acquisto. 6. Fornire istruzioni dettagliate per la spedizione. <hr/> <p>(D) ▽ - identifica un gruppo ▲ - identifica parti comprese in un gruppo (E) ● - identifica una parte a scorta consigliata</p>	<p>Compilare il modulo al momento dell'installazione per poterlo consultare in futuro in caso di necessità.</p> <p>N. Modello - _____</p> <p>N. Serie - _____</p> <p>Opzioni della macchina - _____</p> <p>Venditore - _____</p> <p>Tel. venditore - _____</p> <p>Numero ID cliente - _____</p> <p>Data di installazione - _____</p>
-----------	---	---

JP	<p>パーツの発注方法 ? 上記の図を参照してください</p> <p>TENNANT社製のパーツまたは同等品のみをお使いください。 パーツやサブライ品のご注文は、オンライン、電話、FAX、または手紙でお願いいたします。 確実にお届けできるように、以下の情報お知らせください。</p> <ol style="list-style-type: none"> (A) 製品のモデル名をお知らせください。 (B) 製品のデータラベルに印刷されているシリアル番号をお知らせください。 (C) パーツリストを参照して、シリアル番号が正しいか確認ください。 パーツ番号と数量をお知らせください。マニュアル/カタログのページ番号や参照番号でのご注文はご遠慮ください。 お客様のお名前、会社名、顧客ID番号、請求/発送先住所、電話番号、注文書番号をお知らせください。 発送に関するご希望があれば、明記してください。 <hr/> <p>(D) ▽ - アセンブリを示します ▲ - アセンブリに含まれるパーツを示します (E) ● - 当社推薦の在庫用品を示します</p>	<p>後日確認できるように、設置時に記入してください。</p> <p>モデルNo. - _____</p> <p>シリアルNo. - _____</p> <p>製品のオプション - _____</p> <p>販売代理店 - _____</p> <p>販売代理店の電話番号 - _____</p> <p>顧客ID番号 - _____</p> <p>設置日 - _____</p>
-----------	--	---

LT	<p>KAIP UŽSISAKYTI DALIS - žr. diagramą viršuje.</p> <p>Naudokite tik "Tennant" kompanijos tiekiamas arba lygiavertes joms dalis. Dalis galite užsisakyti internetu, telefonu, faksu bei elektroniniu paštu. Kad užsakymas būtų greitai įvykdytas, laikykitės išvardytų taisyklių.</p> <ol style="list-style-type: none"> (A) Nurodykite mašinos modelį. (B) Norodykite mašinos serijos numerį, kurį rasite ant duomenų žymės. (C) Įsitikinkite, kad nurodomas tikslus serijos numeris iš dalių sąrašo. Nurodykite dalies numerį ir reikiamą kiekį. Neužsakinėkite pagal puslapius ar nuorodos numerius. Nurodykite savo vardą, kompanijos pavadinimą, kliento ID numerį, sąskaitos išrašymo ir vežimo adresą, telefono numerį ir pirkimo užsakymo numerį. Nurodykite išsamias gabenimo instrukcijas. <hr/> <p>(D) ▽ - žymi sistemą ▲ - nurodo sistemos dalis (E) ● - nurodo rekomenduotiną dalį</p>	<p>Prašome užpildyti montavimo metu, siekiant gauti informaciją ateityje.</p> <p>Modelio Nr. - _____</p> <p>Serijos Nr. - _____</p> <p>Mašinos versija - _____</p> <p>Komivojažierius - _____</p> <p>Komivojažieriaus tel. nr. - _____</p> <p>Pirkėjo ID numeris - _____</p> <p>Sumontavimo data - _____</p>
-----------	--	---

LV	<p>KĀ PASŪTĪT REZERVES DETALĀS - Skat. diagrammu iepriekš.</p> <p>izmantojiet tikai TENNANT Company piegādātās vai tām līdzvērtīgas rezerves detaļas. Daļas un piegādi var pasūtīt internetā, pa tālruni, pa faksu vai pastu. Lai nodrošinātu savlaicīgu piegādi, sekojiet zemāk aprakstītajiem soļiem.</p> <ol style="list-style-type: none"> (A) Nosakiet mašīnas modeli. (B) Nosakiet mašīnas sērijas numuru uz tehnisko datu uzlīmes. (C) Pārliecinieties, ka tiek uzrakstīts attiecīgais sērijas numurs no detaļu saraksta. Nosakiet detaļas numuru un skaitu. Veicot pasūtījumus neatsaucieties uz lapušu vai norādes numuriem. Uzrakstiet savu vārdu, uzņēmuma nosaukumi, klienta identitātes numuru, adresi rēķina piesūtīšanai un piegādei un pirkuma pasūtījuma numuru. Sniedziet detalizētu informāciju par piegādi. <hr/> <p>(D) ▽ - nosaka ierīci ▲ - nosaka detaļas, kas ir komplektā ar ierīci (E) ● - nosaka ieteicamos priekšmetus glabāšanai krājumā</p>	<p>Veicot uzstādīšanu, lūdzam pierakstīt attiecīgo informāciju izmantošanai turpmāk.</p> <p>Modeļa Nr. - _____</p> <p>Sērijas Nr. - _____</p> <p>Mašīnas opcijas - _____</p> <p>Pārdošanas pārst. - _____</p> <p>Pārdošanas pārst. tālr. Nr. - _____</p> <p>Klienta numurs - _____</p> <p>Uzstādīšanas datums - _____</p>
-----------	--	--

NL	<p>HOE ONDERDELEN TE BESTELLEN - Zie schema hierboven.</p> <p>Gebruik alleen onderdelen die door TENNANT Company zijn geleverd of soortgelijke onderdelen. Onderdelen en voorraden kunnen online, per telefoon, fax of schriftelijk besteld worden. Volg de stappen hieronder om een juiste levering te garanderen.</p> <ol style="list-style-type: none"> (A) Bepaal het machinemodel. (B) Lees het serienummer van de machine af van het gegevenslabel. (C) Zorg dat het juiste serienummer wordt gebruikt uit de onderdelenlijst. Bepaal het artikelnummer en het aantal. Bestel niet aan de hand van pagina's of referentienummers Geef uw naam, bedrijfsnaam, klantnummer, factuur- en leveringsadres, telefoonnummer en bestelnummer op. Geef gedetailleerde leveringsinstructies op. <hr/> <p>(D) ▽ - geeft een eenheid aan ▲ - geeft de onderdelen van de eenheid aan (E) ● - geeft een item aan waarvan wij adviseren dat u dit op voorraad hebt</p>	<p>Vul tijdens installatie de onderstaande gegevens in voor eventueel toekomstig gebruik.</p> <p>Modelnr. - _____</p> <p>Serienr. - _____</p> <p>Machine-opties - _____</p> <p>Verkoopvert. - _____</p> <p>Telnr. verkoopvert. - _____</p> <p>Klantnummer - _____</p> <p>Installatiedatum - _____</p>
-----------	---	--

NO	<p>HVORDAN BESTILLE DELER - Se diagram over.</p> <p>Bruk kun deler levert av TENNANT Company eller ekvivalente deler. Deler og forsyninger kan bestilles online, per telefon, per faks eller per post.</p> <p>Følg trinnene under for å sikre rask levering.</p> <ol style="list-style-type: none"> (A) Angi maskinmodellen. (B) Angi maskinens serienummer fra typeskiltet. (C) Forsikre deg om at korrekt serienummer brukes fra delelisten. Angi delenummer og antall. Bestill ikke ut fra side- eller referansenumre. Angi ditt navn, firmanavn, kunde-ID-nummer, fakturerings- og forsendelsesadresse, telefonnummer og innkjøpsordnummer. Angi detaljerte forsendelsesinstruksjoner. <hr/> <p>(D) ▽ - angir en delegruppe (E) ▲ - angir deler inkludert i en delegruppe (F) ● - angir hvilke lagervarer man bør ha</p>	<p>Fyll ut ved installasjonstidspunkt for fremtidig bruk.</p> <p>Modellnr. - _____</p> <p>Serienr. - _____</p> <p>Maskinens tillegg - _____</p> <p>Salgsrep. - _____</p> <p>Salgsrep. telefonnr. - _____</p> <p>Kunde-ID-nummer - _____</p> <p>Installasjonsdato - _____</p>
-----------	---	---

PL	<p>JAK ZAMAWIAĆ CZĘŚCI - patrz schemat powyżej.</p> <p>Należy używać wyłącznie części dostarczanych przez firmę TENNANT Company lub równoważnych. Części i dostawy mogą być zamawiane online, przez telefon, faksem lub pocztą.</p> <p>Aby zapewnić szybką dostawę, należy przestrzegać następujących wskazówek.</p> <ol style="list-style-type: none"> (A) Określić model maszyny. (B) Określić numer seryjny maszyny znajdujący się na tabliczce znamionowej. (C) Odszukać ten numer seryjny w wykazie części. Określić numer części i ilość. Nie zamawiać na podstawie numeru strony lub liczby porządkowej wykazu. Podać swoje nazwisko, nazwę firmy, numer identyfikacyjny klienta, adres dostawy i dostarczenia rachunku, numer telefonu i numer zamówienia zakupu. Podać dokładne instrukcje dotyczące dostawy. <hr/> <p>(D) ▽ - oznacza zespół (E) ▲ - oznacza część w zespole (F) ● - oznacza zalecany zapas części zamiennych</p>	<p>Prosimy wpisać datę instalacji do późniejszego wykorzystania.</p> <p>Nr modelu - _____</p> <p>Nr seryjny - _____</p> <p>Opcje maszyny - _____</p> <p>Przedst. sprzedaży - _____</p> <p>Nr tel. przedst. sprzed. - _____</p> <p>Nr ident. klienta - _____</p> <p>Data instalacji - _____</p>
-----------	--	---

PT	<p>COMO ENCOMENDAR PEÇAS - Consulte o diagrama acima.</p> <p>Utilize apenas peças fornecidas pela TENNANT Company ou equivalentes. As peças e consumíveis podem ser encomendados online, por telefone, fax ou correio.</p> <p>Siga os passos abaixo para garantir uma entrega rápida.</p> <ol style="list-style-type: none"> (A) Identifique o modelo da máquina. (B) Identifique o número de série da máquina que se encontra na etiqueta de dados. (C) Certifique-se de que usa o número de série correcto da lista de peças. Identifique o número de produto e a quantidade. Não encomende através de números de página ou de referência. Forneça o seu nome, o nome da empresa, o número de ID do cliente, os endereços de faturação e entrega, o número de telefone e o número da nota de encomenda. Forneça instruções de entrega detalhadas. <hr/> <p>(D) ▽ - identifica uma unidade (E) ▲ - identifica peças incluídas numa unidade (F) ● - identifica um artigo de stock recomendado</p>	<p>Preencha na altura da instalação para futura referência.</p> <p>Modelo nº - _____</p> <p>Nº de série - _____</p> <p>Opcões da máquina - _____</p> <p>Vendedor - _____</p> <p>Telefone do vendedor - _____</p> <p>Número de ID do cliente - _____</p> <p>Data de instalação - _____</p>
-----------	--	--

RU	<p>КАК ЗАКАЗАТЬ ЗАПЧАСТИ - См. схему ниже.</p> <p>Используйте только запчасти, поставляемые компанией TENNANT или их аналоги. Запасные части и расходные материалы можно заказать в режиме онлайн, телефоном, факсом или электронной почтой.</p> <p>Для своевременной доставки следуйте описанным ниже инструкциям.</p> <ol style="list-style-type: none"> (A) Укажите модель машины. (B) Укажите серийный номер машины, обозначенный на табличке технических данных. (C) Удостоверьтесь, что надлежащий серийный номер перечислен в списке запчастей. Укажите номер детали и нужное количество. Не используйте номера страниц или ссылки. Укажите свое имя, название компании, идентификационный номер покупателя, расчетный адрес и адрес доставки, телефонный номер и номер заказа на покупку. Укажите подробные сведения о доставке. <hr/> <p>(D) ▽ - означает узел (E) ▲ - обозначает деталь узла (F) ● - обозначает рекомендуемое складское наименование</p>	<p>Во время установки заполните, пожалуйста, эти сведения для того, чтобы ссылаться в дальнейшем.</p> <p>Модель Э - _____</p> <p>Серийный Э - _____</p> <p>Опции машины - _____</p> <p>Торговый представитель - _____</p> <p>Телефон торгового представителя - _____</p> <p>Идент. номер покупателя - _____</p> <p>Дата установки - _____</p>
-----------	---	--

SE	<p>BESTÄLLNING AV RESERVDELAR - Se ovanstående schema.</p> <p>Använd endast delar från Tennant Company eller likvärdiga. Delar och material kan beställas online, telefoniskt, per fax eller post.</p> <p>Följ nedanstående steg för en snabb leverans.</p> <ol style="list-style-type: none"> (A) Identifiera maskinens modell. (B) Identifiera maskinens serienummer på typskylten. (C) Kontrollera att rätt serienummer används från dellistan. Identifiera artikelnumret och mängden. Beställ inte med hjälp av sido- eller referensnummer. Uppge ditt namn, företagets namn, kundens ID-nummer, faktura- och leveransadress, telefonnummer och ordernumret vid inköp. Ge detaljerade transportanvisningar. 	<p>Fyll i vid installation och spar för framtida bruk.</p> <p>Modellnr. - _____</p> <p>Serienr. - _____</p> <p>Tilvalsutrustning - _____</p> <p>Försäljare - _____</p> <p>Försäljarens tel.nr. - _____</p> <p>Kundnummer - _____</p> <p>Installationsdatum - _____</p>
	<p>(D) ▽ - identifierar en modul</p> <p>▲ - identifierar delar som ingår i en modul</p> <p>(E) ● - identifierar en rekommenderad lagerartikel</p>	

SK	<p>POSTUP PRI OBJEDNÁVANÍ ČASTÍ - Pozri vyššie uvedený diagram.</p> <p>Využívajte výhradne dielce dodané spoločnosťou TENNANT, alebo ich ekvivalenty. Dielce a položky je možné objednať online, telefonicky, faxom, alebo poštou.</p> <p>Na zabezpečenie promptného doručenia sa riadte nasledovnými krokmi.</p> <ol style="list-style-type: none"> (A) Identifikujte model stroja. (B) Z etikety s údajmi identifikujte sériové číslo stroja. (C) Ubezpečte sa, že ste zadali správne sériové číslo zo zoznamu dielcov. Identifikujte číslo dielu a množstvo. Neobjednávajte pomocou čísel strán, alebo referenčných čísel. Zadajte Vaše meno, meno spoločnosti, ID číslo zákazníka, fakturačnú a prepravnú adresu, telefónne číslo a objednávacie číslo dielu. Uveďte podrobné prepravné pokyny. 	<p>Vyplňte prosím pri inštalácii pre prípad potreby v budúcnosti.</p> <p>č. modelu - _____</p> <p>Sériové č. - _____</p> <p>Zvláštne príslušenstvo stroja - _____</p> <p>Obchodné zastúpenie - _____</p> <p>Obch. zastúpenie tel. č. - _____</p> <p>ID č. zákazníka - _____</p> <p>Dátum inštalácie - _____</p>
	<p>(D) ▽ - identifikuje sadu</p> <p>▲ - identifikuje časti sady</p> <p>(E) ● - identifikuje odporúčanú skladovú položku</p>	

SL	<p>NAROČANJE NADOMESTNIH DELOV - glejte zgornjo sliko.</p> <p>Uporabljajte samo originalne nadomestne dele Tennant ali enakovredne dele. Dele in potrošni material lahko naročite prek spleta, po telefonu, faksu ali pošti.</p> <p>Za zagotovitev čimbolj hitre dostave sledite spodnjim navodilom.</p> <ol style="list-style-type: none"> (A) Ugotovite model stroja. (B) Na ploščici s podatki poiščite serijsko številko stroja. (C) Poskrbite, da na seznamu nadomestnih delov poiščete pravilno serijsko številko. Poiščite številko dela in potrebno količino. Pri naročilih ne navajajte strani ali referenčne številke. Navedite svoje ime, ime podjetja, ID številko stranke, naslova za dostavo in izdajo računa, telefonsko številko in številko naročila. Navedite podrobna navodila za dostavo. 	<p>Prosimo, da ob vgradnji izpolnite te podatke, da vam bodo v prihodnje na voljo.</p> <p>Št. modela - _____</p> <p>Serijska številka - _____</p> <p>Dodatna oprema stroja - _____</p> <p>Prodajni predstavnik - _____</p> <p>Telefonska št. prodajnega predstavnika - _____</p> <p>Številka stranke - _____</p> <p>Datum vgradnje - _____</p>
	<p>(D) ▽ - označuje sklop</p> <p>▲ - označuje dele sklopa</p> <p>(E) ● - označuje del, za katerega je priporočeno, da ga imate v zalogi</p>	

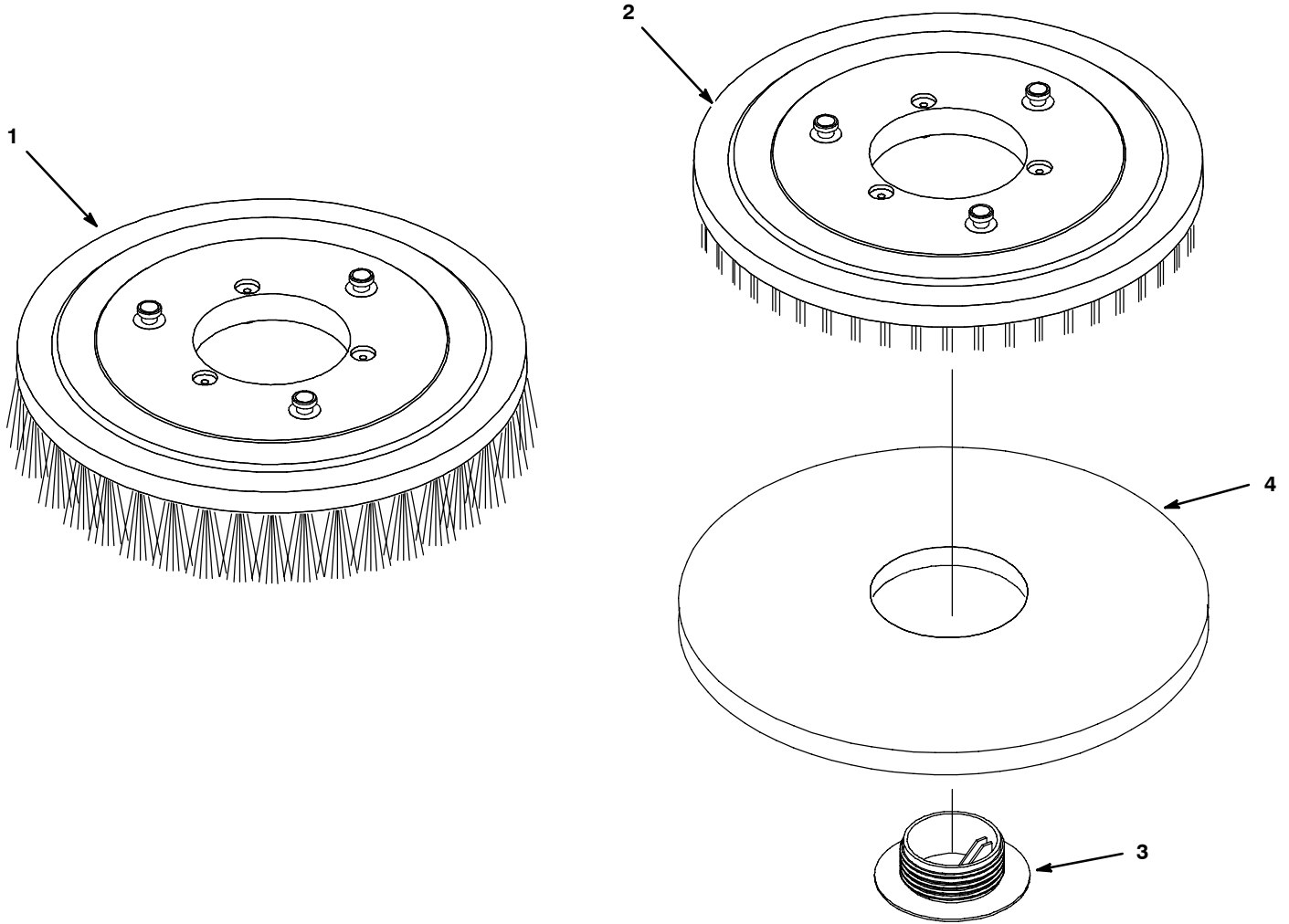
TR	<p>PARÇALARIN SİPARİŞ EDİLMESİ - Yukarıdaki şemaya bakın.</p> <p>Yalnızca TENNANT Company'den sağlanan veya eşdeğerde parçalar kullanın. Parça veya sarf malzemeleri çevrimici olarak, telefonla, faksla veya postayla sipariş edilebilir.</p> <p>Zamanında teslimatı sağlamak için aşağıdaki adımları izleyin.</p> <ol style="list-style-type: none"> (A) Makine modelini belirtin. (B) Veri etiketinden makine seri numarasını belirtin. (C) Parça listesinden uygun seri numarasının kullanıldığından emin olun. Parça numarasını ve miktarını belirtin. Sayfa veya referans numaralarını kullanarak sipariş vermeyin. Adınızı, şirketinizin adını, müşteri kimlik numaranızı, faturalama ve sevkiyat adreslerini, telefon numarasını ve satın alma siparişi numarasını belirtin. Ayrıntılı sevkiyat talimatlarını belirtin. 	<p>İleri tarihlerde başvurmak için lütfen kurulum sırasında doldurun.</p> <p>Model No. - _____</p> <p>Seri No. - _____</p> <p>Makine Seçenekleri - _____</p> <p>Satış Temsilcisi - _____</p> <p>Satış Temsilcisi telefon no. - _____</p> <p>Müşteri Kimlik Numarası - _____</p> <p>Kurulum Tarihi - _____</p>
	<p>(D) ▽ - bir tertibatı belirtir</p> <p>▲ - tertibattaki parçaları belirtir</p> <p>(E) ● - önerilen bir stok kalemini belirtir</p>	

TABLE OF CONTENTS

REPLACEMENT BRUSH AND PAD DRIVER GROUP, 43 cm MODEL	10	BATTERY GROUP, MAINTENANCE FREE 12V/105Ah	56
REPLACEMENT BRUSH AND PAD DRIVER GROUP, 50 cm MODEL	12	BATTERY GROUP, TRACTION 12V/110Ah	57
RECOVERY TANK GROUP	14	BATTERY GROUP, SEMI TRACTION 12V/100Ah	58
VACUUM FAN GROUP	16	ELECTRICAL DIAGRAM, SINGLE DISK 43 cm STANDARD & FAST MODEL	60
SOLUTION TANK GROUP	18	ELECTRICAL DIAGRAM, DUAL DISK 50 cm STANDARD & FAST MODEL	62
CONTROL CONSOLE GROUP, DRIVE MODEL	20	ELECTRICAL DIAGRAM, SINGLE DISK 43 cm <i>ec-H2O</i> MODEL	64
COMPONENT PANEL GROUP, DRIVE MODEL	22	ELECTRICAL DIAGRAM, DUAL DISK 50 cm <i>ec-H2O</i> MODEL	66
CONTROL CONSOLE GROUP, BRUSH ASSIST MODEL	24		
COMPONENT PANEL GROUP, BRUSH ASSIST MODEL	26		
WHEEL GROUP, DUAL DISK DRIVE MODEL ..	28		
WHEEL GROUP, SINGLE DISK PUSH MODEL .	30		
SCRUB HEAD GROUP, DUAL DISK 50 cm	32		
SCRUB HEAD GROUP, DUAL DISK 50 cm - CONT'D	34		
SCRUB HEAD GROUP, SINGLE DISK 43 cm ...	36		
SCRUB HEAD LIFT GROUP, DUAL DISK	38		
SCRUB HEAD LIFT GROUP, SINGLE DISK	40		
SQUEEGEE GROUP	42		
SOLUTION GROUP, FaST MODEL	44		
9003906 FAST INJECTOR ASSEMBLY BREAKDOWN	46		
SOLUTION GROUP, <i>ec-H2O</i> MODEL	48		
9004561 <i>ec-H2O</i> MODULE ASSEMBLY BREAKDOWN	50		
SOLUTION GROUP, STANDARD MODEL	52		
ON-BOARD BATTERY CHARGER GROUP	54		

STANDARD PARTS

REPLACEMENT BRUSH AND PAD DRIVER GROUP, 43 cm MODEL



REPLACEMENT BRUSH AND PAD DRIVER GROUP, 43 cm MODEL

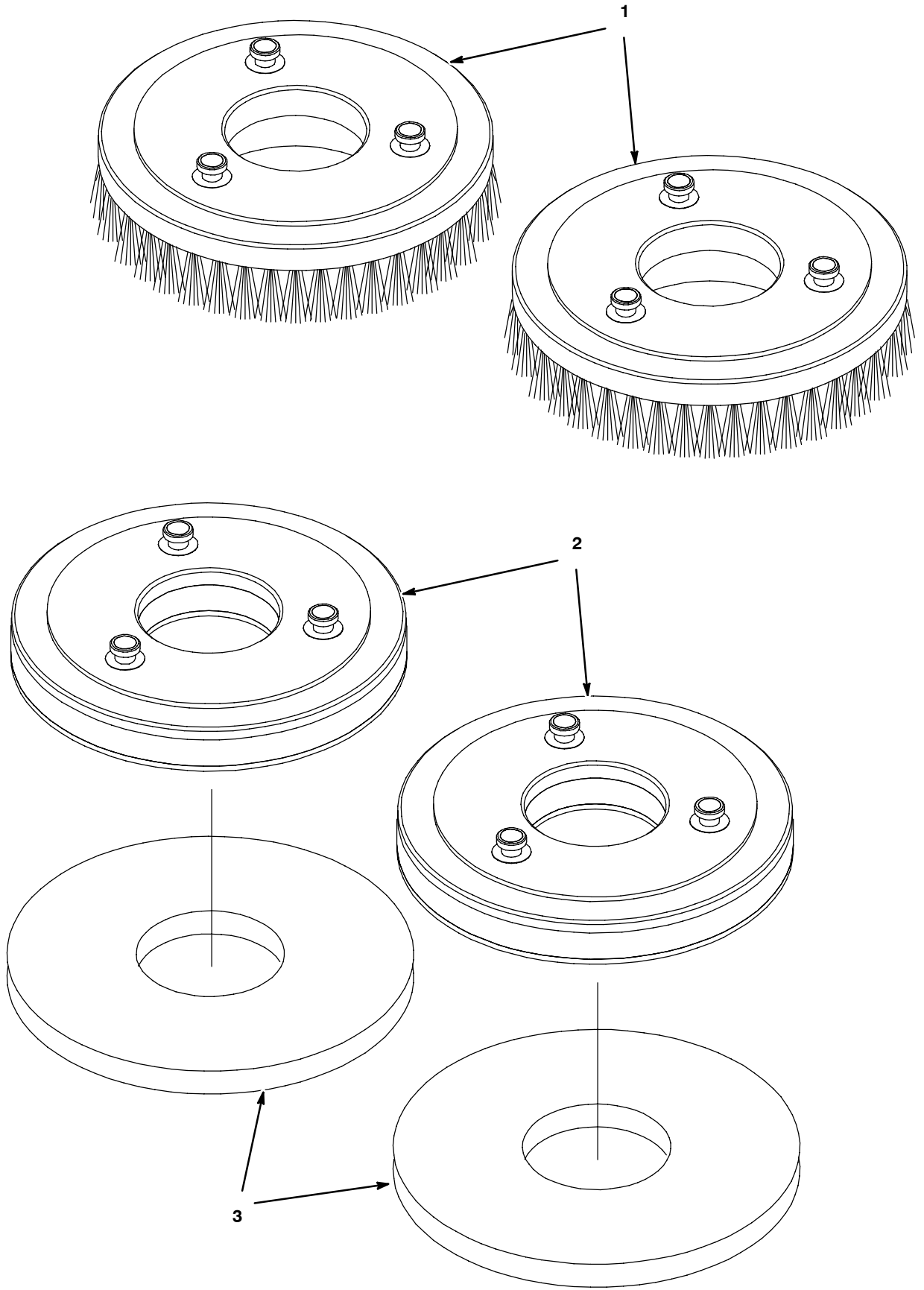
Ref.	Part No.	Serial Number	Description	Qty.	
1	1019062	(T3xxx12000-)● Brush Assy, Disk, 43cm/17inch, Polypropylene Scrub (Black)	1	
1	1019063	(T3xxx12000-)● Brush Assy, Disk, 43cm/17inch, Soft Nylon (White)	1	
1	1019053	(T3xxx12000-)● Brush Assy, Disk, 43cm/17inch, Super Abrasive Scrub (Gray)	1	
▽	1019070	(T3xxx12000-)● Pad Assy, Driver, 43cm/17inch	1	
▲	2	995522	(T3xxx12000-)● Plate, Base, Center Lock 43cm/17inch	1
▲	3	995523	(T3xxx12000-)● Centerlock, Screw-On Green	1
	4	994532	(T3xxx12000-)● Pad, 43cm/17inch, Scrubbing Blue [5pc]	1
	4	994531	(T3xxx12000-)● Pad, 43cm/17inch, Buffing Red [5pc]	1
	4	994530	(T3xxx12000-)● Pad, 43cm/17inch, Polishing White [5pc]	1

▽ ASSEMBLY

▲ INCLUDED IN ASSEMBLY

● RECOMMENDED STOCK ITEMS

REPLACEMENT BRUSH AND PAD DRIVER GROUP, 50 cm MODEL

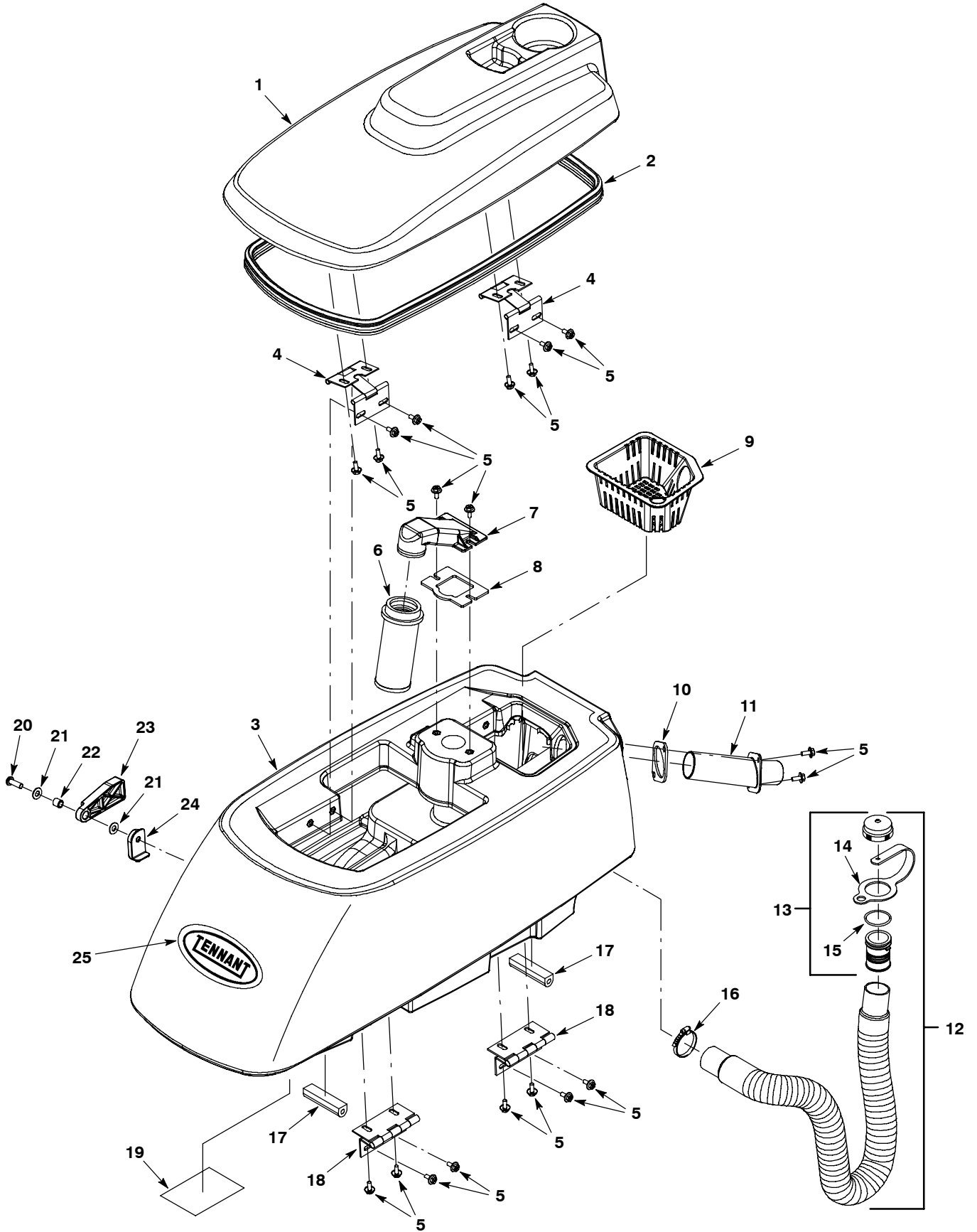


REPLACEMENT BRUSH AND PAD DRIVER GROUP, 50 cm MODEL

Ref.	Part No.	Serial Number	Description	Qty.
1	1010913	(T3xxx12000-)● Brush Assy, Disk, 25cm/10inch, Polypropylene Scrub (Black)	2
1	1010937	(T3xxx12000-)● Brush Assy, Disk, 25cm/10inch, Soft Nylon (White)	2
1	1010936	(T3xxx12000-)● Brush Assy, Disk, 25cm/10inch, Super Abrasive Scrub (Gray)	2
2	1010945	(T3xxx12000-)● Driver, Pad, 9.9d, Hard Face 25cm/17inch	2
3	994503	(T3xxx12000-)● Pad, 25cm/10inch, Scrubbing Blue [5pc]	2
3	994504	(T3xxx12000-)● Pad, 25cm/10inch, Buffing Red [5pc]	2
3	994505	(T3xxx12000-)● Pad, 25cm/10inch, Polishing White [5pc]	2

● RECOMMENDED STOCK ITEMS

RECOVERY TANK GROUP



RECOVERY TANK GROUP

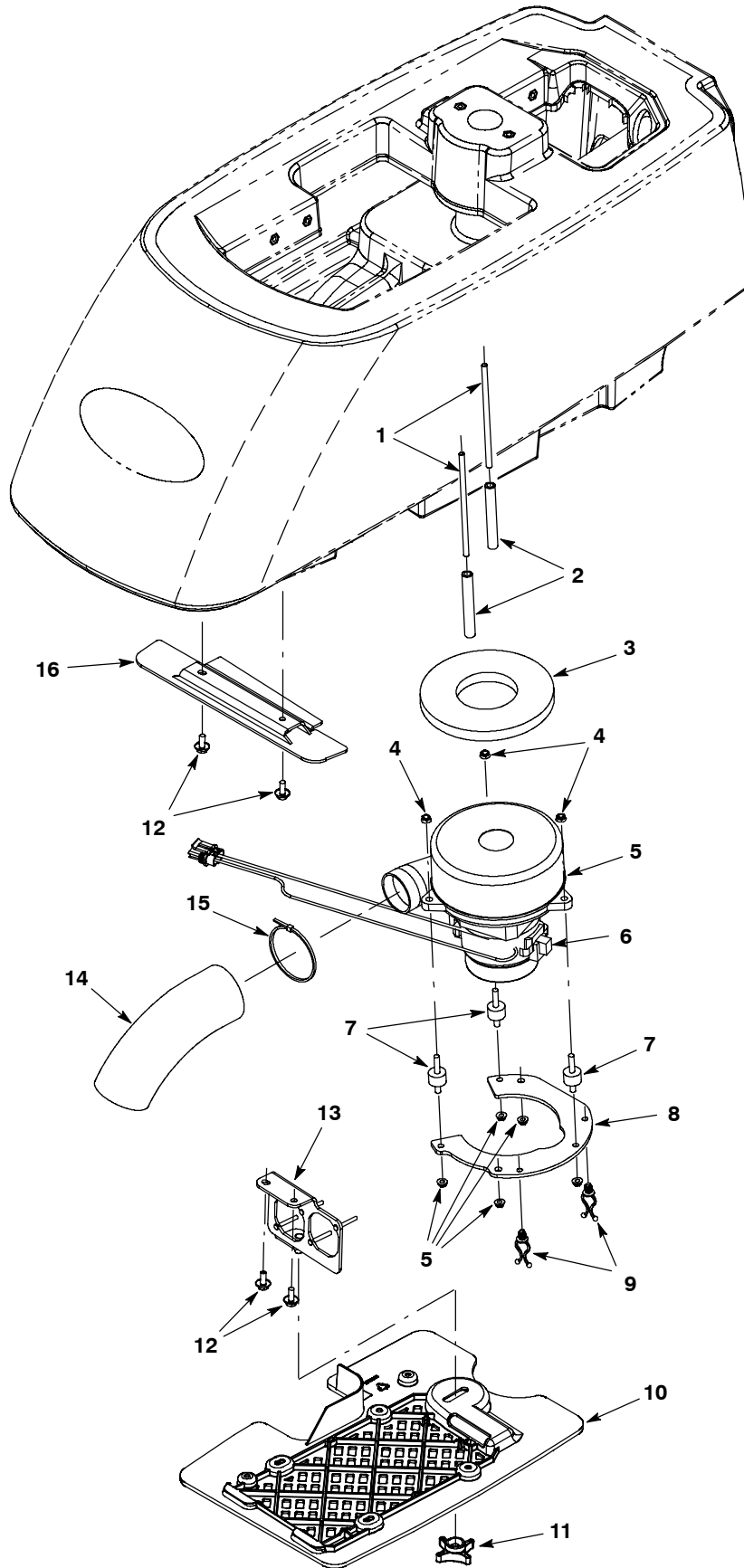
Ref.	Part No.	Serial Number	Description	Qty.
1	1036889	(T3xxx12000-) Cover, Tank, Recvy, Rm-Cphg [T3]	1
2	1022797	(T3xxx12000-)● Seal, Bulb, Str, .295grv, 66.93l	1
3	1036640	(T3xxx12000-) Tank, Recvy, Rm-TI, Trimmed [T3]	1
4	1021246	(T3xxx12000-) Hinge, 4mm Pin 2.0 75.0mmw, 3 Leaf	2
5	1034731	(T3xxx12000-) Screw, Hex, M6 X 1.00 X 16, Sems, Ss	20
6	630052	(T3xxx12000-)● Float, Shut-Off, (2)Ball, 1.75d	1
7	1011777	(T3xxx12000-) Mount, Float, Mold	1
8	1013628	(T3xxx12000-) Gasket, Mtg, Float, .125th, Neo, Adh	1
9	1036757	(T3xxx12000-) Tray, Debris	1
10	1037106	(T3xxx12000-)● Gasket, Adapter, Hose .13, Neo	1
11	1037064	(T3xxx12000-) Tube, Hose, Adapter, 1.5d	1
▽	12	1043538)● Hose Assy, Drain, 1.50id X 29.5l, Blk	1
▲▽	13	1008639)● Cap, Drain Assy	1
▲▲	14	1019563)● Strap, Cap, Drain	1
▲▲	15	1008637)● Seal, Org, 1.48id 1.76od	1
16	11531	(T3xxx12000-) Clamp, Hose, Wormdrive, 1.06-2.00d, .56w	1
17	630368	(T3xxx12000-)● Seal, .75, .75w 25.6l, Adh [D Shape]	1
18	1012540	(T3xxx12000-) Hinge, 6mm Pin 2.5 73.5mmw 100mml, Bent	2
19	1014154	(T3xxx12000-) Label, Instr, Battery [T3]	1
20	1039118	(T3xxx12000-) Screw, Btn, M8 X 1.25 X 30, Blk	1
21	140027	(T3xxx12000-)● Washer, Flat, 0.35b 0.75d .04, Ss	2
22	222460	(T3xxx12000-) Sleeve, P/M, 0.31b 0.50d 0.5l [430ss]	1
23	1022399	(T3xxx12000-) Support, Tank, Prop, Blk, Nyl	1
24	1022904	(T3xxx12000-) Bracket, Sppt, Stop, Blk, Nyl	1
25	1047746	(T3xxx12000-) Label, Logo, 06.9l, White, [Tennant]	1

▽ ASSEMBLY

▲ INCLUDED IN ASSEMBLY

● RECOMMENDED STOCK ITEMS

VACUUM FAN GROUP



VACUUM FAN GROUP

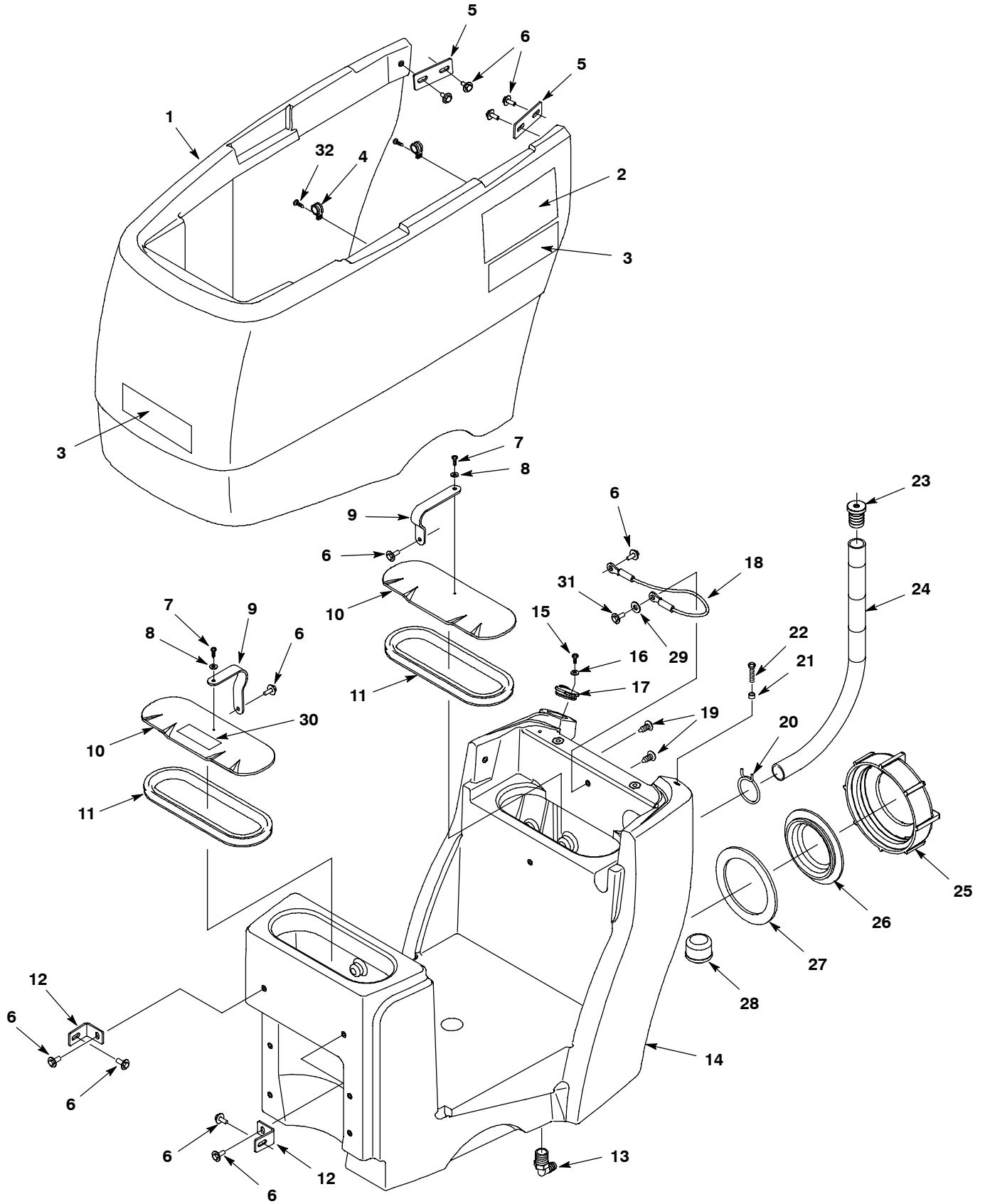
Ref.	Part No.	Serial Number	Description	Qty.	
1	1015412	(T3xxx12000-) Rod, Thrd, Full, M06 X 1.0 05.5l	2	
2	1024575	(T3xxx12000-) Tube, 0.28id 0.43od 03.3l, PI	2	
3	100038	(T3xxx12000-)● Gasket, .50, 02.63id 05.75od, Adh [Epdm]	1	
4	1040381	(T3xxx12000-) Nut, Hex, Flng, M6 X 1.0, Ss [Serrated]	8	
▽	5	1024647	(T3xxx12000-)● Fan, Vacuum, 5.7d, 024vdc, 2 Stage [Bpt]	1
▲	6	372883	(T3xxx12000-)● Vr, Brush Kit, Motor, Ele	1
7	1011093	(T3xxx12000-)● Isolator, Vib, .75d, M6 Stud Both Ends	3	
8	1041779	(T3xxx12000-) Bracket, Mtg, Vacuum	1	
9	30406	(T3xxx12000-) Clip, Keeper	2	
10	1037849	(T3xxx12000-) Cover, Charger	1	
11	1010558	(T3xxx12000-)● Knob, Star, 2.00d 4ear 0.7l M8x1.25, Thru	1	
12	1034731	(T3xxx12000-) Screw, Hex, M6 X 1.00 X 16, Sems, Ss	4	
13	1041289	(T3xxx12000-) Bracket, Charger Cover & Fan	1	
14	1009906	(T3xxx12000-)● Muffler, Exhaust, Vacuum, 170mml [T3]	1	
15	130773	(T3xxx12000-) Tie, Cable, Nyl, 11.0l, .14w, 3.0 Max. D	1	
16	1037905	(T3xxx12000-) Bracket, Catch, Cover [Raptor]	1	

▽ ASSEMBLY

▲ INCLUDED IN ASSEMBLY

● RECOMMENDED STOCK ITEMS

SOLUTION TANK GROUP



SOLUTION TANK GROUP

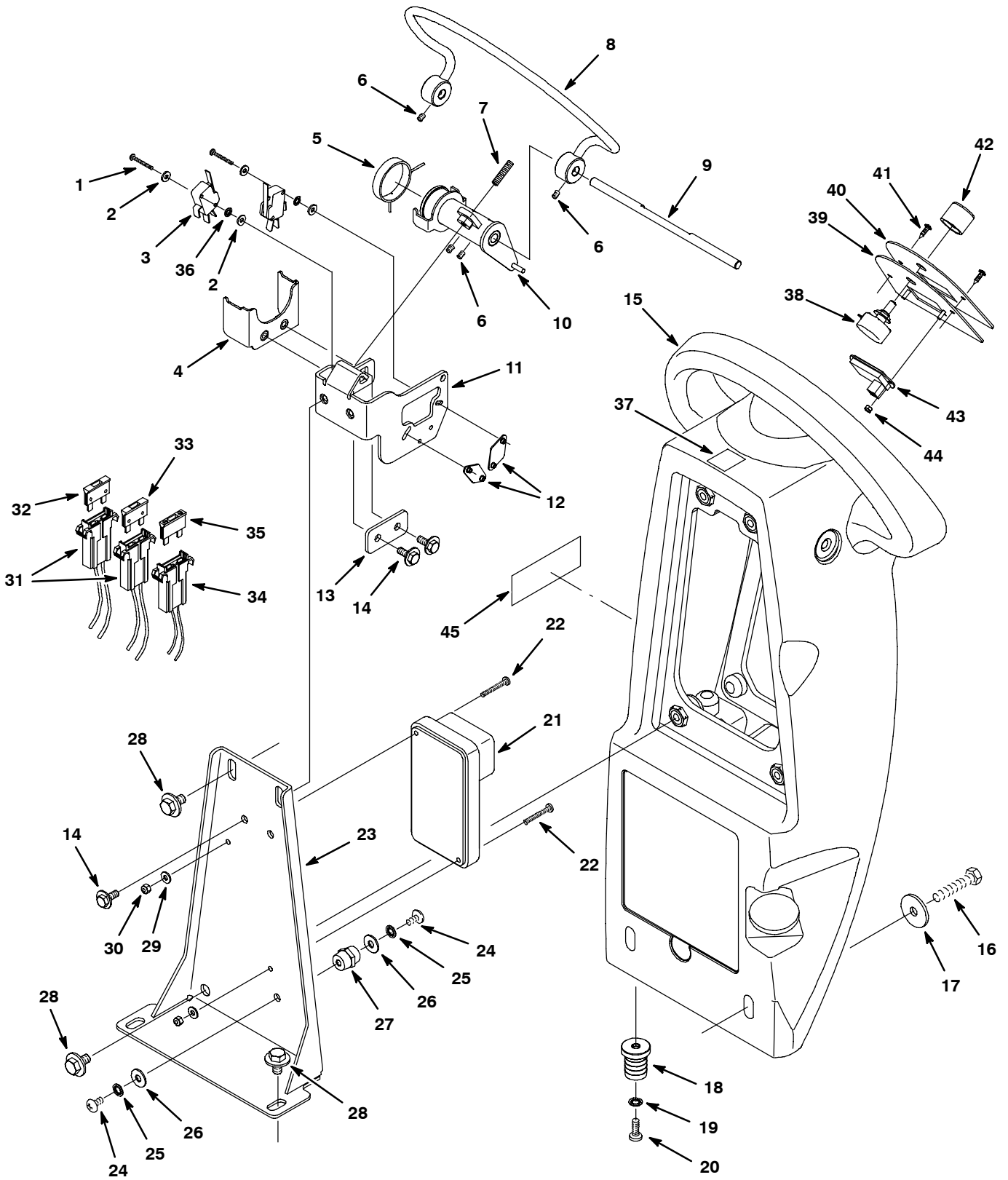
Ref.	Part No.	Serial Number	Description	Qty.
▽	1	1037658	(T3xxx12000-) Shroud, Front, Afmkt, Rm-Tl (Standard & Fast Model)	1
▲	2	1016625	(T3xxx12000-) Label, Side [T3]	2
▲	2	1016626	(T3xxx12000-) Label, Side [T3 Fast]	2
▽	1	1046674	(T3xxx13000-) Shroud, Front, Afmkt, Rm-Teal (ec-H2O Model)	1
▲	2	1016625	(T3xxx12000-) Label, Side [T3]	2
▲	3	1050001	(T3xxx13000-) Label, Side, Ec-H2o [T3/T3e/T5/T7]	3
	4	1016354	(T3xxx12000-) Clamp, Cable, Ss, 0.50d X 0.50w [Insul]	2
	5	1012614	(T3xxx12000-) Bracket, Attmnt, Shrd	2
	6	1034731	(T3xxx12000-) Screw, Hex, M6 X 1.00 X 16, Ss, Sems	11
	7	1018155	(T3xxx12000-) Screw, Pan, M5 X 0.8 X16, Ss, Tcut	2
	8	01683	(T3xxx12000-) Washer, Flat, 0.22b 0.50d .05, Ss [#10]	2
	9	1013768	(T3xxx12000-)● Strap, Retaining, 20mm X 159mm X 3.2,Blk	2
	10	1011585	(T3xxx12000-) Cover, Tank, Soltn	2
	11	1017251	(T3xxx12000-)● Seal, Bulb, 90, 0.49d .08-.09grip 022.2l	2
	12	1012544	(T3xxx12000-) Bracket, Sppt, Shrd	2
	13	1013505	(T3xxx12000-) Fitting, Plstc, E90, Bm08/Pm08, Nyl	1
	14	1012030	(T3xxx12000-) Tank, Soltn, Rm-Hg, Trimmed [T3]	1
	15	1018155	(T3xxx12000-) Screw, Pan, M5 X 0.8 X16, Ss, Tcut	1
	16	01683	(T3xxx12000-) Washer, Flat, 0.22b 0.50d .05, Ss [#10]	1
	17	1012965	(T3xxx12000-)● Cap, Port, Soltn Fill	1
	18	140960	(T3xxx12000-) Cable, Glv .13d 014.5l .34eye /.34eye	1
	19	1017236	(T3xxx12000-) Plug, Hole, Rnd, 0.25h 0.6l, Brb, Nyl	2
	20	608915	(T3xxx12000-)● Clamp, Hose, Wir, 1.03 - 1.09	1
	21	140154	(T3xxx12000-) Sleeve, P/M, 0.25b 0.38d 0.3l, PI	1
	22	608322	(T3xxx12000-) Screw, Trs, M6 X 1.00 X 16, Phl, Ss	1
	23	1035469	(T3xxx12000-) Fitting, Plastic, B12 [Sight Tube]	1
	24	1011721	(T3xxx12000-)● Hose, Drain, 0.75id X 25.6l, Vyl	1
	25	1014001	(T3xxx12000-)● Cap, Tank, Drain, Thrd	1
	26	1014029	(T3xxx12000-)● Plug, Cap, Gray	1
	27	375206	(T3xxx12000-)● Gasket, 4.05id 5.47od .19, Neo	1
	28	1015522	(T3xxx12000-)● Filter, Screen, 080 Mesh, Ss, Pf08	1
	29	01684	(T3xxx12000-) Washer, Flat, 0.27b 0.69d .05, Ss	1
	30	391451	(T3xxx12000-) Label [Attention Fast Users, 5400s]	1
	30	1050003	(T3xxx13000-) Label, User, Attention, Ec-H2o	1
	31	11329	(T3xxx12000-) Screw, Hex, M6 X 1.00 X 16, NI, Ss	1
	32	1018155	(T3xxx12000-) Screw, Pan, M5 X 0.8 X16, Ss, Tcut	2

▽ ASSEMBLY

▲ INCLUDED IN ASSEMBLY

● RECOMMENDED STOCK ITEMS

CONTROL CONSOLE GROUP, DRIVE MODEL



CONTROL CONSOLE GROUP, DRIVE MODEL

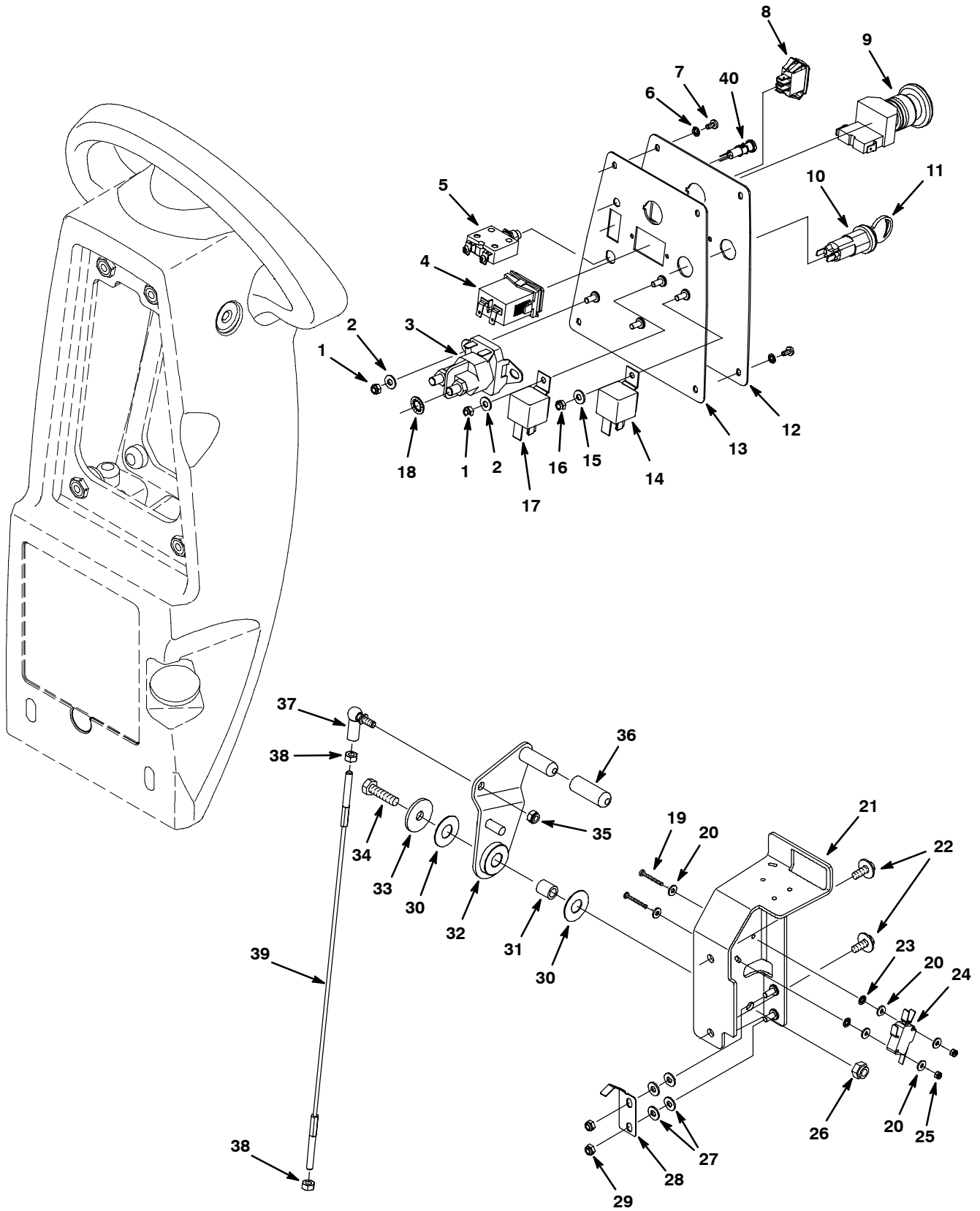
Ref.	Part No.	Serial Number	Description	Qty.	
1	1042062	(T3xxx12000-) Screw, Hex, M3 X 0.5 X 25, Ss	4	
2	41578	(T3xxx12000-) Washer, Flat, #06, Ss	6	
3	1012568	(T3xxx12000-)● Switch, Snap, 10a, Short	2	
4	1015570	(T3xxx12000-) Bracket, Spring, Balancer, Bail	1	
5	630088	(T3xxx12000-) Spring, Tors, Cntr, .072, Pl, Mw	1	
6	1015578	(T3xxx12000-) Screw, Set, M8 X 1.25 X 8, Ss, NI[Cuppt]	4	
7	1018559	(T3xxx12000-) Screw, Set, M6 X 1.0 X 30, Ss	1	
8	1013363	(T3xxx12000-) Lever Wldt, Bail, Console	1	
9	1017621	(T3xxx12000-) Shaft, Actuator, Forward / Reverse	1	
10	1017613	(T3xxx12000-) Collar Wldt, Actuator, Console	1	
11	1017612	(T3xxx12000-) Bracket, Switch, Bail	1	
12	995585	(T3xxx12000-) Plate, Thread, Switch	2	
13	1015826	(T3xxx12000-) Plate, Screw, Bail	1	
14	1034731	(T3xxx12000-) Screw, Hex, M6 X 1.00 X 16, Ss, Sems	4	
15	1018745	(T3xxx12000-) Housing, Cntrl, Afmkt [T3]	1	
16	09026	(T3xxx12000-) Screw, Hex, M8 X 1.25 X 40, Ss	2	
17	1016331	(T3xxx12000-) Washer, Flat, 0.34b 1.25d .11, Ss	2	
18	1035469	(T3xxx12000-) Fitting, Plastic, B12 [Sight Tube]	1	
19	07515	(T3xxx12000-) Washer, Lock, Int, 0.25 Ss	1	
20	367770	(T3xxx12000-) Screw, Pan, M6 X 1.0 X 16, Ss	1	
21	1010905	(T3xxx12000-)● Module, Drive	1	
22	33931	(T3xxx12000-) Screw, Pan, M4 X 0.7 X 30, Ss	2	
23	1012011	(T3xxx12000-) Bracket, Hsng, Cntrl [T3]	1	
24	48732	(T3xxx12000-) Screw, Pan, M6 X 1.0 X 10, Ss	2	
25	07515	(T3xxx12000-) Washer, Lock, Int, 0.25, Ss	2	
26	01684	(T3xxx12000-) Washer, Flat 0.25, Ss	2	
27	1013523	(T3xxx12000-)● Stand-Off, Wir, M6, 18 Hex, 20l, Insul	1	
28	1020341	(T3xxx12000-) Screw, Hex, M8 X 1.25 X 20, Ss, Sems Sq	6	
29	41579	(T3xxx12000-) Washer, Flat, #08, Ss	2	
30	33932	(T3xxx12000-) Nut, Hex, Lock, M4 X 0.70, NI, Ss	2	
▽	31	1048338	(T3xxx12000-) Harness, Main, Drive [T3hd - Ce]	1
▲	32	1016040	(T3xxx12000-)● Fuse, 025a 032vdc	1
▲	33	1016041	(T3xxx12000-)● Fuse, 030a 032vdc	1
▽	34	1013644	(T3xxx12000-) Harness [Fast Option]	1
▲	35	1016039	(T3xxx12000-)● Fuse, 007.5a 032vdc (Fast Model)	1
▽	34	1048117	(T3xxx13000-) Harness Assy, Wire [T3 Ec-H2o, P3, Ce]	1
▲	35	1047470	(T3xxx13000-)● Fuse, 10 Amp, 32 Volt Dc, Red (ec-H2O Model)	1
	36	02938	(T3xxx12000-) Washer, Lock, Int, 08, Ss	2
	37	1016572	(T3xxx12000-) Label, Dir	1
	38	1042687	(T3xxx12000-)● Harness, Pot, Wire Assy [45k Ohm]	1
	39	1011707	(T3xxx12000-) Panel, Cntrl, Upper	1
	40	1014157	(T3xxx12000-) Label, Opertnl, Upper, Propel [Tt]	1
	41	140825	(T3xxx12000-) Screw, Pan, #06 X 0.50, Phl, Blk, Fmg[Ab]	2
	42	606550	(T3xxx12000-)● Knob, Rnd, 0.92d 0.76l 0.25b, Plstc	1
	43	392894	(T3xxx12000-)● Gauge, Discharge, Battery, 36vdc, Rt, Led	1
	44	579211	(T3xxx12000-) Nut, Hex, Lock, M3 X 0.50, Ss	2
	45	391451	(T3xxx12000-) Label [Attention Fast Users, 5400s]	1
	45	1050003	(T3xxx13000-) Label, User, Attention, Ec-H2o	1

▽ ASSEMBLY

▲ INCLUDED IN ASSEMBLY

● RECOMMENDED STOCK ITEMS

COMPONENT PANEL GROUP, DRIVE MODEL



COMPONENT PANEL GROUP, DRIVE MODEL

Ref.	Part No.	Serial Number	Description	Qty.
1	09739	(T3xxx12000-) Nut, Hex, Lock, M5 X 0.80, NI, Ss	3
2	01683	(T3xxx12000-) Washer, Flat, #10, Ss	3
3	1038490	(T3xxx12000-)● Relay, 24vdc, 100a, No [Trombetta]	1
4	1011282	(T3xxx12000-)● Gauge, Hourmeter, 12/60 Vdc [Ret Mount]	1
5	1013766	(T3xxx12000-)● Circuitbreaker, 15.0a (50cm Model)	1
6	02938	(T3xxx12000-) Washer, Lock, Int, #08, Ss	4
7	391403	(T3xxx12000-) Screw, Pan, M4 X 0.7 X 8, Ss	4
8	130787	(T3xxx12000-)● Switch, Rocker, Spdt (Fast & ec-H2O Model)	1
9	1011735	(T3xxx12000-)● Switch, Safety, Shutoff	1
▽	10	1011402	(T3xxx12000-)● Switch, Key	1
▲	11	1017696	(T3xxx12000-)● Key Set, Replmt [F/ Keyswitch 1011402]	1
	12	1016628	(T3xxx12000-) Label, Panl, Instmt, Lower [T3/T3e/Ss3]	1
	12	1049999	(T3xxx13000-) Label, Console, Lower, Ec-H2o [T3 Ce]	1
	13	1012134	(T3xxx12000-) Panel, Cntrl, Lower	1
	14	1012216	(T3xxx12000-)● Relay, 24vdc, 070a, Spst, Plug-In (Fast & ec-H2O Model)	1
	15	01683	(T3xxx12000-) Washer, Flat, #10, Ss (Fast & ec-H2O Model)	1
	16	09739	(T3xxx12000-) Nut, Hex, Lock, M5 X 0.80, NI, Ss (Fast & ec-H2O Model)	1
	17	1012216	(T3xxx12000-)● Relay, 24vdc, 070a, Spst No, Plug-In	1
	18	43952	(T3xxx12000-) Washer, Lock, Int, 0.31, Ss	1
	19	1042062	(T3xxx12000-) Screw, Hex, M3 X 0.5 X 25, Ss	2
	20	41578	(T3xxx12000-) Washer, Flat, #06, Ss	6
	21	1012850	(T3xxx12000-) Bracket Wldt, Lever, Sqge	1
	22	1034731	(T3xxx12000-) Screw, Hex, M6 X 1.00 X 16, Ss, Sems	2
	23	02938	(T3xxx12000-) Washer, Lock, Int, 08, Ss	2
	24	1012568	(T3xxx12000-)● Switch, Snap, 10a, Short	1
	25	579211	(T3xxx12000-) Nut, Hex, Lock, M3 X 0.50, Ss	2
	26	08713	(T3xxx12000-) Nut, Hex, Lock, M8 X 1.25, NI, Ss	1
	27	01683	(T3xxx12000-) Washer, Flat, #10, Ss	4
	28	1017627	(T3xxx12000-) Spring, Lever, Sqge	1
	29	09739	(T3xxx12000-) Nut, Hex, Lock, M5 X 0.80, NI, Ss	2
	30	1013397	(T3xxx12000-) Washer, Flat, M13 X 30 X 0.8, Nyl	2
	31	1017622	(T3xxx12000-) Sleeve, P/M, 0.33b 0.50d 0.6l	1
	32	1013329	(T3xxx12000-) Lever Wldt, Sqge	1
	33	1016331	(T3xxx12000-) Washer, Flat, 0.34b 1.25d .11, Ss	1
	34	09011	(T3xxx12000-) Screw, Hex, M8 X 1.25 X 30, Ss	1
	35	08712	(T3xxx12000-) Nut, Hex, Lock, M6 X 1.00, Ss, NI	1
	36	1016895	(T3xxx12000-)● Cap, Handle, Sqge Lift	1
	37	1012747	(T3xxx12000-) Balljoint, M06 X 1.0 Fem, M06 X 1.0 Mal	1
	38	07785	(T3xxx12000-) Nut, Hex, Std, M6 X 1.00, A2, Ss	2
	39	1017633	(T3xxx12000-) Cable, Lift, Sqge	1
	44	1041822	(T3xxx13000-) Light, Panel, Mgt, .312" Dia. (ec-H2O Model)	1

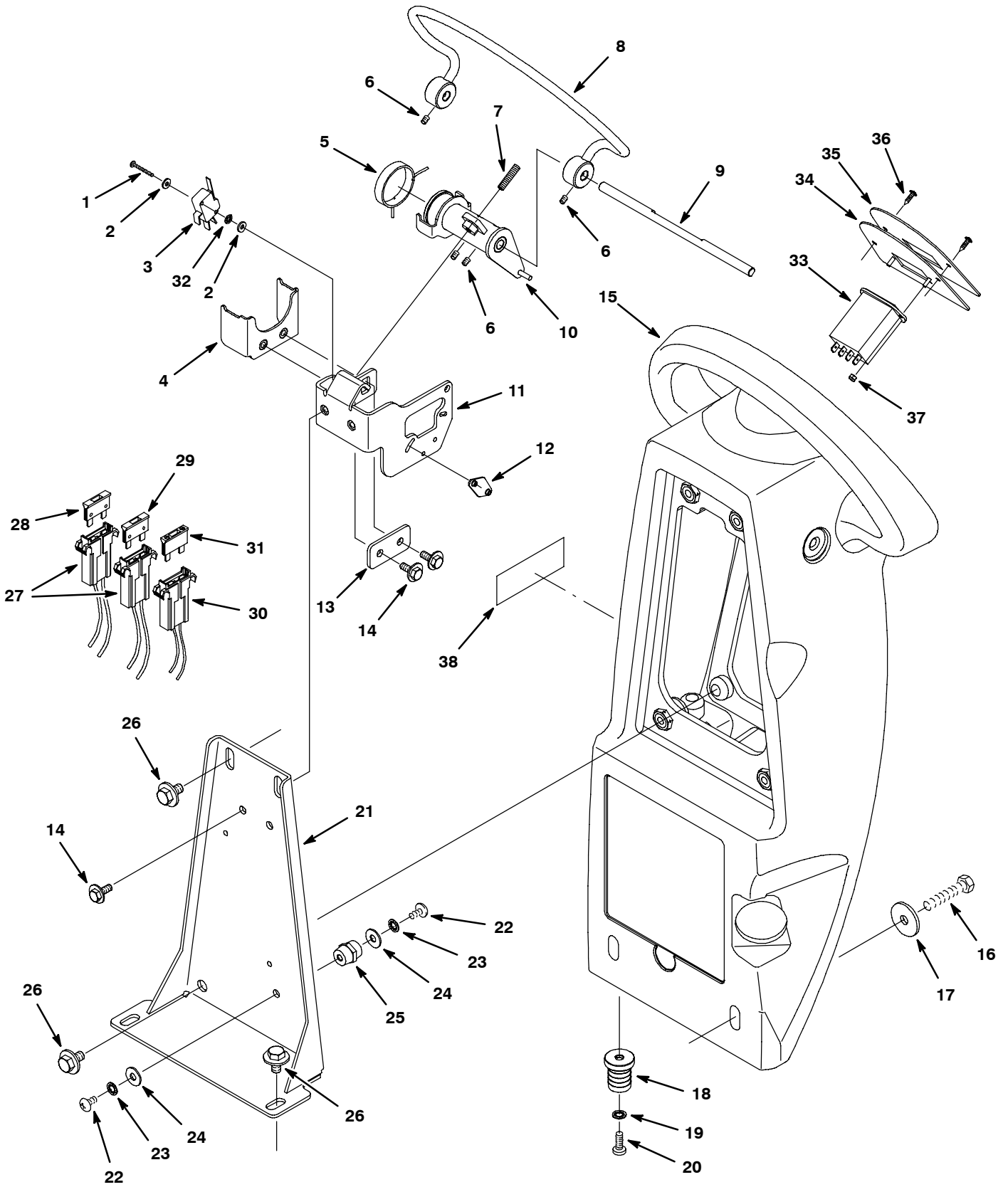
▽ ASSEMBLY

▲ INCLUDED IN ASSEMBLY

● RECOMMENDED STOCK ITEMS

STANDARD PARTS

CONTROL CONSOLE GROUP, BRUSH ASSIST MODEL



CONTROL CONSOLE GROUP, BRUSH ASSIST MODEL

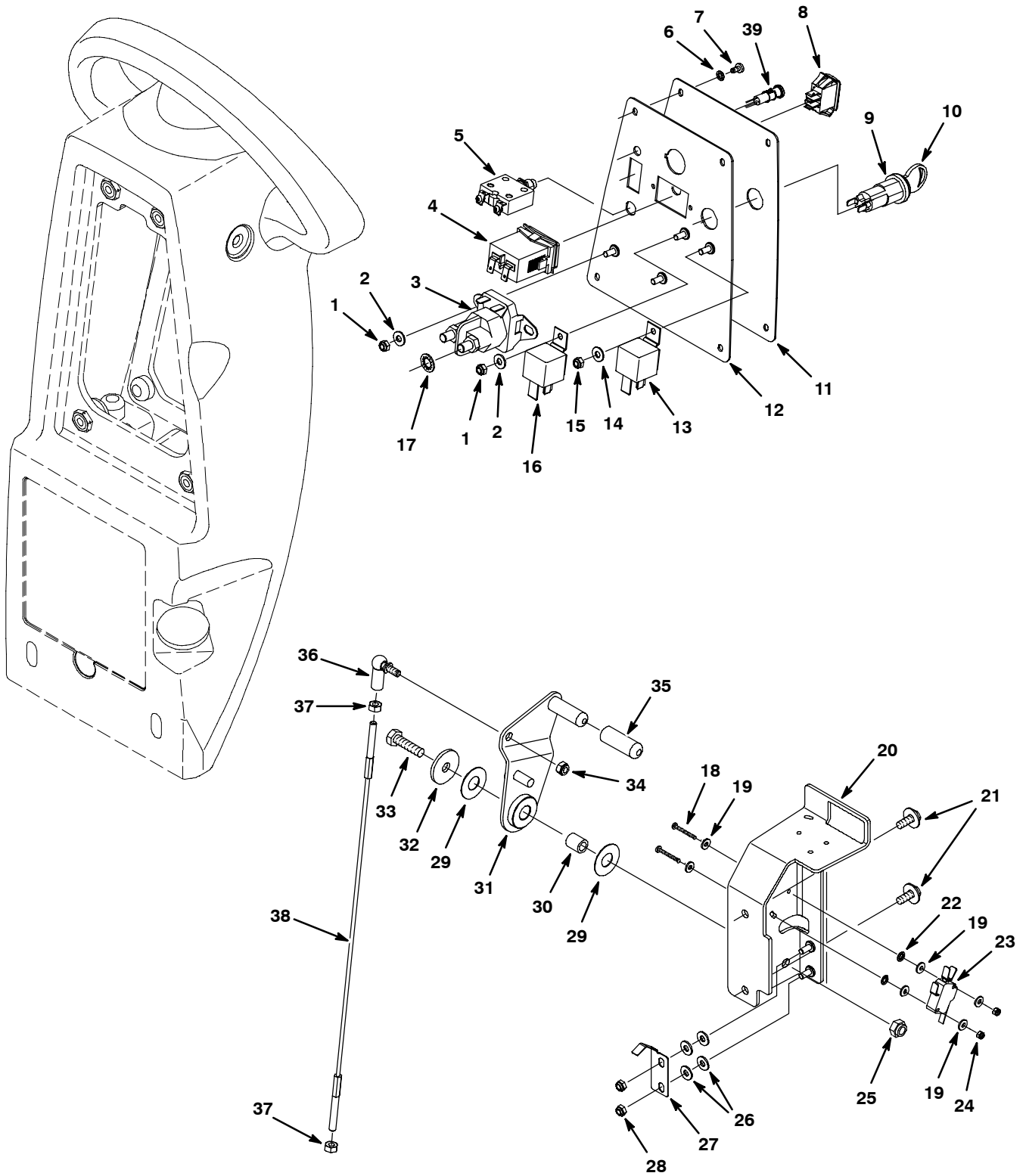
Ref.	Part No.	Serial Number	Description	Qty.	
1	1042062	(T3xxx12000-) Screw, Hex, M3 X 0.5 X 25, Ss	2	
2	41578	(T3xxx12000-) Washer, Flat, #06, Ss	4	
3	1012568	(T3xxx12000-) ● Switch, Snap, 10a, Short	1	
4	1015570	(T3xxx12000-) Bracket, Spring, Balancer, Bail	1	
5	630088	(T3xxx12000-) Spring, Tors, Cntr, .072, PI [Mw]	1	
6	1015578	(T3xxx12000-) Screw, Set, M8 X 1.25 X 8, Cuppt, Ss, NI	4	
7	1018559	(T3xxx12000-) Screw, Set, M6 X 1.0 X 30, Ss	1	
8	1013363	(T3xxx12000-) Lever Wldt, Bail, Console	1	
9	1017621	(T3xxx12000-) Shaft, Actuator, Fwd/Rev	1	
10	1017613	(T3xxx12000-) Collar Wldt, Actuator, Console	1	
11	1017612	(T3xxx12000-) Bracket, Switch, Bail	1	
12	995585	(T3xxx12000-) Plate, Thread, Switch	1	
13	1015826	(T3xxx12000-) Plate, Screw, Bail	1	
14	1034731	(T3xxx12000-) Screw, Hex, M6 X 1.00 X 16, Ss, Sems	4	
15	1018745	(T3xxx12000-) Housing, Cntrl, Afmkt [T3]	1	
16	09026	(T3xxx12000-) Screw, Hex, M8 X 1.25 X 40, Ss	2	
17	1016331	(T3xxx12000-) Washer, Flat, 0.34b 1.25d .11, Ss	2	
18	1035469	(T3xxx12000-) Fitting, Plastic, B12 [Sight Tube]	1	
19	07515	(T3xxx12000-) Washer, Lock, Int, 0.25 Ss	1	
20	367770	(T3xxx12000-) Screw, Pan, M6 X 1.0 X 16, Ss	1	
21	1012011	(T3xxx12000-) Bracket, Hsng, Cntrl [T3]	1	
22	48732	(T3xxx12000-) Screw, Pan, M6 X 1.0 X 10, Ss	2	
23	07515	(T3xxx12000-) Washer, Lock, Int, 0.25 Ss	2	
24	01684	(T3xxx12000-) Washer, Flat, 0.25 Ss	2	
25	1013523	(T3xxx12000-) ● Stand-Off, Wir, M6	1	
26	1020341	(T3xxx12000-) Screw, Hex, M8 X 1.25 X 20, Ss, Sems Sq	6	
▽	27	1048339	(T3xxx12000-) Harness, Main, Push [T3hd - Ce]	1
▲	28	1016040	(T3xxx12000-) ● Fuse, 025a 032vdc	1
▲	29	1016029	(T3xxx12000-) ● Fuse, 005a 032vdc	1
▽	30	1013644	(T3xxx12000-) Harness [Fast Option]	1
▲	31	1016039	(T3xxx12000-) ● Fuse, 007.5a 032vdc (Fast Model)	1
▽	30	1048117	(T3xxx13000-) Harness Assy, Wire [T3 Ec-H2o, P3, Ce]	1
▲	31	1047470	(T3xxx13000-) ● Fuse, 10 Amp, 32 Volt Dc, Red (ec-H2O Model)	1
	32	02938	(T3xxx12000-) Washer, Lock, Int, 08, Ss	2
	33	1011625	(T3xxx12000-) ● Indicator, Battery, 24vdc, 1.86volt/cell	1
	34	1011707	(T3xxx12000-) Panel, Cntrl, Upper	1
	35	1016755	(T3xxx12000-) Label, Opertnl, Upper, Brush Assist	1
	36	140825	(T3xxx12000-) Screw, Pan, #06-32 X 0.50, Phl,Bz Shtmtl	2
	37	579211	(T3xxx12000-) Nut, Hex, Lock, M3 X .5, Ss	2
	38	391451	(T3xxx12000-) Label [Attention Fast Users, 5400s]	1
	38	1050003	(T3xxx13000-) Label, User, Attention, Ec-H2o	1

▽ ASSEMBLY

▲ INCLUDED IN ASSEMBLY

● RECOMMENDED STOCK ITEMS

COMPONENT PANEL GROUP, BRUSH ASSIST MODEL



COMPONENT PANEL GROUP, BRUSH ASSIST MODEL

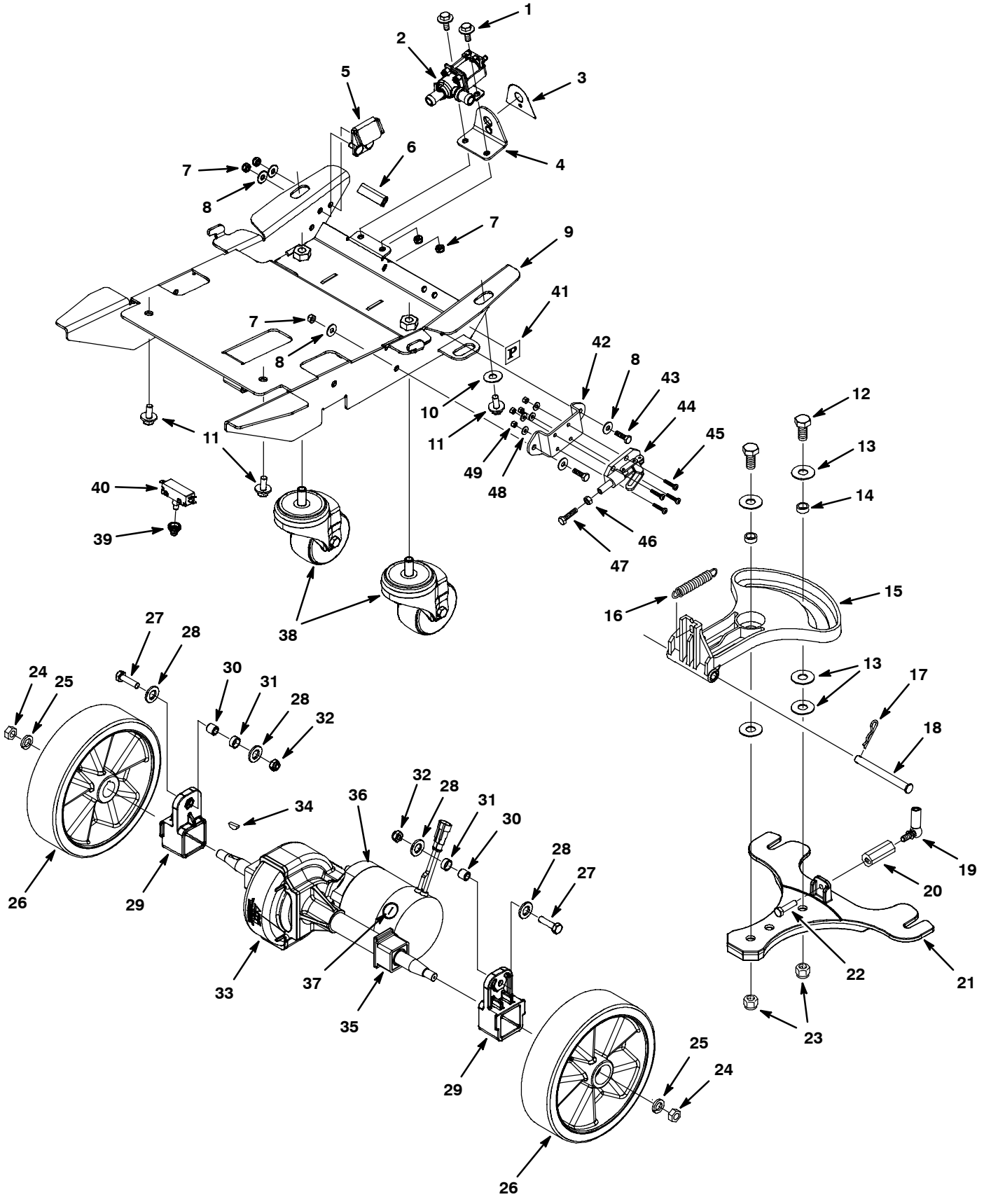
Ref.	Part No.	Serial Number	Description	Qty.	
1	09739	(T3xxx12000-) Nut, Hex, Lock, M5 X 0.8, NI, Ss	3	
2	01683	(T3xxx12000-) Washer, Flat, #10, Ss	3	
3	1038490	(T3xxx12000-)● Relay, 24vdc, 100a, No [Trombetta]	1	
4	1011282	(T3xxx12000-)● Gauge, Hourmeter, 12/60 Vdc [Ret Mount]	1	
5	1016708	(T3xxx12000-)● Circuitbreaker, 20.0a (43cm Model)	1	
6	02938	(T3xxx12000-) Washer, Lock, Int, 08, Ss	4	
7	391403	(T3xxx12000-) Screw, Pan, M4 X 0.7 X 8, Ss	4	
8	130787	(T3xxx12000-)● Switch, Rocker, Spdt (Fast & ec-H2O Model)	1	
▽	9	1011402	(T3xxx12000-)● Switch, Key	1
▲	10	1017696	(T3xxx12000-)● Key, Replmt, Set Of 2 [F/1011402]	1
11	1016628	(T3xxx12000-) Label, Panl, Instmt, Lower [T3/T3e/Ss3]	1	
11	1050000	(T3xxx13000-) Label, Console, Lwr, Push Ec-H2o [T3 Ce]	1	
12	1012134	(T3xxx12000-) Panel, Cntrl, Lower	1	
13	1012216	(T3xxx12000-)● Relay, 24vdc, 70a, Spst, Plug-In (Fast & ec-H2O Model)	1	
14	01683	(T3xxx12000-) Washer, Flat, #10, Ss (Fast & ec-H2O Model)	1	
15	09739	(T3xxx12000-) Nut, Hex, Lock, M5 X 0.80, NI, Ss (Fast & ec-H2O Model)	1	
16	1012216	(T3xxx12000-)● Relay, 24vdc, 070a, Spst No, Plug-In	1	
17	43952	(T3xxx12000-) Washer, Lock, Int, 0.31, Ss	1	
18	1042062	(T3xxx12000-) Screw, Hex, M3 X 0.5 X 25, Ss	2	
19	41578	(T3xxx12000-) Washer, Flat, #06, Ss	6	
20	1012850	(T3xxx12000-) Bracket Wldt, Lever, Sqge	1	
21	1034731	(T3xxx12000-) Screw, Hex, M6 X 1.00 X 16, Ss, Sems	2	
22	02938	(T3xxx12000-) Washer, Lock, Int, 08, Ss	2	
23	1012568	(T3xxx12000-)● Switch, Snap, 10a, Short	1	
24	579211	(T3xxx12000-) Nut, Hex, Lock, M3 X 0.50, Ss	2	
25	08713	(T3xxx12000-) Nut, Hex, Lock, M8 X 1.25, NI, Ss	1	
26	01683	(T3xxx12000-) Washer, Flat, #10, Ss	4	
27	1017627	(T3xxx12000-) Spring, Lever, Sqge	1	
28	09739	(T3xxx12000-) Nut, Hex, Lock, M5 X 0.8, NI, Ss	2	
29	1013397	(T3xxx12000-) Washer, Flat, M13 X 30 X 0.8, Nyl	2	
30	1014336	(T3xxx12000-) Sleeve, P/M, 0.33b 0.50d 0.6l	1	
31	1013329	(T3xxx12000-) Lever Wldt, Sqge	1	
32	1016331	(T3xxx12000-) Washer, Flat, 0.34b 1.25d .11, Ss	1	
33	09011	(T3xxx12000-) Screw, Hex, M8 X 1.25 X 30, Ss	1	
34	08712	(T3xxx12000-) Nut, Hex, Lock, M6 X 1.0, Ss, NI	1	
35	1016895	(T3xxx12000-)● Cap, Handle, Sqge Lift	1	
36	1017626	(T3xxx12000-) Balljoint, M6 X 1.0 Fem, M6 X 1.0 Mal	1	
37	07785	(T3xxx12000-) Nut, Hex, Std, M6 X 1.0, A2, Ss	2	
38	1017633	(T3xxx12000-) Cable, Lift, Sqge	1	
39	1041822	(T3xxx13000-) Light, Panel, Mgt, .312" Dia. (ec-H2O Model)	1	

▽ ASSEMBLY

▲ INCLUDED IN ASSEMBLY

● RECOMMENDED STOCK ITEMS

WHEEL GROUP, DUAL DISK DRIVE MODEL



WHEEL GROUP, DUAL DISK DRIVE MODEL

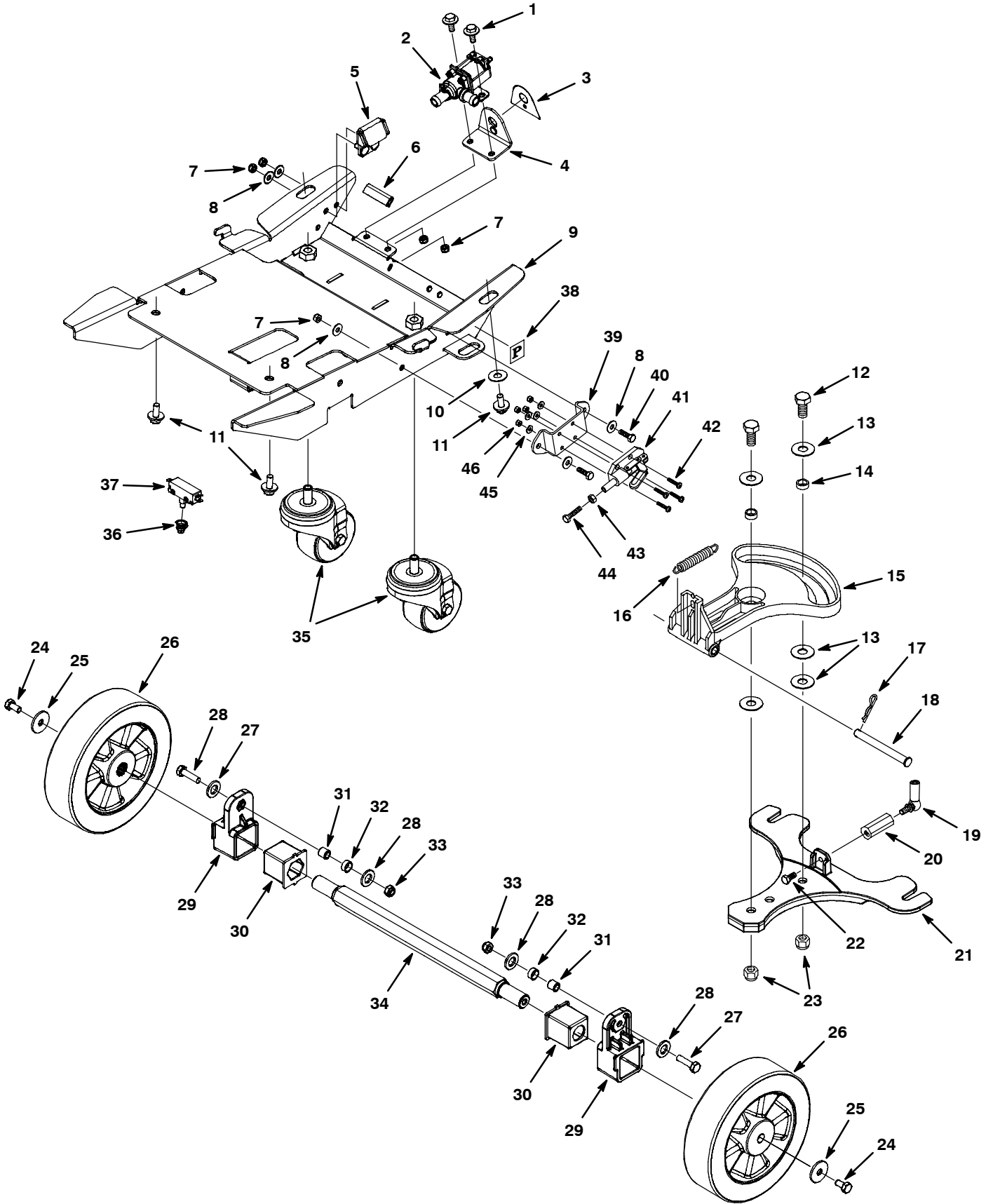
Ref.	Part No.	Serial Number	Description	Qty.	
1	1034731	(T3xxx12000-) Screw, Hex, M6 X 1.00 X 16, Ss, Sems	2	
2	1016595	(T3xxx12000-)● Valve, .25-20 [Liq Dispensing]	1	
3	1014156	(T3xxx12000-) Label, Opertnl, Lower, Soltn Flow	1	
4	1031714	(T3xxx12000-) Bracket, Mtg, Valve, Soltn [T3]	1	
5	1017618	(T3xxx12000-) Bracket, Locking, Pedal, Foot	1	
6	1034551	(T3xxx12000-) Trim, Plstc, Edge, .12 X .56 X 1.75	1	
7	08712	(T3xxx12000-) Nut, Hex, Lock, M6 X 1.00, Ss, NI	6	
8	01684	(T3xxx12000-) Washer, Flat, 0.27b 0.69d .05, Ss	6	
9	1023428	(T3xxx12000-) Frame Wldt, Mach, Blk, [T3]	1	
10	1016331	(T3xxx12000-) Washer, Flat, 0.34b 1.25d .11, Ss	2	
11	1020341	(T3xxx12000-) Screw, Hex, M8 X 1.25 X 20, Ss, Sems Sq	4	
12	12309	(T3xxx12000-) Screw, Hex, M12 X 1.75 X 30, Ss	2	
13	140045	(T3xxx12000-) Washer, Flat, 0.51b 1.25d .06, Ss	5	
14	1013662	(T3xxx12000-) Bushing, Sleeve, 12mmb 16mmd 7mml,Pm Yel	2	
15	1023389	(T3xxx12000-) Bracket, Sqge, Lift, Mold Blk, Nyl [T3]	1	
16	1008721	(T3xxx12000-) Spring, Extn, 0.75od 0.09wir 03.5l	1	
17	44906	(T3xxx12000-) Pin, Cotter, Hair, 0.69d .092 Wir	1	
18	1017635	(T3xxx12000-) Pin, Clevis, 10mmd X 100mml	1	
19	1012747	(T3xxx12000-)● Balljoint, M06 X 1.0 Fem, M06 X 1.0 Mal	1	
20	1002078	(T3xxx12000-) Spacer, .50x X 1.25l, M6 Thread	1	
21	1026265	(T3xxx12000-) Bracket, Mtg, Sqge, [T3] Cast, Alm	1	
22	1034731	(T3xxx12000-) Screw, Hex, M6 X 1.00 X 16, Sems, Ss	1	
23	09741	(T3xxx12000-) Nut, Hex, Lock, M12 X 1.75, NI, Ss	2	
24	07788	(T3xxx12363-) Nut, Hex, Std, M12 X 1.75, Ss	2	
25	140024	(T3xxx12363-) Washer, Lock, Split, 0.50, Ss	2	
26	1039655	(T3xxx12363-)● Wheel, Scrbr, 198.00mm, W/ Taper [T3]	2	
27	09011	(T3xxx12000-) Screw, Hex, M8 X 1.25 X 30, Ss	2	
28	1013936	(T3xxx12000-) Washer, Flat, 0.51b 0.94d .10, Nyl	4	
29	1028292	(T3xxx12000-) Adapter, Mtg, Axle, Alm [T3]	2	
30	222460	(T3xxx12000-) Sleeve, P/M, 0.31b 0.50d 0.5l [430ss]	2	
31	630188	(T3xxx12000-)● Bearing, Journal, .50id X .25l	2	
32	08713	(T3xxx12000-) Nut, Hex, Lock, M8 X 1.25, NI, Ss	2	
▽	33	1041605	(T3xxx12363-)● Transaxle, Ele, 24vdc, 112rpm [Amp]	1
▲		1017782	(T3xxx12000-)● Coupling Kit, Transaxle, Replmt [11057]	1
▲	34	1021167	(T3xxx12363-) Key, Woodruff, 5mm	2
▲	35	612880	(T3xxx12000-)● Sleeve, Transaxle, Replmt	2
▲▽	36	1017773	(T3xxx12000-)● Motor, Transaxle, 24vdc, Replmt	1
▲▲	37	614166	(T3xxx12000-)● Brush Kit, Carbon [Qty 4]	1
	38	1019008	(T3xxx12000-)● Caster, Swivel, 80mmd, M12 X 25, Clr Pl	2
	39	1035711	(T3xxx12000-)● Boot, Switch, Hex Nut, .38-32 Thd	1
	40	606292	(T3xxx12000-)● Switch, Push, Actuator, 20a	1
	41	600624	(T3xxx12000-) Label, Parking Brake, Symbol [Tnv]	1
	42	1013840	(T3xxx12000-) Bracket, Brake, Frame	1
	43	08716	(T3xxx12000-) Screw, Hex, M6 X 1.0 X 20, Ss	2
	44	1013718	(T3xxx12000-)● Clamp, Brake, Parking [T3]	1
	45	12323	(T3xxx12000-) Screw, Pan, M4 X 0.7 X 20, Ss	4
	46	07785	(T3xxx12000-) Nut, Hex, Std, M6 X 1.00, A2, Ss	1
	47	1017416	(T3xxx12000-) Screw, Weld, M6 X 1.0 X 25, Thru, Ss	1
	48	41579	(T3xxx12000-) Washer, Flat, #08, Ss	4
	49	33932	(T3xxx12000-) Nut, Hex, Lock, M4 X 0.70, NI, Ss	4
	N/S	1020850	(T3xxx12000-) Harness, Frame, Drive [T3 - Ce]	1

▽ ASSEMBLY

▲ INCLUDED IN ASSEMBLY

● RECOMMENDED STOCK ITEMS

WHEEL GROUP, SINGLE DISK PUSH MODEL

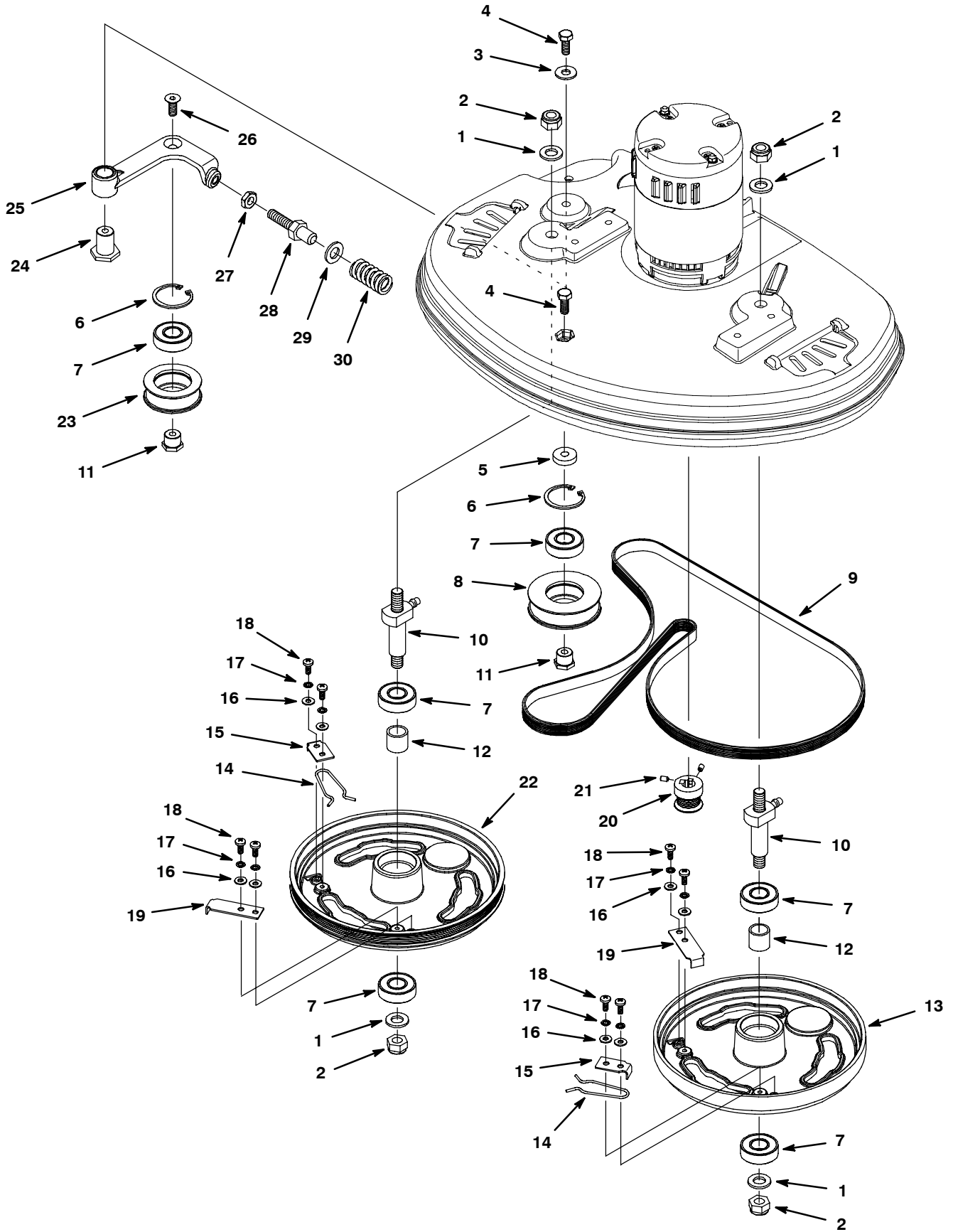


WHEEL GROUP, SINGLE DISK PUSH MODEL

Ref.	Part No.	Serial Number	Description	Qty.
1	1034731	(T3xxx12000-) Screw, Hex, M6 X 1.00 X 16, Ss, Sems	2
2	1016595	(T3xxx12000-) ● Valve, .25-20 [Liq Dispensing]	1
3	1014156	(T3xxx12000-) Label, Opertnl, Lower, Soltn Flow	1
4	1031714	(T3xxx12000-) Bracket, Mtg, Valve, Soltn [T3]	1
5	1017618	(T3xxx12000-) Bracket, Locking, Pedal, Foot	1
6	1034551	(T3xxx12000-) Trim, Plstc, Edge, .12 X .56 X 1.75	1
7	08712	(T3xxx12000-) Nut, Hex, Lock, M6 X 1.00, Ss, NI	6
8	01684	(T3xxx12000-) Washer, Flat, 0.27b 0.69d .05, Ss	6
9	1023428	(T3xxx12000-) Frame Wldt, Mach, Blk [T3]	2
10	1016331	(T3xxx12000-) Washer, Flat, 0.34b 1.25d .11, Ss	2
11	1020341	(T3xxx12000-) Screw, Hex, M8 X 1.25 X 20, Ss, Sems Sq	4
12	12309	(T3xxx12000-) Screw, Hex, M12 X 1.75 X 30, Ss	2
13	140045	(T3xxx12000-) Washer, Flat, 0.51b 1.25d .06, Ss	5
14	1013662	(T3xxx12000-) Bushing, Sleeve, 12mmb 16mmd 7mml, Pm Yel	2
15	1023389	(T3xxx12000-) Bracket, Sqge, Lift, Mold Blk, Nyl [T3]	1
16	1008721	(T3xxx12000-) Spring, Extn, 0.75od 0.09wir 03.5l	1
17	44906	(T3xxx12000-) Pin, Cotter, Hair, 0.69d .092 Wir	1
18	1017635	(T3xxx12000-) Pin, Clevis, 10mmd X 100mml	1
19	1012747	(T3xxx12000-) ● Balljoint, M06 X 1.0 Fem, M06 X 1.0 Mal	1
20	1002078	(T3xxx12000-) Spacer, .50x X 1.25l, M6 Thread	1
21	1026265	(T3xxx12000-) Bracket, Mtg, Sqge, [T3] Cast, Alm	1
1034731	11329	(T3xxx12000-) Screw, Hex, M6 X 1.0 X 16, Ss, NI	1
22	09741	(T3xxx12000-) Nut, Hex, Lock, M12 X 1.75, NI, Ss	2
23	49826	(T3xxx12000-) Screw, Hex, M8 X 1.25 X 16, Ss, NI	2
24	1016331	(T3xxx12000-) Washer, Flat, 0.34b 1.25d .11, Ss	2
25	1013248	(T3xxx12000-) ● Wheel, Scrbr, 198.00mm, W/ Brg	2
26	09011	(T3xxx12000-) Screw, Hex, M8 X 1.25 X 30, Ss	2
27	1013936	(T3xxx12000-) Washer, Flat, 0.51b 0.94d .10, Nyl	4
28	1028292	(T3xxx12000-) Adapter, Mtg, Axle, Alm [T3]	2
29	1028381	(T3xxx12000-) Grommet, Axle [Tpu, T3 Push]	2
30	222460	(T3xxx12000-) Sleeve, P/M, 0.31b 0.50d 0.5l [430ss]	2
31	630188	(T3xxx12000-) ● Bearing, Journal, .50id X .25l	2
32	08713	(T3xxx12000-) Nut, Hex, Lock, M8 X 1.25, NI, Ss	2
33	1028382	(T3xxx12000-) ● Axle, Wheel, Hex, Clr Zn [T3 Push]	1
34	1019008	(T3xxx12000-) ● Caster, Swivel, 80mmd, M12 X 25, Clr Pl	2
35	1035711	(T3xxx12000-) ● Boot, Switch, Hex Nut, .38-32 Thd	1
36	606292	(T3xxx12000-) ● Switch, Push, Actuator, 20a	1
37	600624	(T3xxx12000-) Label, Parking Brake, Symbol [Tnv]	1
38	1013840	(T3xxx12000-) Bracket, Brake, Frame	1
39	08716	(T3xxx12000-) Screw, Hex, M6 X 1.0 X 20, Ss	2
40	1013718	(T3xxx12000-) ● Clamp, Brake, Parking [T3]	1
41	12323	(T3xxx12000-) Screw, Pan, M4 X 0.7 X 20, Ss	4
42	07785	(T3xxx12000-) Nut, Hex, Std, M6 X 1.00, A2, Ss	1
43	1017416	(T3xxx12000-) Screw, Weld, M6 X 1.0 X 25, Thru, Ss	1
44	41579	(T3xxx12000-) Washer, Flat, #08, Ss	4
45	33932	(T3xxx12000-) Nut, Hex, Lock, M4 X 0.70, NI, Ss	4
46				

● RECOMMENDED STOCK ITEMS

SCRUB HEAD GROUP, DUAL DISK 50 cm

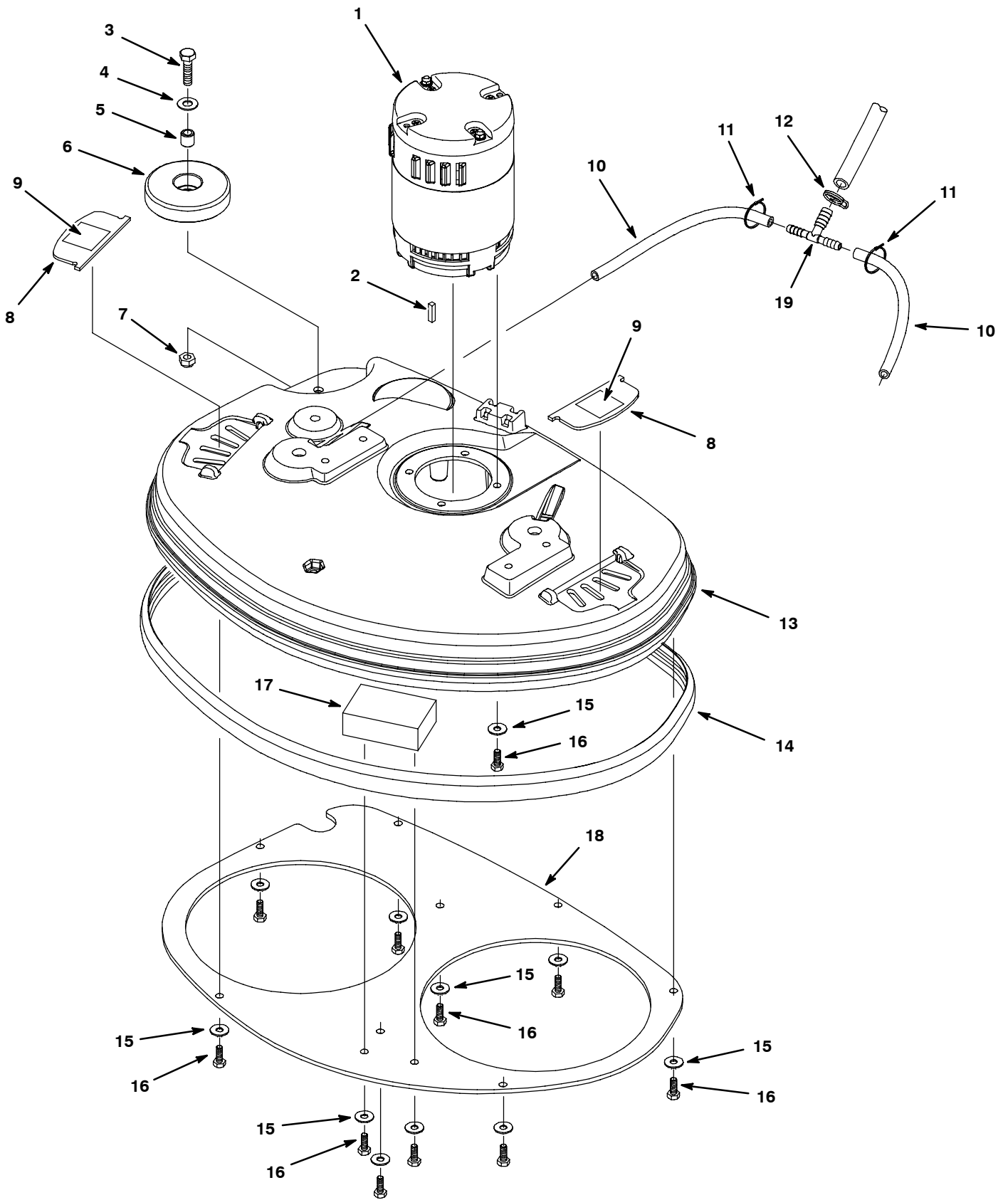


SCRUB HEAD GROUP, DUAL DISK 50 cm

Ref.	Part No.	Serial Number	Description	Qty.
1	33925	(T3xxx12000-) Washer, Flat, M12, Ss	4
2	09741	(T3xxx12000-) Nut, Hex, Lock, M12 X 1.75, NI, Ss	4
3	01685	(T3xxx12000-) Washer, Flat, 0.38b 0.88d .08, Ss	1
4	12273	(T3xxx12000-) Screw, Hex, M8 X 1.25 X 20, Ss, NI	2
5	1011137	(T3xxx12000-) Tube, Rnd, 0.33id 0.98od 00.2l, Stl, PI	1
6	1013884	(T3xxx12000-) Ring, Retaining, Int, 40mm, Ss	2
7	140123	(T3xxx12000-)● Bearing, Ball [1 Pc=1bearing]	6
8	1013476	(T3xxx12000-) Pulley, Idler, Lrg	1
9	1010986	(T3xxx12000-)● Belt, V, Micro, 1550l [J6, Tt]	1
10	1049500	(T3xxx12000-)● Shaft Wldt, Mtg, Pulley	2
11	1011008	(T3xxx12000-) Spacer, Brg, Idler	2
12	1011041	(T3xxx12000-) Tube, Rnd, 0.69id 0.87od 00.8l, Stl, PI	2
13	1010841	(T3xxx12000-)● Pulley, Flat	1
14	1013188	(T3xxx12000-)● Clip, Spring, Drive Plate [T3], Clr Zn	2
15	1011201	(T3xxx12000-)● Plate, Clamp, Brush	2
16	01683	(T3xxx12000-) Washer, Flat, 0.22b 0.50d .05, Ss [#10]	8
17	07514	(T3xxx12000-) Washer, Lock, Int, #10, Ss	8
18	09200	(T3xxx12000-) Screw, Pan, M5 X 0.8 X 12, Ss	8
19	1013592	(T3xxx12000-) Stop, Driver, Release	2
20	1010826	(T3xxx12000-)● Sheave, 06grv, 0.96pd 0.55b, Ss [J6]	1
21	1013995	(T3xxx12000-) Screw, Set, M5 X 0.80 X 8, Ss [Cuppt]	2
22	1010834	(T3xxx12000-)● Pulley, 6grv	1
23	1010902	(T3xxx12000-) Pulley, Idler, Belt, 55d X 15w, Stl, PI	1
24	1011026	(T3xxx12000-) Shaft, Mtg, Idler	1
25	1022523	(T3xxx12000-) Plate, Idler, 50cm Dual Disk, Mach [T3]	1
26	79246	(T3xxx12000-) Screw, Flt, M8 X 1.25 X 20, Ss 18-8	1
27	32716	(T3xxx12000-) Nut, Hex, Jam, M10 X 1.5, Ss	1
28	1011073	(T3xxx12000-) Shaft, Spring, Tens	1
29	1013936	(T3xxx12000-) Washer, Flat, 0.51b 0.94d .10, Nyl	1
30	1011068	(T3xxx12000-) Spring, Cmpr, 0.90od .14wir 01.8l	1

● RECOMMENDED STOCK ITEMS

SCRUB HEAD GROUP, DUAL DISK 50 cm - CONT'D



SCRUB HEAD GROUP, DUAL DISK 50 cm - CONT'D

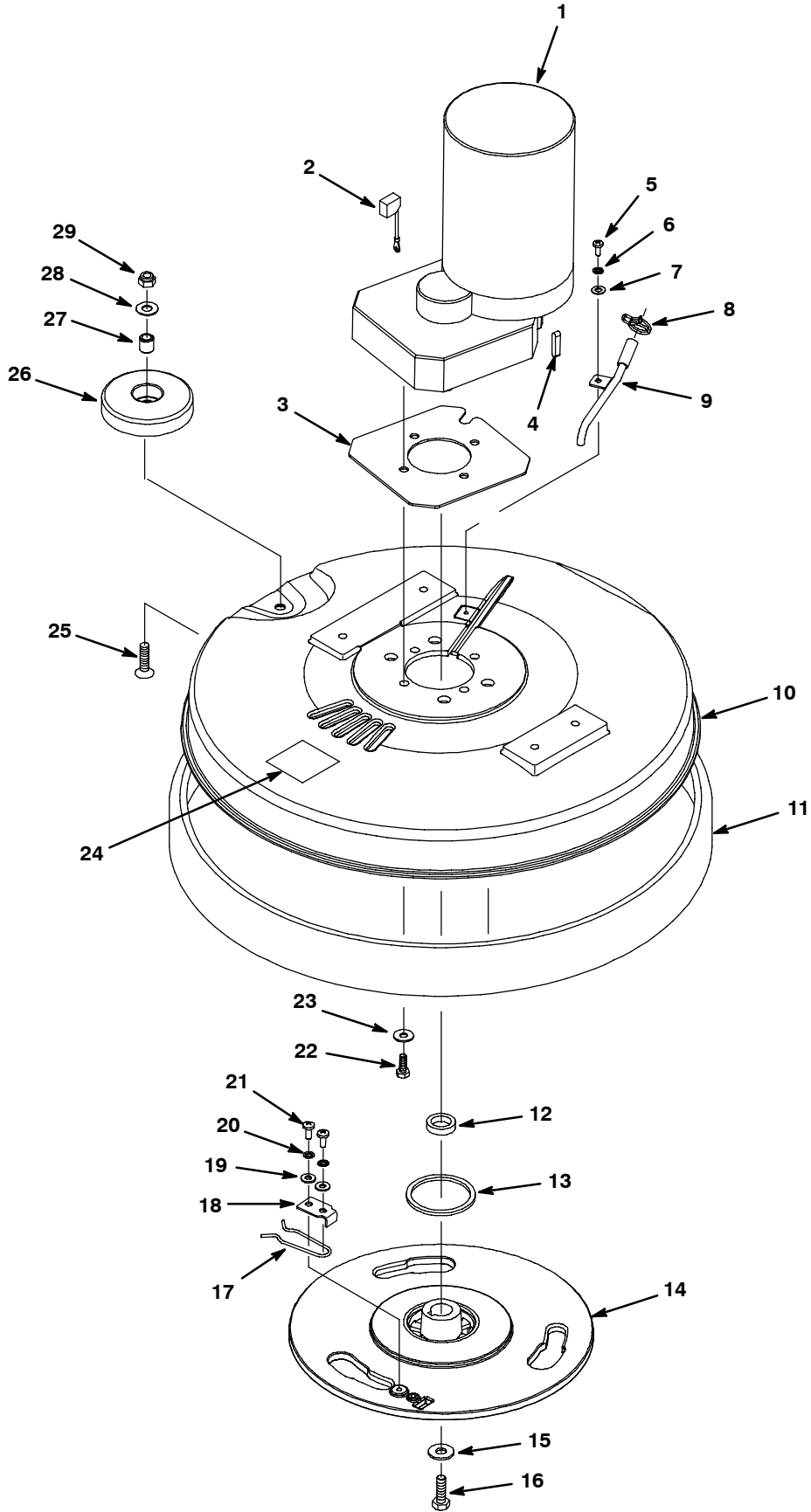
Ref.	Part No.	Serial Number	Description	Qty.
▽	1	1036680	(T3xxx09930-)● Motor, Ele, 24vdc 2600rpm 0.34hp 12.0a	1
▲	1	1037115	(T3xxx09930-)● Brush, Carbon, Motor, Replmt (Set of 2)	1
▲	1	1017240	(T3xxx00001-T3xxx09929)● Brush, Replmt [Carbon] (For Motor #1010811)	4
	2	1014328	(T3xxx12000-)● Key, Sq, 05mm X 05mm, 25mml	1
	3	09011	(T3xxx12000-) Screw, Hex, M8 X 1.25 X 30, Ss	1
	4	140027	(T3xxx12000-) Washer, Flat, 0.35b 0.75d .04, Ss	1
	5	222460	(T3xxx12000-) Sleeve, P/M, 0.31b 0.50d 0.5l [430ss]	1
	6	1010560	(T3xxx12000-)● Wheel, Bmpr, 80d X 25w, Non-Marking	1
	7	08713	(T3xxx12000-) Nut, Hex, Lock, M8 X 1.25, NI, Ss	1
	8	1013565	(T3xxx12000-)● Cover, Pulley [Viewing]	2
	9	578769	(T3xxx12000-) Label, Moving Parts	2
	10	C460126	(T3xxx12000-) Hose, Pvc, Clr, 0.25id 0.38od, Bulk	1.5ft
	11	130040	(T3xxx12000-) Tie, Cable, Nyl, 06.0l .12w	2
	12	607775	(T3xxx12000-) Clamp, Hose, Wir, .63 - .66, Blk	1
	13	1010970	(T3xxx12000-) Housing, Head, 50cm, Dual Disk	1
	14	1010966	(T3xxx12000-)● Bumper, Head, Dual Disk	1
	15	01684	(T3xxx12000-) Washer, Flat, 0.27b 0.69d .05, Ss	14
	16	11329	(T3xxx12000-) Screw, Hex, M6 X 1.0 X 16, Ss, NI	14
	17	1013858	(T3xxx12000-) Weight, Head, Dual Disk	1
	18	1010953	(T3xxx12000-) Cover, Belt, Disk, Dual	1
	19	1015639	(T3xxx12000-) Fitting, Plstc, Tee, Spcl	1

▽ ASSEMBLY

▲ INCLUDED IN ASSEMBLY

● RECOMMENDED STOCK ITEMS

SCRUB HEAD GROUP, SINGLE DISK 43 cm



SCRUB HEAD GROUP, SINGLE DISK 43 cm

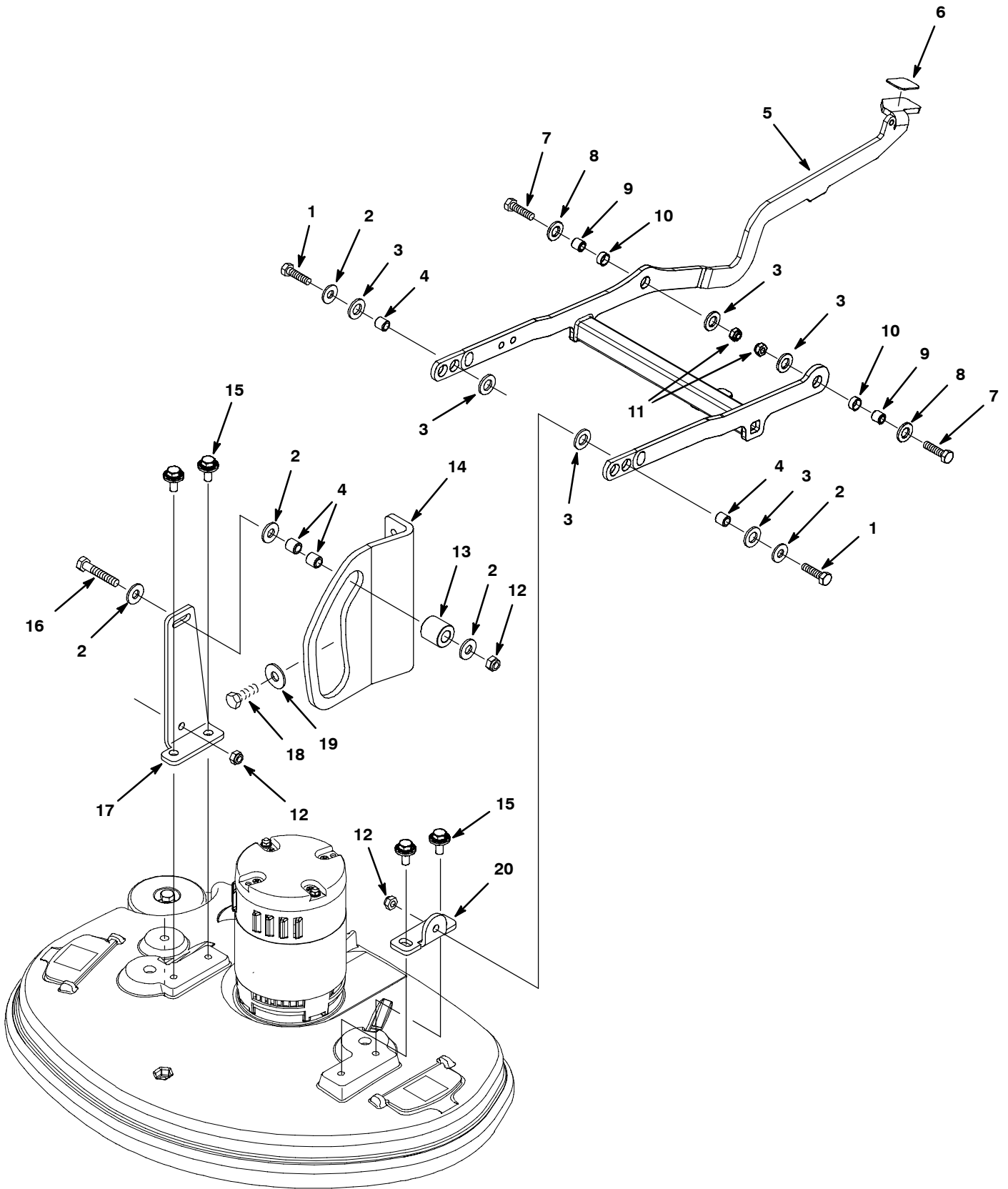
Ref.	Part No.	Serial Number	Description	Qty.
▽	1	1023071	(T3xxx12000-) ● Motor, Ele, 24vdc 0220rpm 0.75hp 28.0a	1
▲	2	1028585	(T3xxx12000-) ● Brush, Carbon, Motor, Replmt [T3, 43cm] (4/PK For Motor #1023071)	1
	3	1014824	(T3xxx12000-)) Spacer, Motor, 2mm Th, Ss [T3]	1
	4	1014328	(T3xxx12000-) ● Key, Sq, 05mm X 05mm, 25mml	1
	5	1020234	(T3xxx12000-)) Screw, Hex, M4 X 0.7 X 10, Ss	1
	6	02938	(T3xxx12000-)) Washer, Lock, Int, #08, Ss	1
	7	1009168	(T3xxx12000-)) Washer, Flat, 0.17b 0.75d .04, Ss	1
	8	607775	(T3xxx12000-)) Clamp, Hose, Wir, .63 - .66, Blk	1
	9	1016155	(T3xxx12000-)) Tube Wldt, Supply, Water	1
	10	1011305	(T3xxx12000-)) Housing, Head, 43cm, Mach Alm Casting	1
	11	1011368	(T3xxx12000-) ● Bumper, Head, 43cm, W/ Bristle Skirt	1
	12	1012587	(T3xxx12000-)) Spacer, 17.3mmb 25.0mmd 6.0mml, Ss	1
	13	1016426	(T3xxx12000-)) Ring, Water, Containment	1
	14	1015875	(T3xxx12000-)) Driver, Pad, 3-Lug, Alm, 17.0b [T3]	1
	15	1017218	(T3xxx12000-)) Washer, Flat, 0.32b 1.00d .12, Ss	1
	16	12333	(T3xxx12000-)) Screw, Hex, M8 X 1.25 X 25, Ss, NI	1
	17	1013188	(T3xxx12000-) ● Clip, Spring, Drive Plate [T3], Clr Zn	1
	18	1011201	(T3xxx12000-) ● Plate, Clamp, Brush	1
	19	01683	(T3xxx12000-)) Washer, Flat, 0.22b 0.50d .05, Ss [#10]	2
	20	07514	(T3xxx12000-)) Washer, Lock, Int, #10, Ss	2
	21	09200	(T3xxx12000-)) Screw, Pan, M5 X 0.8 X 12, Ss	2
	22	11329	(T3xxx12000-)) Screw, Hex, M6 X 1.0 X 16, Ss, NI	4
	23	01684	(T3xxx12000-)) Washer, Flat, 0.27b 0.69d .05, Ss	4
	24	578769	(T3xxx12000-)) Label, Moving Parts	1
	25	79506	(T3xxx12000-)) Screw, Flt, M8 X 1.25 X 30, Ss	1
	26	1010560	(T3xxx12000-) ● Wheel, Bmpr, 80d X 25w, Non-Marking	1
	27	222460	(T3xxx12000-)) Sleeve, P/M, 0.31b 0.50d 0.5l [430ss]	1
	28	140027	(T3xxx12000-)) Washer, Flat, 0.35b 0.75d .04, Ss	1
	29	08713	(T3xxx12000-)) Nut, Hex, Lock, M8 X 1.25, NI, Ss	1

▽ ASSEMBLY

▲ INCLUDED IN ASSEMBLY

● RECOMMENDED STOCK ITEMS

SCRUB HEAD LIFT GROUP, DUAL DISK



SCRUB HEAD LIFT GROUP, DUAL DISK

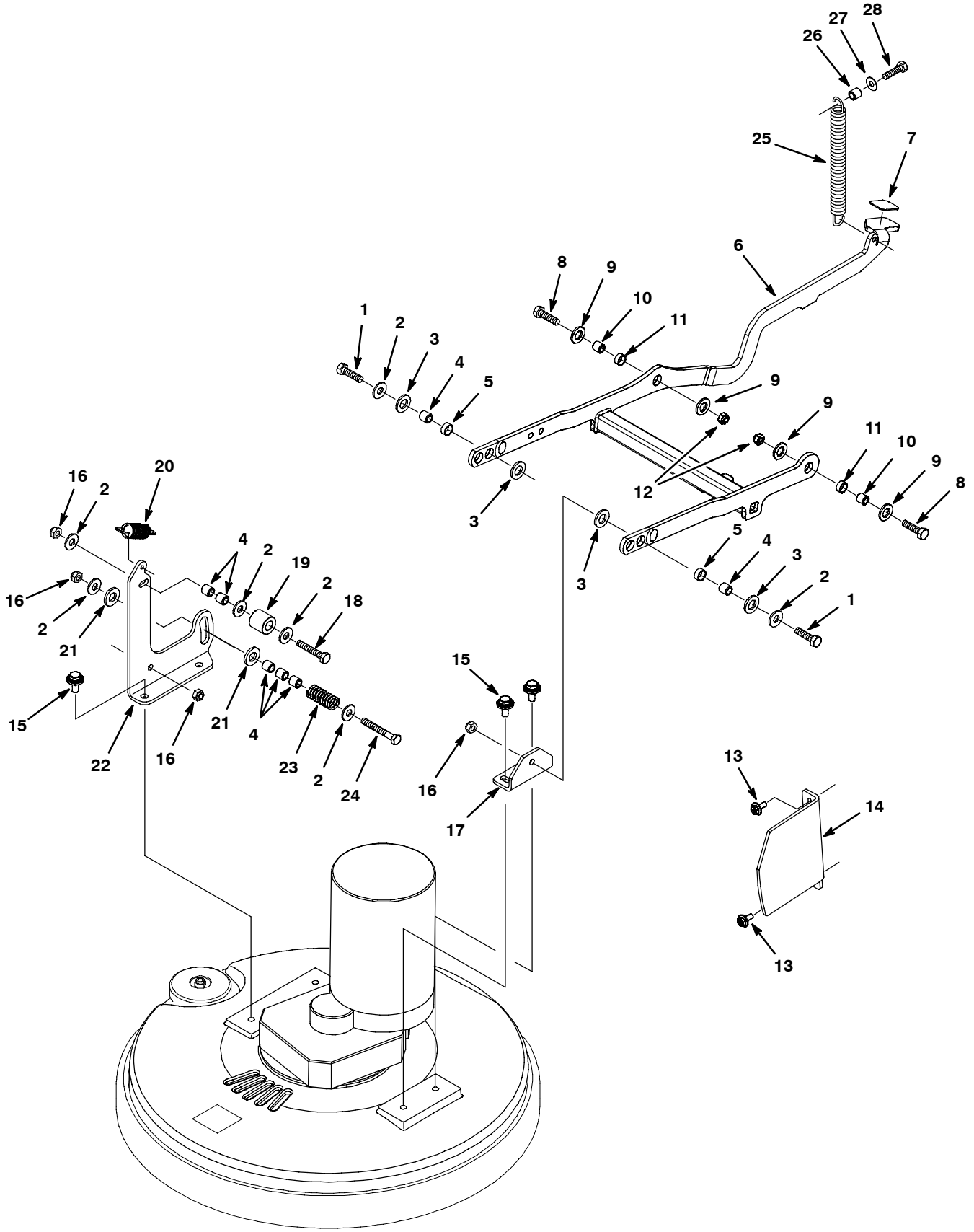
Ref.	Part No.	Serial Number	Description	Qty.	
1	09011	(T3xxx12000-) Screw, Hex, M8 X 1.25 X 30, Ss	2	
2	01685	(T3xxx12000-) Washer, Flat, 0.38b 0.88d .08, Ss	5	
3	1013936	(T3xxx12000-) Washer, Flat, 0.51b 0.94d .10, Nyl	4	
4	222460	(T3xxx12000-) Sleeve, P/M, 0.31b 0.50d 0.5l	4	
▽	5	1037310	(T3xxx12000-) Lift Assy, Head, Dual Disk, Aftmkt [T3]	1
▲	6	1014283	(T3xxx12000-)● Pad, Adh, 28mm X 36mm, Blk [Non-Slip]	1
▲	7	09011	(T3xxx12000-) Screw, Hex, M8 X 1.25 X 30, Ss	2
▲	8	1013936	(T3xxx12000-) Washer, Flat, 0.51b 0.94d .10, Nyl	4
▲	9	222460	(T3xxx12000-) Sleeve, P/M, 0.31b 0.50d 0.5l [430ss]	2
▲	10	630188	(T3xxx12000-) Bearing, Journal, .50id X .25l	2
▲	11	08713	(T3xxx12000-) Nut, Hex, Lock, M8 X 1.25, NI, Ss	2
	12	08713	(T3xxx12000-) Nut, Hex, Lock, M8 X 1.25, NI, Ss	3
	13	1014020	(T3xxx12000-)● Roller, Lift, Dual Disk Head	1
	14	1011462	(T3xxx12000-) Bracket, Guide, Head	1
	15	1020341	(T3xxx12000-) Screw, Hex, M8 X 1.25 X 20, Ss, Sems Sq	4
	16	222505	(T3xxx12000-) Screw, Hex, M8 X 1.25 X 45, Ss	1
	17	1011432	(T3xxx12000-) Bracket, Mtg, Head, Rh	1
	18	11329	(T3xxx12000-) Screw, Hex, M6 X 1.0 X 16, Ss, NI	2
	19	01684	(T3xxx12000-) Washer, Flat, 0.27b 0.69d .05, Ss	2
	20	1011417	(T3xxx12000-) Bracket, Mtg, Head	1

▽ ASSEMBLY

▲ INCLUDED IN ASSEMBLY

● RECOMMENDED STOCK ITEMS

SCRUB HEAD LIFT GROUP, SINGLE DISK



SCRUB HEAD LIFT GROUP, SINGLE DISK

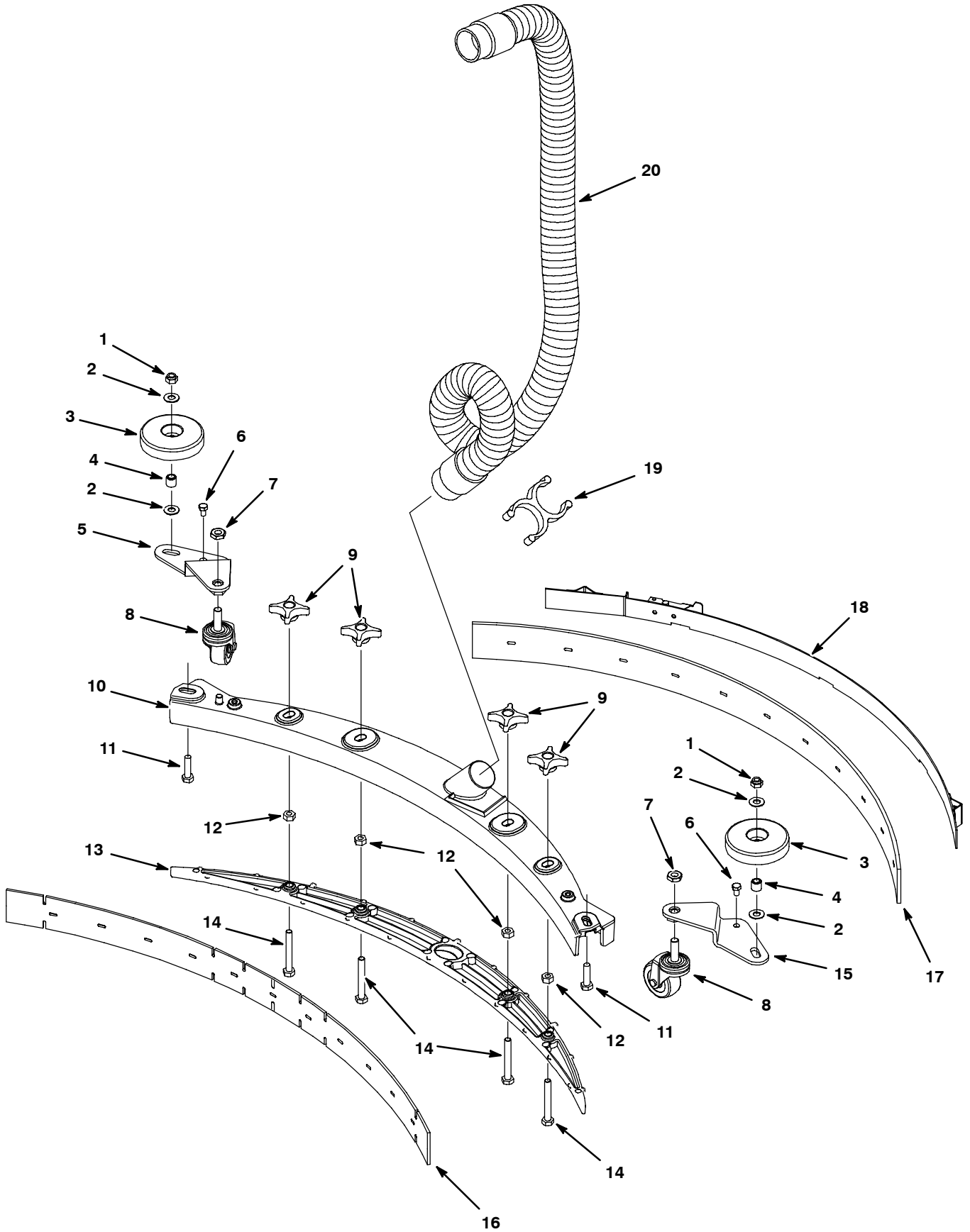
Ref.	Part No.	Serial Number	Description	Qty.	
1	09011	(T3xxx12000-) Screw, Hex, M8 X 1.25 X 30, Ss	2	
2	01685	(T3xxx12000-) Washer, Flat, 0.38b 0.88d .08, Ss	7	
3	1013936	(T3xxx12000-) Washer, Flat, 0.51b 0.94d .10, Nyl	4	
4	222460	(T3xxx12000-) Sleeve, P/M, 0.31b 0.50d 0.5l [430ss]	7	
5	630188	(T3xxx12000-) Bearing, Journal, .50id X .25l	2	
▽	6	1037297	(T3xxx12000-) Lift Assy, Head, Sngl Disk, Aftmkt [T3]	1
▲	7	1014283	(T3xxx12000-)● Pad, Adh, 28mm X 36mm, Blk [Non-Slip]	1
▲	8	09011	(T3xxx12000-) Screw, Hex, M8 X 1.25 X 30, Ss	2
▲	9	1013936	(T3xxx12000-) Washer, Flat, 0.51b 0.94d .10, Nyl	4
▲	10	222460	(T3xxx12000-) Sleeve, P/M, 0.31b 0.50d 0.5l [430ss]	2
▲	11	630188	(T3xxx12000-) Bearing, Journal, .50id X .25l	2
▲	12	08713	(T3xxx12000-) Nut, Hex, Lock, M8 X 1.25, NI, Ss	2
	13	1034731	(T3xxx12000-) Screw, Hex, M6 X 1.00 X 16, Ss, Sems	2
	14	1019572	(T3xxx12000-) Bracket, Guide, Head, [T3-50cm]	1
	15	1020341	(T3xxx12000-) Screw, Hex, M8 X 1.25 X 20, Ss, Sems Sq	4
	16	08713	(T3xxx12000-) Nut, Hex, Lock, M8 X 1.25, NI, Ss	4
	17	1019573	(T3xxx12000-) Bracket, Mtg, Head	1
	18	222505	(T3xxx12000-) Screw, Hex, M8 X 1.25 X 45, Ss	1
	19	1014020	(T3xxx12000-)● Roller, Lift, Dual Disk Head	1
	20	1024747	(T3xxx12000-) Spring, Extn, 0.62od 0.07wir 03.0l	1
	21	140127	(T3xxx12000-) Bearing, Thrust, 0.51b 1.00d 0.12w, Brz	2
	22	1019571	(T3xxx12000-) Bracket, Mtg, Head, Rh	1
	23	140430	(T3xxx12000-) Spring, Cmpr, 0.70od .10wir 01.7l	1
	24	1014163	(T3xxx12000-) Screw, Hex, M8 X 1.25 X 60, FI, Ss	1
	25	1013545	(T3xxx12000-) Spring, Extn, 1.00od 0.10wir 06.0l	1
	26	222460	(T3xxx12000-) Sleeve, P/M, 0.31b 0.50d 0.5l [430ss]	1
	27	140027	(T3xxx12000-) Washer, Flat, 0.35b 0.75d .04, Ss	1
	28	12333	(T3xxx12000-) Screw, Hex, M8 X 1.25 X 25, Ss, NI	1

▽ ASSEMBLY

▲ INCLUDED IN ASSEMBLY

● RECOMMENDED STOCK ITEMS

SQUEEGEE GROUP



SQUEEGEE GROUP

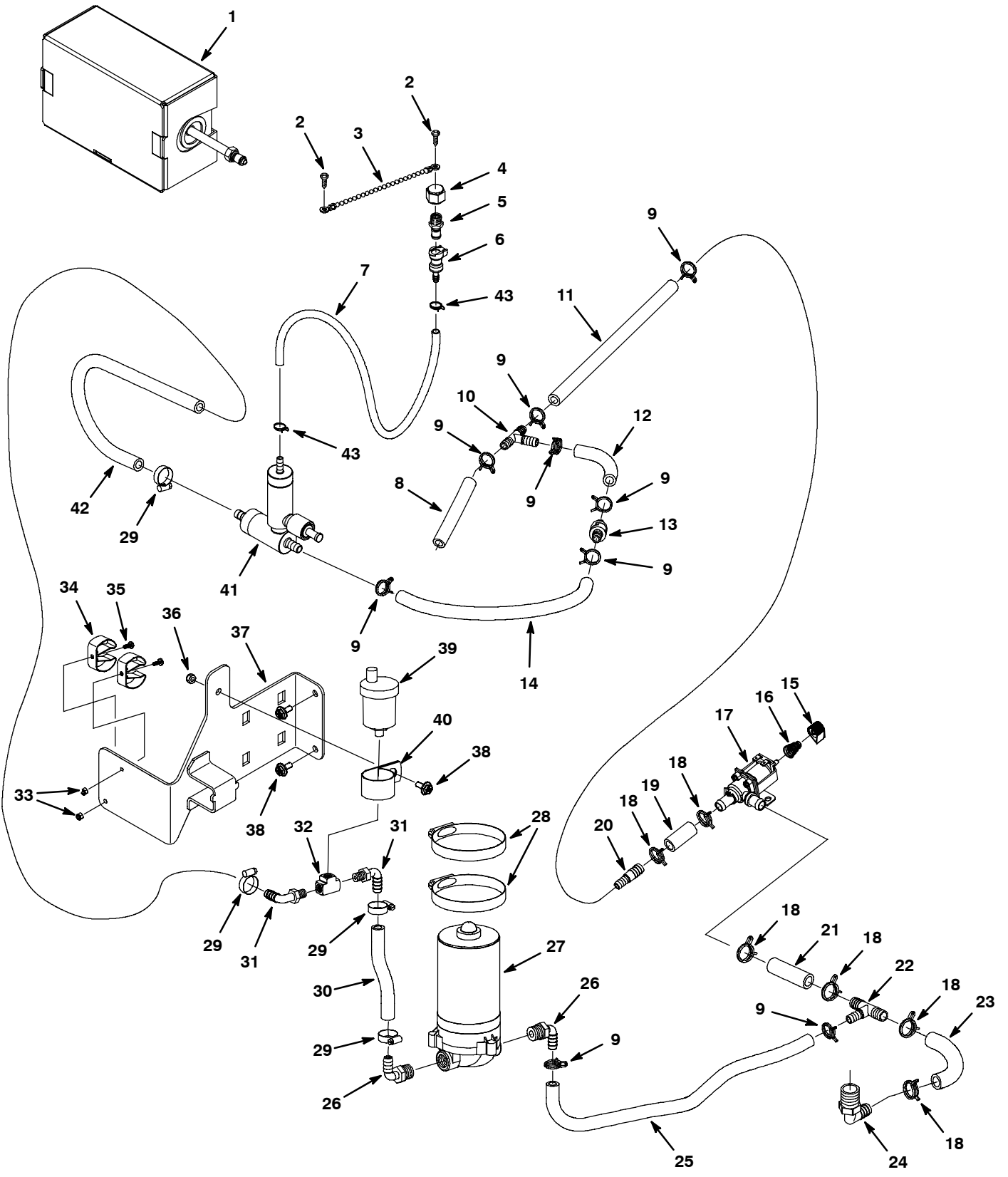
Ref.	Part No.	Serial Number	Description	Qty.
▽	994765	(T3xxx12000-) Squeegee Assy, 50cm, Tnv [T3]	1
▲	1 08713	(T3xxx12000-) Nut, Hex, Lock, M8 X 1.25, NI, Ss	2
▲	2 140027	(T3xxx12000-) Washer, Flat, 0.35b 0.75d .04, Ss	4
▲	3 1010560	(T3xxx12000-)● Wheel, Bmpr, 80d X 25w, Non-Marking	2
▲	4 222460	(T3xxx12000-) Sleeve, P/M, 0.31b 0.50d 0.5l [430ss]	2
▲	5 1017609	(T3xxx12000-) Plate, Mtg, Caster, Sqge, Lh	1
▲	6 74455	(T3xxx12000-) Screw, Hex, M6 X 1.0 X 12, Fmg	2
▲	7 32716	(T3xxx12000-) Nut, Hex, Jam, M10 X 1.5, Ss	2
▲	8 1017624	(T3xxx12000-)● Caster, Swivel, 50mmd, M10 X 30 Stem, PI	2
▲	9 1010558	(T3xxx12000-)● Knob, Star, 2.00d 4ear 0.7l M8x1.25,Thru	4
▲	10 1011163	(T3xxx12000-) Frame, Sqge, 74cm, Die Cast [50cm - T3]	1
▲	11 09011	(T3xxx12000-) Screw, Hex, M8 X 1.25 X 30, Ss	2
▲	12 07786	(T3xxx12000-) Nut, Hex, Std, M8 X 1.25, Ss	4
▲	13 1010844	(T3xxx12000-) Plate, Retainer, 500mm, Sqge Blade	1
▲	14 1014163	(T3xxx12000-) Screw, Hex, M8 X 1.25 X 60, Fl, Ss	4
▲	15 1017611	(T3xxx12000-) Plate, Mtg, Caster, Sqge, Rh, 500mm	1
▲	16 1011232	(T3xxx12000-)● Blade, Sqge, Front, 784mml [500mm] (Standard)	1
	16 1014091	(T3xxx12000-)● Blade, Sqge, Front, 784mml Gum [500mm] (Optional)	1
	16 1014092	(T3xxx12000-)● Blade, Sqge, Front, 784mml Oil-Rstn (Optional)	1
▲	17 1011456	(T3xxx12000-)● Blade, Sqge, Rear, 32.68l Linatex[500mm] (Standard)	1
	17 1014093	(T3xxx12000-)● Blade, Sqge, Rear, 32.68l Gum [500mm] (Optional)	1
	17 1014094	(T3xxx12000-)● Blade, Sqge, Rear, 32.68l Pyu [500mm] (Optional)	1
▲	18 994850	(T3xxx12000-) Retainer Assy, Blade, Sqge, 500mm	1
	19 1014079	(T3xxx12000-)● Clip, Grip, Hose, 1.50id, Dbl, Blk Pyp	1
	20 1014026	(T3xxx12000-)● Hose, Vacuum, 1.50id X 057.0l, 2cuff	1

▽ ASSEMBLY

▲ INCLUDED IN ASSEMBLY

● RECOMMENDED STOCK ITEMS

SOLUTION GROUP, FaST MODEL

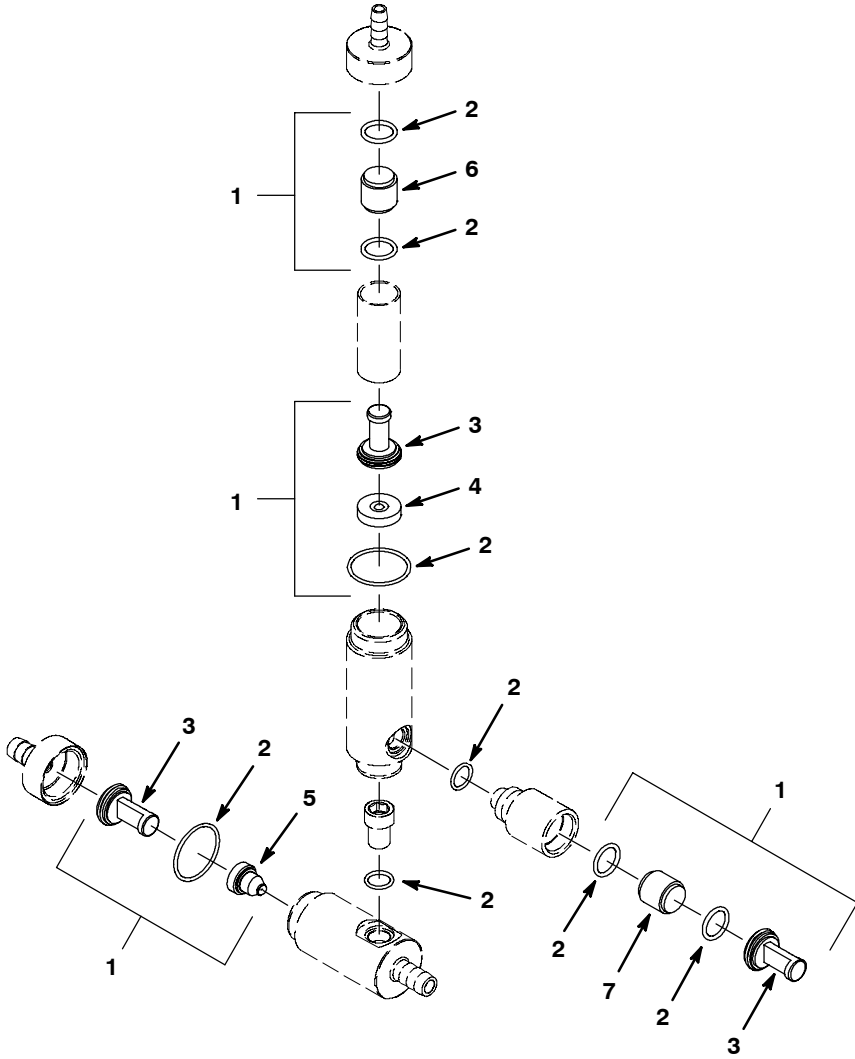


SOLUTION GROUP, FaST MODEL

Ref.	Part No.	Serial Number	Description	Qty.
1	999005	(T3xxx12000-)● Cleaner, Floor, Neutral [365 Fast 2x2l]	1
1	995999	(T3xxx12000-)● Detergent, Hd [Fast, 965, 2x2 L]	1
2	1018155	(T3xxx12000-) Screw, Pan, M5 X 0.8 X16, Ss, Tcut	2
3	621443	(T3xxx12000-) Chain, Ball, #10, 157mml, Ss	1
4	1005435	(T3xxx12000-)● Fitting, Plstc, Pipe, Cap, Pf04	1
5	1002899	(T3xxx12000-)● Fitting, Plstc, Str, Pm04, Cplg, Mal	1
6	1002898	(T3xxx12000-)● Fitting, Plstc, Str, Bm04, Cplg, Fem	1
7	C460126	(T3xxx12000-) Hose, Pvc, Clr, 0.25id 0.38od, Bulk	2.0ft
8	611254	(T3xxx12000-) Hose, Pyu, Clr, 0.38id 0.62od, Bulk	.58ft
9	607775	(T3xxx12000-) Clamp, Hose, Wir, .63 - .66, Blk	8
10	160310	(T3xxx12000-) Fitting, Plstc, Tee, Bm06/Bm06/Bm06	1
11	611254	(T3xxx12000-) Hose, Pyu, Clr, 0.38id 0.62od, Bulk	.94ft
12	611254	(T3xxx12000-) Hose, Pyu, Clr, 0.38id 0.62od, Bulk	.5ft
13	1015455	(T3xxx12000-)● Valve, Check, 0005psi Bm06/Bm06	1
14	611254	(T3xxx12000-) Hose, Pyu, Clr, 0.38id 0.62od, Bulk	1.2ft
15	1013442	(T3xxx12000-)● Knob, Valve, Indicator, Blk	1
16	1017630	(T3xxx12000-)● Spring, Cmpr, 0.48od .04wir 00.8l	1
17	1016595	(T3xxx12000-)● Valve, .25-20 [Liq Dispensing]	1
18	607776	(T3xxx12000-) Clamp, Hose, Wir, .73 - .77, Silver	6
19	1015071	(T3xxx12000-) Hose, Afrmkt, Pvc, Clr, 0.50id, 01ft	1
20	612774	(T3xxx12000-) Fitting, Plstc, Str, Bm06/Bm08	1
21	611259	(T3xxx12000-) Hose, Pvc, Clr, 0.50id 0.75od, Bulk	.19ft
22	630372	(T3xxx12000-) Fitting, Plstc, Tee, Bm06/Bm08/Bm08, Br	1
23	611259	(T3xxx12000-) Hose, Pvc, Clr, 0.50id 0.75od, Bulk	.43ft
24	1013505	(T3xxx12000-) Fitting, Plstc, E90, Bm08/Pm08, Nyl	1
25	611254	(T3xxx12000-) Hose, Pyu, Clr, 0.38id 0.62od, Bulk	2.0ft
26	1005630	(T3xxx12000-) Fitting, Plstc, E90, Bm06/Pm06, Nyl	2
27	1010809	(T3xxx12000-)● Pump, Soltn, Ele, 24vdc, 60psi[Amp Conn]	1
28	43555	(T3xxx12000-) Clamp, Hose, Wormdrive, 2.50-3.50d, .50w	2
29	54333	(T3xxx12000-) Clamp, Hose, Wormdrive, 0.31-0.88d, .31w	4
30	376720	(T3xxx12000-) Hose, Pvc, Brd, 0.38id 0.60od, Bulk, Clr	.5ft
31	1005564	(T3xxx12000-) Fitting, Plstc, E90, Bm06/Pm02, Nyl	2
32	150705	(T3xxx12000-) Fitting, Brs, Tee, Pf02/Pf02/Pf02	1
33	33932	(T3xxx12000-) Nut, Hex, Lock, M4 X 0.70, NI, Ss	2
34	573073	(T3xxx12000-) Clip, Grip, Hose, 1.00-1.38, Zn	2
35	49697	(T3xxx12000-) Screw, Pan, M4 X 0.7 X 10, Ss	2
36	08712	(T3xxx12000-) Nut, Hex, Lock, M6 X 1.00, Ss, NI	1
37	1037242	(T3xxx12000-) Bracket, Wldt, Mtg, Pump [Fast II+]	1
38	1034731	(T3xxx12000-) Screw, Hex, M6 X 1.00 X 16, Ss, Sems	3
39	1017386	(T3xxx12000-)● Valve, Vent, Air, Float Type	1
40	53466	(T3xxx12000-) Clamp, Cable, Stl, 1.50d X 1.00w, 1hole	1
41	9003906	(T3xxx12000-)● FaST Kit, Injector, Ci [T3/Ss3 FaST II+] (See Break Down)	1
42	376720	(T3xxx12000-) Hose, Pvc, Brd, 0.38id 0.60od, Bulk, Clr	1.5ft
43	613735	(T3xxx12000-) Clamp, Hose, Wir, .40 - .42, Yel	2

● RECOMMENDED STOCK ITEMS

9003906 FAST INJECTOR ASSEMBLY BREAKDOWN



9003906 FAST INJECTOR ASSEMBLY BREAKDOWN

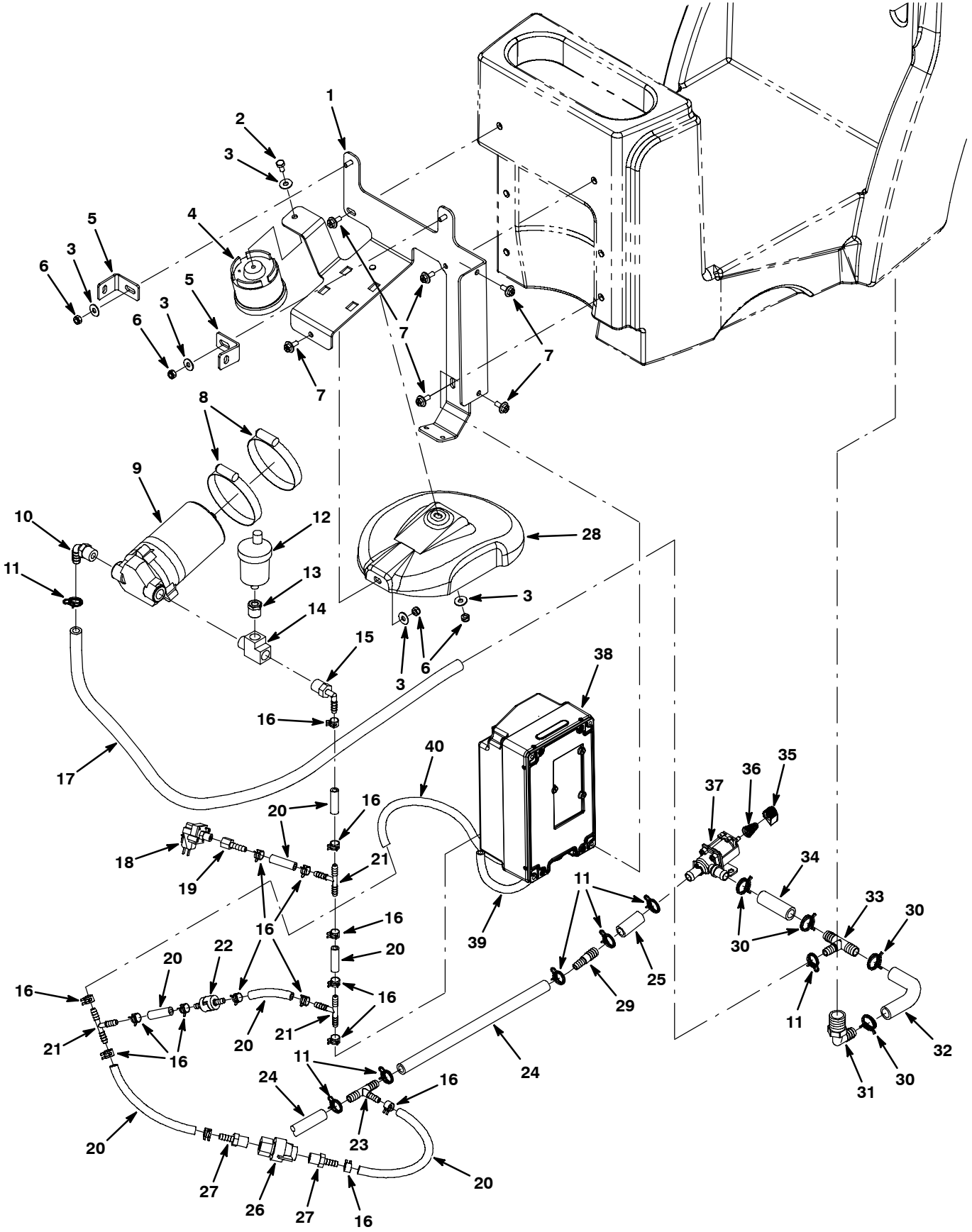
Ref.	Part No.	Serial Number	Description	Qty.
▽	9003906	(T3xxx12000-) FaST Kit, Injector, Ci [T3/Ss3 FaST II+]	1
▲	1	9003802)● FaST Kit, Ci, Injector Rebuild [FaST II+]	1
▲	2	9003008)● FaST Kit, Ci, Injector Seals [FaST II+]	1
▲	3	9003009)● FaST Kit, Ci, Injector Filters [FaST II+]	1
▲	4	1039974) Plate Assy, Orifice, 0.0065Id, Blk	1
▲	5	1039988) Orifice, Plug, .027	1
▲	6	1030444) Valve, Check, 0002psi, White, [FaST II+]	1
▲	7	1030441) Valve, Check, 0005psi, Brown, [FaST II+]	1

▽ ASSEMBLY

▲ INCLUDED IN ASSEMBLY

● RECOMMENDED STOCK ITEMS

SOLUTION GROUP, *ec-H2O* MODEL



SOLUTION GROUP, *ec-H2O* MODEL

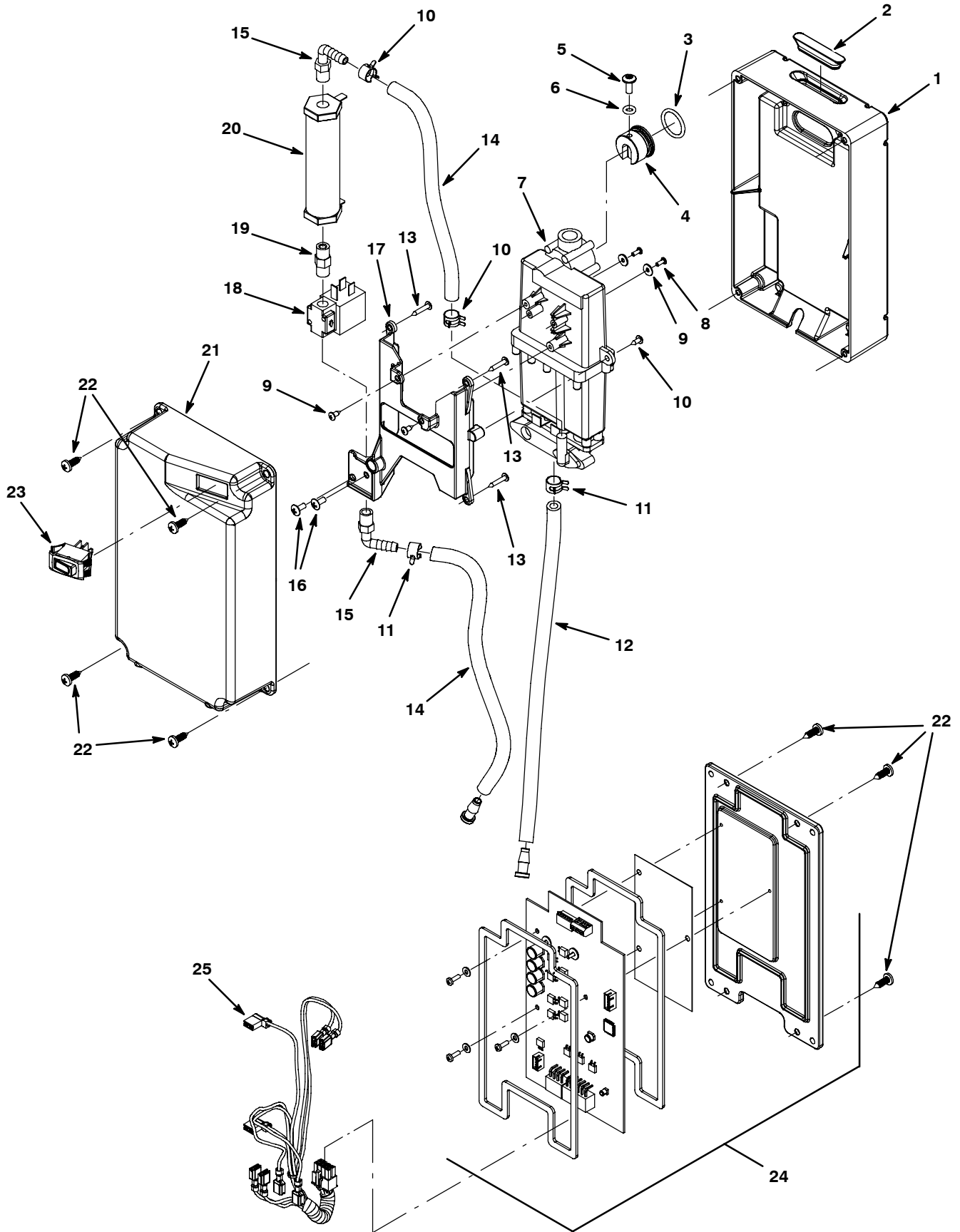
Ref.	Part No.	Serial Number	Description	Qty.
1	1045820	(T3xxx13000-) Bracket, Mtg	1
2	11635	(T3xxx13000-) Screw, Hex, M6 X 1.00 X 12, NI, Ss	1
3	01684	(T3xxx12000-) Washer, Flat, 0.27b 0.69d .05, Ss	5
4	392937	(T3xxx13000-) ● Horn, 12-48vdc [94 Decibels]	1
5	1012544	(T3xxx12000-) Bracket, Sppt, Shrd	2
6	08712	(T3xxx12000-) Nut, Hex, Lock, M6 X 1.00, NI, Ss	4
7	1034731	(T3xxx12000-) Screw, Hex, M6 X 1.00 X 16, Sems, Ss	6
8	43555	(T3xxx12000-) Clamp, Hose, Wormdrive, 2.50-3.50d, .50w	2
9	1042592	(T3xxx13000-) ● Pump, Soltn, Ele, 24vdc, 35psi [Ce]	1
10	1005630	(T3xxx12000-) Fitting, Plstc, E90, Bm06/Pm06, Nyl	1
11	607775	(T3xxx12000-) Clamp, Hose, Wir, .63 - .66, Blk	7
12	1017386	(T3xxx12000-) ● Valve, Vent, Air, Float Type	1
13	24698	(T3xxx12000-) Fitting, Brs, Str, Pf02/Pm06	1
14	601483	(T3xxx12000-) Fitting, Brs, Tee, Pf06/Pf06/Pm06, Run	1
15	150417	(T3xxx13000-) Fitting, Plstc, E90, Bm04/Pm06	1
16	603654	(T3xxx13000-) Clamp, Hose, Ear, .44d [Ctb]	14
17	9004748	(T3xxx13000-) Hose, Pvc, Clr, 0.38id 0.62od 42l	1
18	1044335	(T3xxx13000-) ● Switch, Press, 5psi, Pm02	1
19	150520	(T3xxx13000-) Fitting, Brs, Str, Bm04/Pf02	1
20	578820000	(T3xxx13000-) Hose, Pvc, Brd, 0.25id 0.44od 157.2l,Clr	1
21	150713	(T3xxx13000-) Fitting, Plstc, Tee, Bm04/Bm04/Bm04	3
22	1044334	(T3xxx13000-) ● Valve, Check, 0017psi Bm04/Bm04	1
23	50895	(T3xxx13000-) Fitting, Plstc, Tee, Bm04/Bm06/Bm06, Br	1
24	613451	(T3xxx12000-) Hose, Pyu, Clr, 0.38id 0.62od 012.0l	1
25	1015071	(T3xxx12000-) Hose, Afrmkt, Pvc, Clr, 0.50id, 01ft	1
26	1043866	(T3xxx13000-) ● Fitting Assy, Qd, Pf04	1
27	50901	(T3xxx13000-) Fitting, Plstc, Str, Bm04/Pm04	2
28	1045902	(T3xxx13000-) Cover, Motor, Brush [T3 Ec-H2o]	1
29	612774	(T3xxx12000-) Fitting, Plstc, Str, Bm06/Bm08	1
30	607776	(T3xxx12000-) Clamp, Hose, Wir, .73 - .77, Silver	4
31	1013505	(T3xxx12000-) Fitting, Plstc, E90, Bm08/Pm08, Nyl	1
32	606241	(T3xxx12000-) Hose, Pvc, Clr, 0.50id 0.75od 006.0l	1
33	630372	(T3xxx12000-) Fitting, Plstc, Tee, Bm06/Bm08/Bm08, Br	1
34	069760725	(T3xxx12000-) Hose, Pvc, Clr, 0.50id 0.75od 003.0l	1
35	1013442	(T3xxx12000-) ● Knob, Valve, Indicator, Blk	1
36	1017091	(T3xxx12000-) Spring, Cmpr, 0.50od .04wir 00.8l	1
37	1016595	(T3xxx12000-) ● Valve, .25-20 [Liq Dispensing]	1
▽	38	9004561	(T3xxx13000-) ● Module Kit, Replmt [Ec-H2o] (See Breakdown)	1
▲	39	9004606	(T3xxx13000-) Hose, Pvc, Brd, .25id .45od 46l, Clr	1
▲	40	578820000	(T3xxx13000-) Hose, Pvc, Brd, 0.25id 0.44od 157.2l,Clr	1

▽ ASSEMBLY

▲ INCLUDED IN ASSEMBLY

● RECOMMENDED STOCK ITEMS

9004561 *ec-H2O* MODULE ASSEMBLY BREAKDOWN



9004561 *ec-H2O* MODULE ASSEMBLY BREAKDOWN

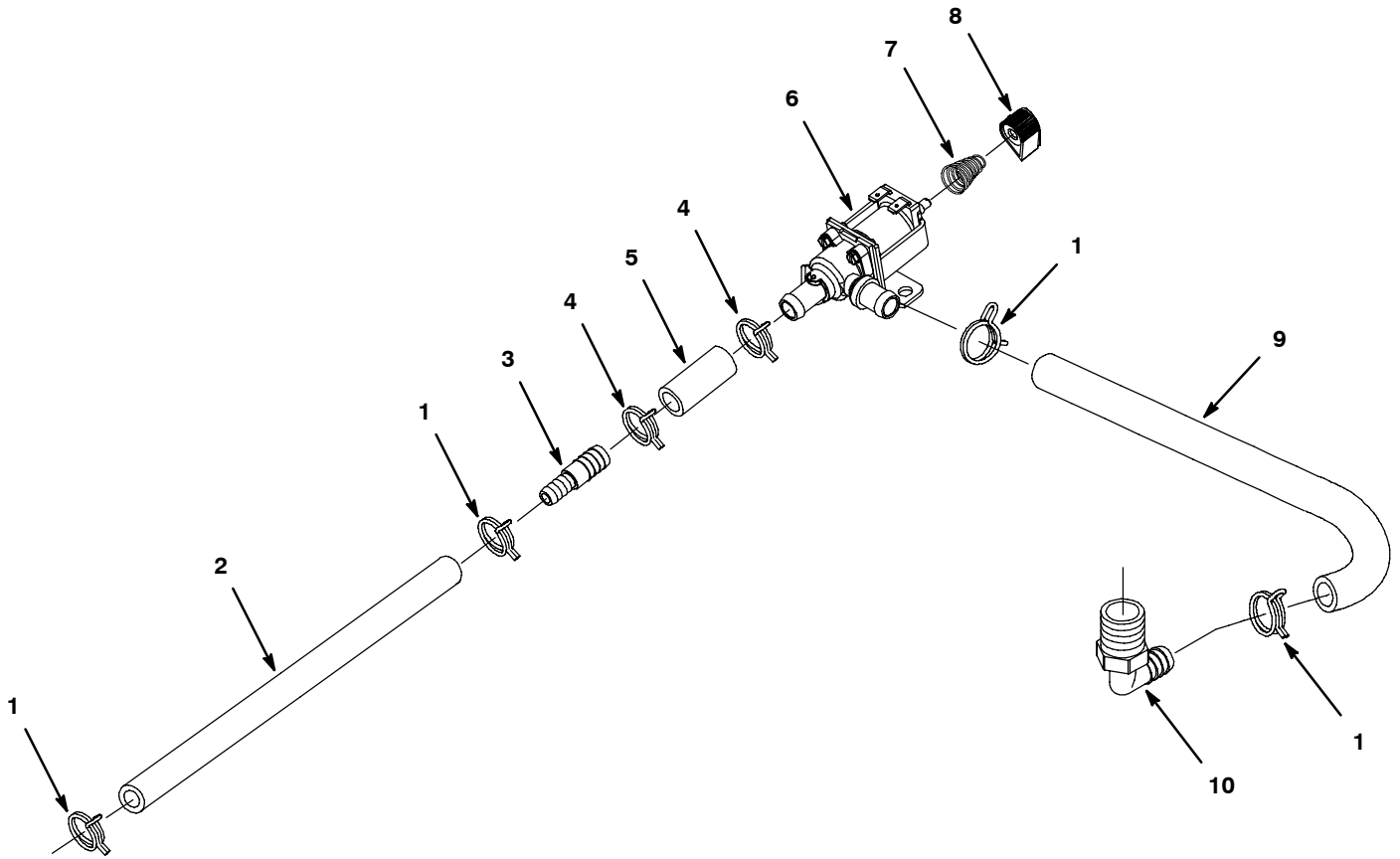
Ref.	Part No.	Serial Number	Description	Qty.
▽	9004561	(T3xxx13000-)● Module Kit, Replmt [Ec-H2o]	1
▲	1 1037032	(T3xxx13000-) Housing, Bottom	1
▲	2 1050431	(T3xxx13000-)● Grommet, Blind	1
▲	3 1038220	(T3xxx13000-)● Seal, Org, .799 X .103, Viton	1
▲	4 1038276	(T3xxx13000-) Plug, Cell	1
▲	5 609062	(T3xxx13000-) Screw, Trs, Phl, 08-32 X 0.38, Ss	1
▲	6 1038277	(T3xxx13000-)● Seal, Org, .206 X .103, Viton	1
▲	7 1033963	(T3xxx13000-)● Electrode, 5 Plate	1
▲	8 578860	(T3xxx13000-) Screw, Pan, Phl, 04-40 X 0.31, PI	2
▲	9 02892	(T3xxx13000-) Washer, Flat, 0.12b 0.38d .03, Stl, PI	2
▲	10 3701.6	(T3xxx13000-) Screw, Pan, Phl, 06-32 X 0.38, Shtmtl,Ss	4
▲	11 603654	(T3xxx13000-) Clamp, Hose, Ear, .44d [Ctb]	4
▲	12 9004606	(T3xxx13000-) Hose, Pvc, Brd, .25id .45od 46l, Clr	1
▲	13 140826	(T3xxx13000-) Screw, Pan, 06-32 X 0.75, Fmg/Ab, Ss	4
▲	14 578820000	(T3xxx13000-) Hose, Pvc, Brd, 0.25id 0.44od 157.2l,Clr	1
▲	15 1037595	(T3xxx13000-) Fitting, Plstc, E90, Bm04/Pm02, Nyl	2
▲	16 140801	(T3xxx13000-) Screw, Trs, Phl, 08-32 X 0.38, Ss	2
▲	17 1038618	(T3xxx13000-) Adapter, Cell	1
▲	18 1013236	(T3xxx13000-)● Valve, Shutoff, Ele, 24vdc	1
▲	19 1045030	(T3xxx13000-) Fitting, Brs, Str, Pm02/Pm02	1
▲	20 1038159	(T3xxx13000-)● Electrode, Cylindrical	1
▲	21 1037034	(T3xxx13000-) Housing, Upper	1
▲	22 1018155	(T3xxx13000-) Screw, Pan, Phl, M5 X 0.80 X 16, Tcut,Ss	8
▲	23 1044393	(T3xxx13000-)● Switch, Rocker, Spst, Mom,	1
▲	24 9004220	(T3xxx13000-)● Controller Kit, Replmt [Ec-H2o]	1
	25 1044399	(T3xxx13000-)● Harness, Main, Controller [Ec-H2o, P3]	1

▽ ASSEMBLY

▲ INCLUDED IN ASSEMBLY

● RECOMMENDED STOCK ITEMS

SOLUTION GROUP, STANDARD MODEL

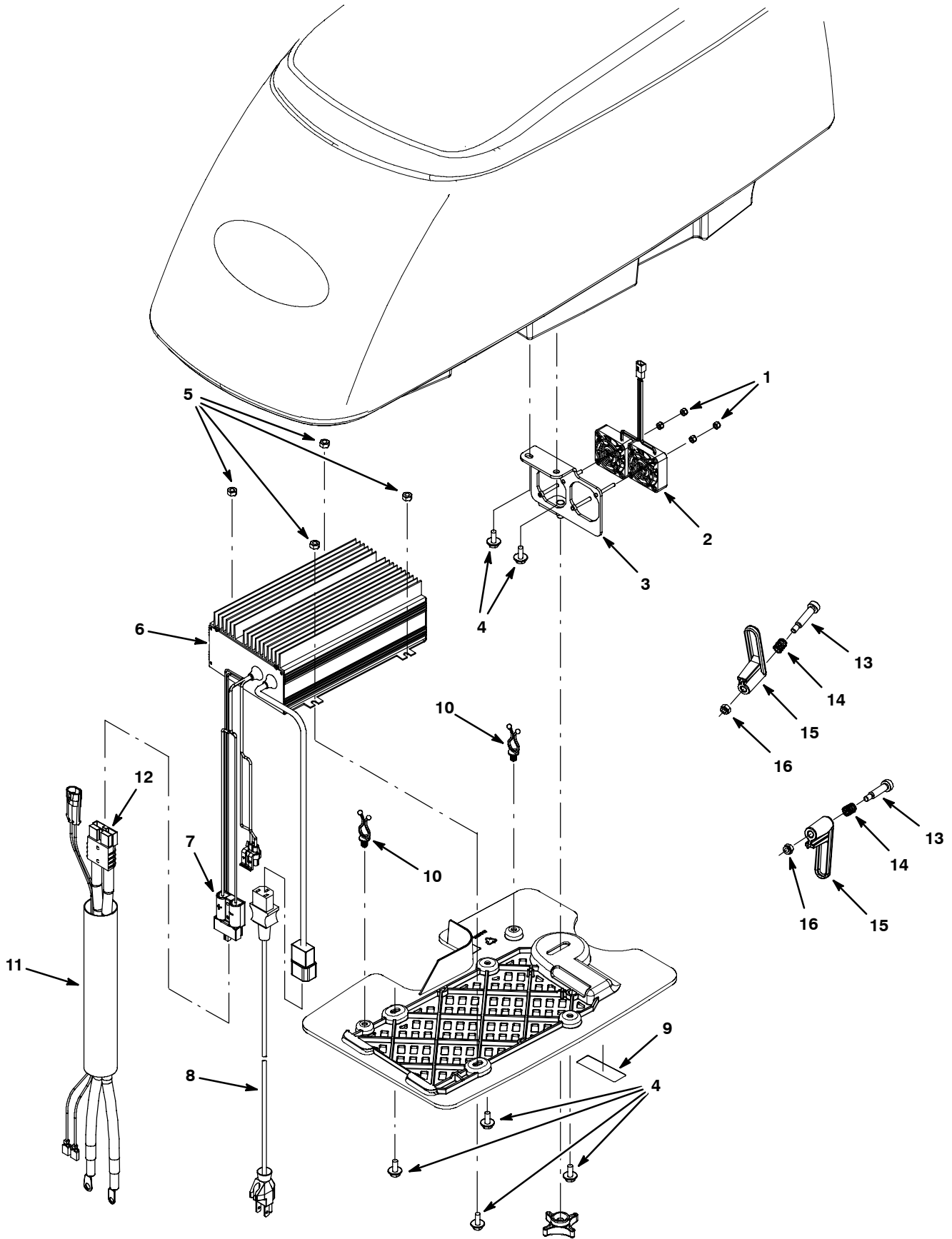


SOLUTION GROUP, STANDARD MODEL

Ref.	Part No.	Serial Number	Description	Qty.
1	607775	(T3xxx12000-) Clamp, Hose, Wir, .63 - .66, Blk	4
2	611254	(T3xxx12000-) Hose, Pyu, Clr, 0.38id 0.62od, Bulk	1.8ft
3	612774	(T3xxx12000-) Fitting, Plstc, Str, Bm06/Bm08	1
4	607776	(T3xxx12000-) Clamp, Hose, Wir, .73 - .77, Silver	2
5	611259	(T3xxx12000-) Hose, Pvc, Clr, 0.50id 0.75od, Bulk	.14ft
6	1016595	(T3xxx12000-)● Valve, .25-20 [Liq Dispensing]	1
7	1017630	(T3xxx12000-)● Spring, Cmpr, 0.48od .04wir 00.8l	1
8	1013442	(T3xxx12000-)● Knob, Valve, Indicator, Blk	1
9	611259	(T3xxx12000-) Hose, Pvc, Clr, 0.50id 0.75od, Bulk	1.8ft
10	1013505	(T3xxx12000-) Fitting, Plstc, E90, Bm08/Pm08, Nyl	1

● RECOMMENDED STOCK ITEMS

ON-BOARD BATTERY CHARGER GROUP



ON-BOARD BATTERY CHARGER GROUP

Ref.	Part No.	Serial Number	Description	Qty.	
1	33932	(T3xxx12000-) Nut, Hex, Lock, M4 X 0.70, NI, Ss	4	
2	1042015	(T3xxx12000-)● Fan Assy, Chrgr	1	
3	1041289	(T3xxx12000-) Bracket, Charger Cover & Fan	1	
4	1034731	(T3xxx12000-) Screw, Hex, M6 X 1.00 X 16, Sems, Ss	6	
5	08712	(T3xxx12000-) Nut, Hex, Lock, M6 X 1.00, NI, Ss	4	
▽	6	1039560	(T3xxx12000-)● Charger, 24vdc, 100/240vac 50/60hz	1
▲	7	605387	(T3xxx12000-)● Connector, Anderson, 50a,Red W/O Contact	1
8	1032849	(T3xxx12000-)● Cord, Power, 4.5 Meter, Blk [Ce]	1	
9	1042006	(T3xxx12000-) Label, Chrgr Led Indicator	1	
10	30406	(T3xxx12000-) Clip, Keeper	2	
▽	11	1037813	(T3xxx12000-)● Harness, Chrgr, Onboard [T3-Hd]	1
▲	12	605387	(T3xxx12000-)● Connector, Anderson, 50a,Red W/O Contact	1
13	1024965	(T3xxx12000-) Bolt, Shld, 8mmd X 30, M6x1.0	2	
14	611311	(T3xxx12000-) Spring, Cmpr, 10.9d, 1.1w, 12.7l Mw Zn	2	
15	610906	(T3xxx12000-)● Hook, Cord Viper	2	
16	08712	(T3xxx12000-) Nut, Hex, Lock, M6 X 1.00, Ss, NI	2	

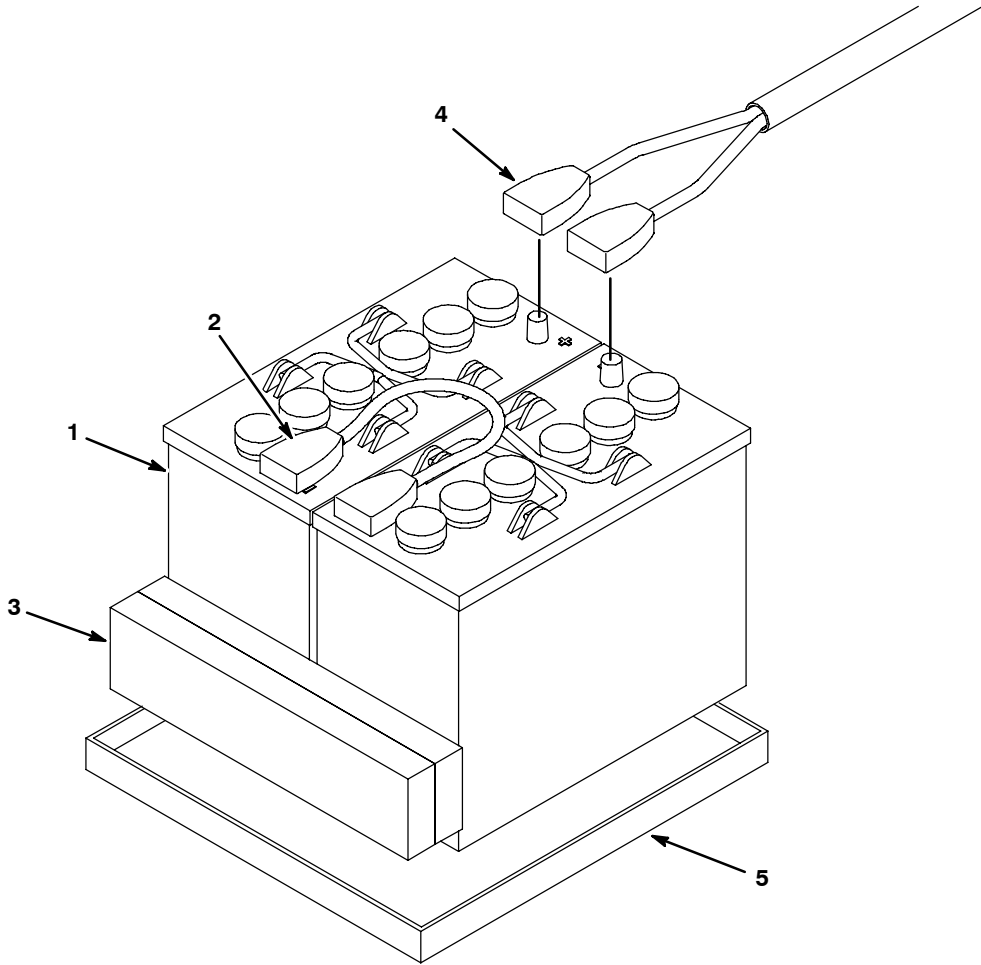
▽ ASSEMBLY

▲ INCLUDED IN ASSEMBLY

● RECOMMENDED STOCK ITEMS

STANDARD PARTS

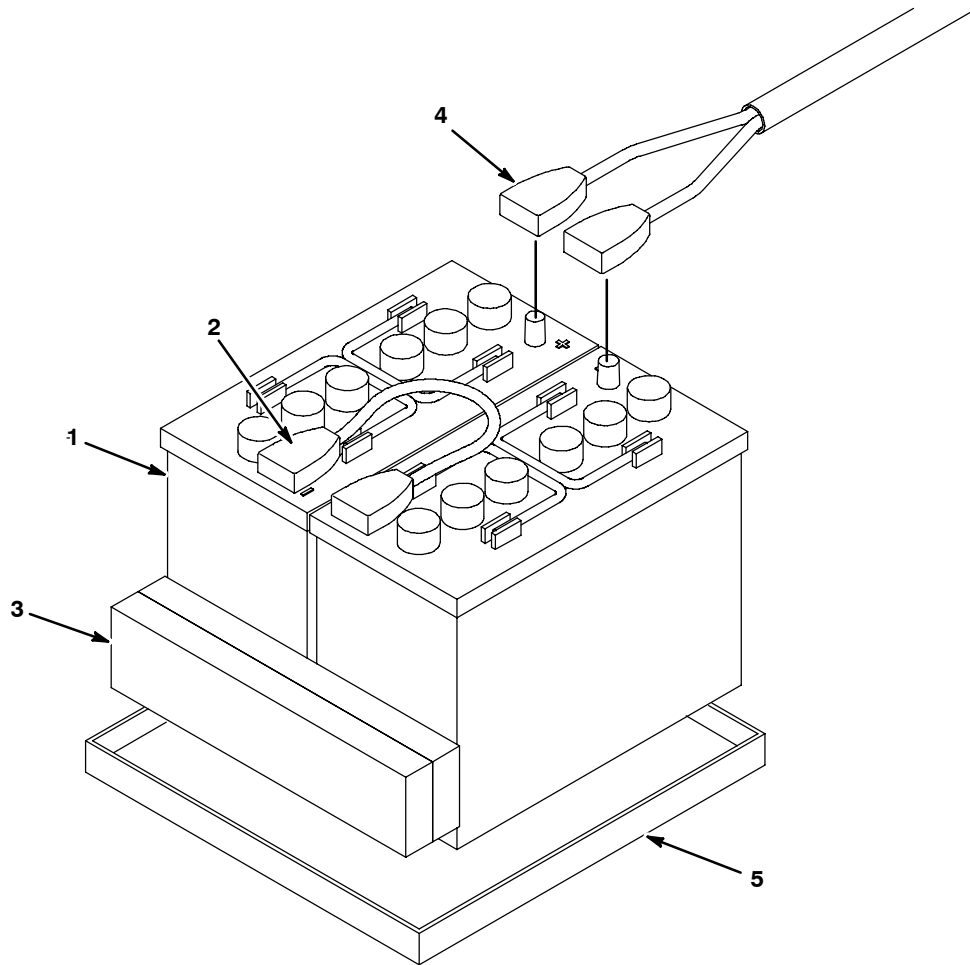
BATTERY GROUP, MAINTENANCE FREE 12V/105Ah



Ref.	Part No.	Serial Number	Description	Qty.
1	994201	(T3xxx12000-)● Battery, 12vdc 0105ah [5h, Gf12105]	2
2	99343	(T3xxx12000-)● Cable, Battery, 16mm2 0290l Blk, 2clamp	1
3	630375	(T3xxx12000-)● Spacer, Battery, 1.25 X 3.3 X 13.7, Foam	2
4	1011703	(T3xxx12000-) Harness, Battery, Ce [Tt]	1
5	1012994	(T3xxx12000-)● Tray, Battery [T3]	1

● RECOMMENDED STOCK ITEMS

BATTERY GROUP, TRACTION 12V/110Ah

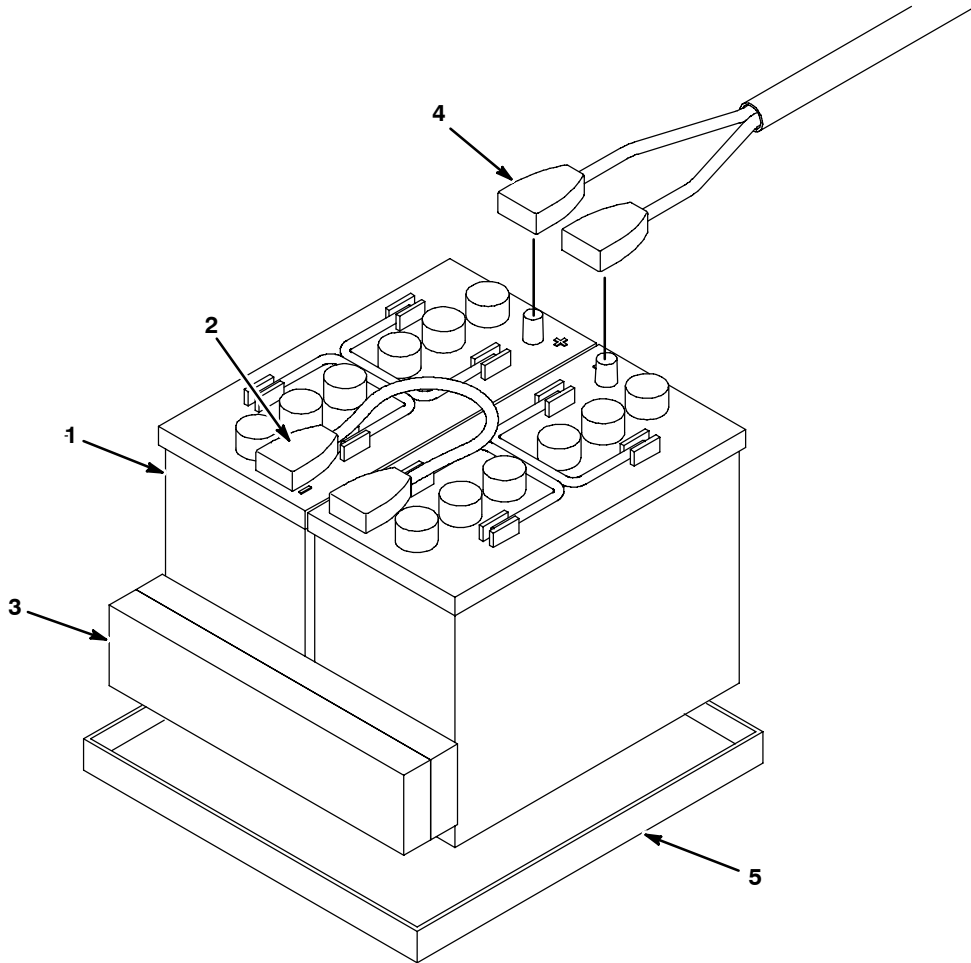


Ref.	Part No.	Serial Number	Description	Qty.
1	1041459	(T3xxx12000-)● Battery, 12Vdc 0110Ah [5H, 12Tp110]	2
2	99343	(T3xxx12000-)● Cable, Battery, 16mm2 0290l Blk, 2clamp	1
3	630375	(T3xxx12000-)● Spacer, Battery, 1.25 X 3.3 X 13.7, Foam	2
4	1011703	(T3xxx12000-) Harness, Battery, Ce [Tt]	1
5	1012994	(T3xxx12000-)● Tray, Battery [T3]	1

● RECOMMENDED STOCK ITEMS

STANDARD PARTS

BATTERY GROUP, SEMI TRACTION 12V/100Ah

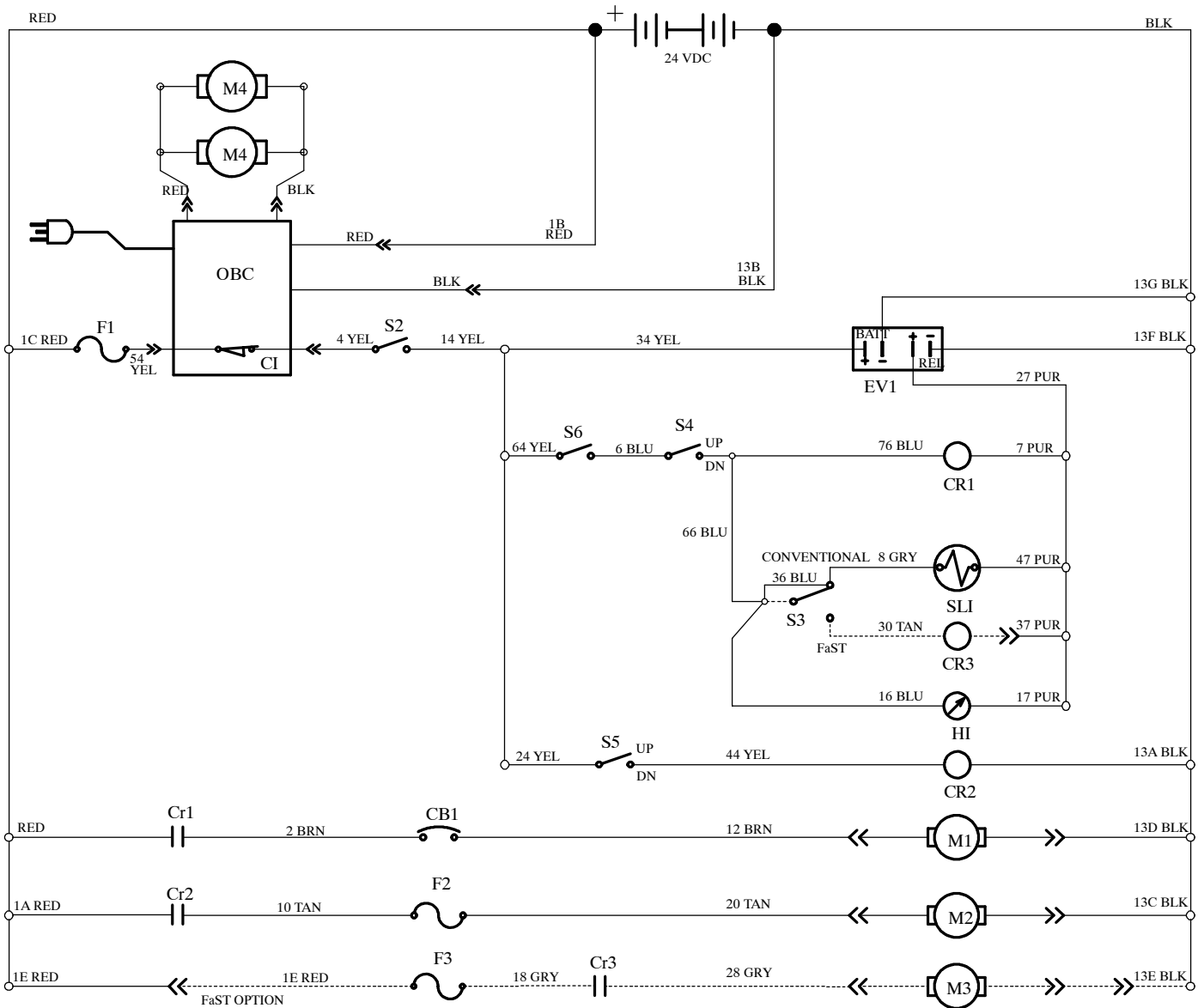


Ref.	Part No.	Serial Number	Description	Qty.
1	1041455	(T3xxx12000-)● Battery, 12v/125ah5h [J150eaps]	2
2	99343	(T3xxx12000-)● Cable, Battery, 16mm2 0290l Blk, 2clamp	1
3	630375	(T3xxx12000-)● Spacer, Battery, 1.25 X 3.3 X 13.7, Foam	2
4	1011703	(T3xxx12000-) Harness, Battery, Ce [Tt]	1
5	1012994	(T3xxx12000-)● Tray, Battery [T3]	1

● RECOMMENDED STOCK ITEMS

ELECTRICAL DIAGRAM, SINGLE DISK 43 cm STANDARD & FAST MODEL

1045055

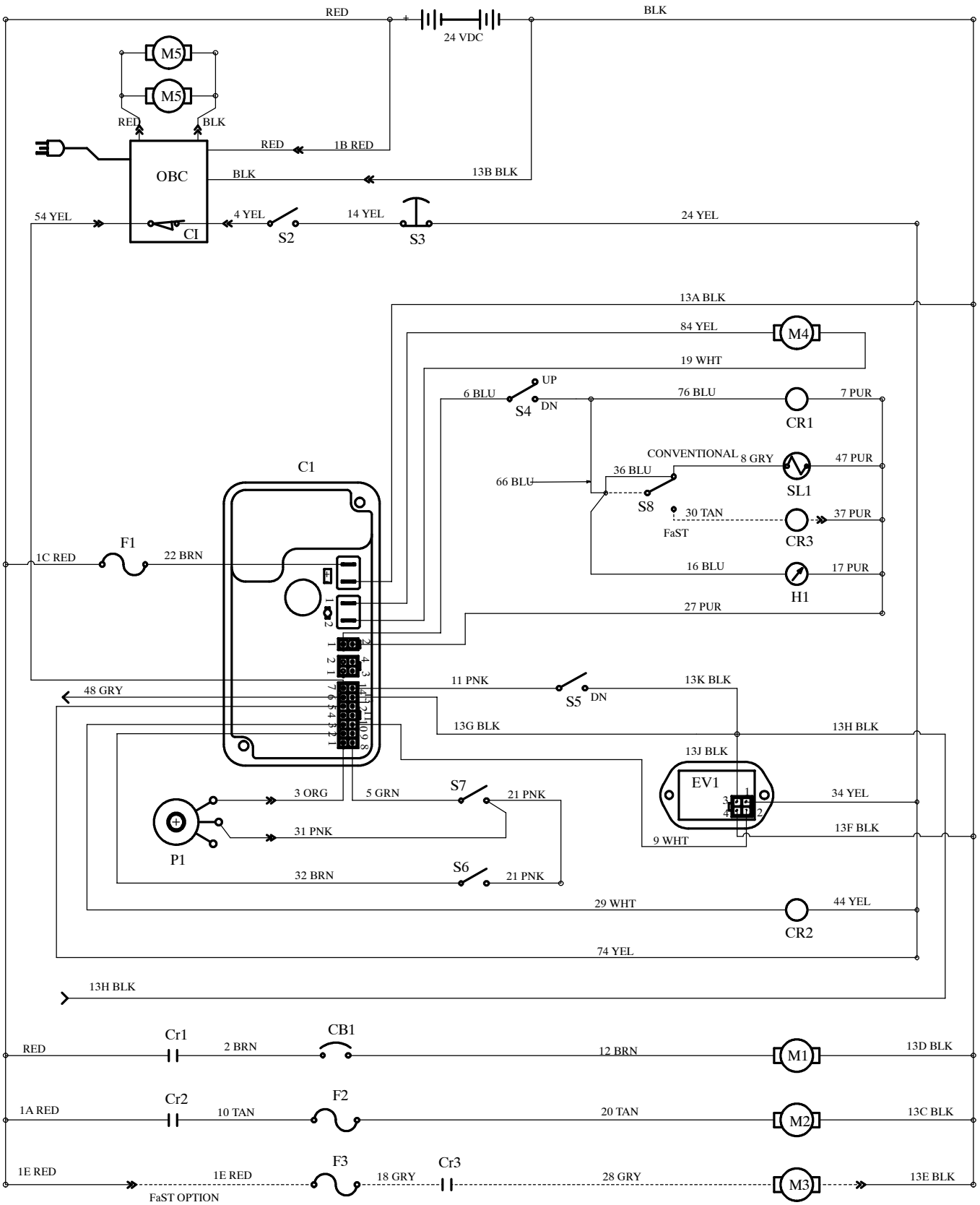


ELECTRICAL DIAGRAM, SINGLE DISK 43 cm STANDARD & FAST MODEL**LEGEND**

RED = RED	CR2 = RELAY VACUUM FAN #1012216	M2 = MOTOR VACUUM FAN
GRY = GRAY	CR3 = RELAY FAST #1012216	M3 = MOTOR FAST PUMP
BLK = BLACK	Cr1 = CONTACT RELAY #1011086	M4 = MOTOR CHARGER FANS
BRN = BROWN	Cr2 = CONTACT RELAY #1012216	OBC = ON BOARD CHARGER
BLU = BLUE	Cr3 = CONTACT RELAY #1012216	S2 = SWITCH KEY #1011402
TAN = TAN	EV1 = ELECTRONIC VOLTMETER #1011625	S3 = SWITCH FAST #130787
YEL = YELLOW	F1 = FUSE 5A MAIN #1016029	S4 = SWITCH SCRUB/TRANS #606292
PUR = PURPLE	F2 = FUSE 25A VAC FAN #1016040	S5 = SWITCH VACUUM #1012568
CB1 = CIRCUIT BREAKER 20A #1016708	F3 = FUSE 7.5A PUMP #1016039	S6 = SWITCH SCRUB #1012568
CI = CHARGER INTERLOCK #605387	H1 = METER HOUR #1011282	SL1 = SOLUTION SOLENOID #1016595
CR1 = RELAY BRUSH #1038490	M1 = MOTOR BRUSH	

ELECTRICAL DIAGRAM, DUAL DISK 50 cm STANDARD & FAST MODEL

1045054

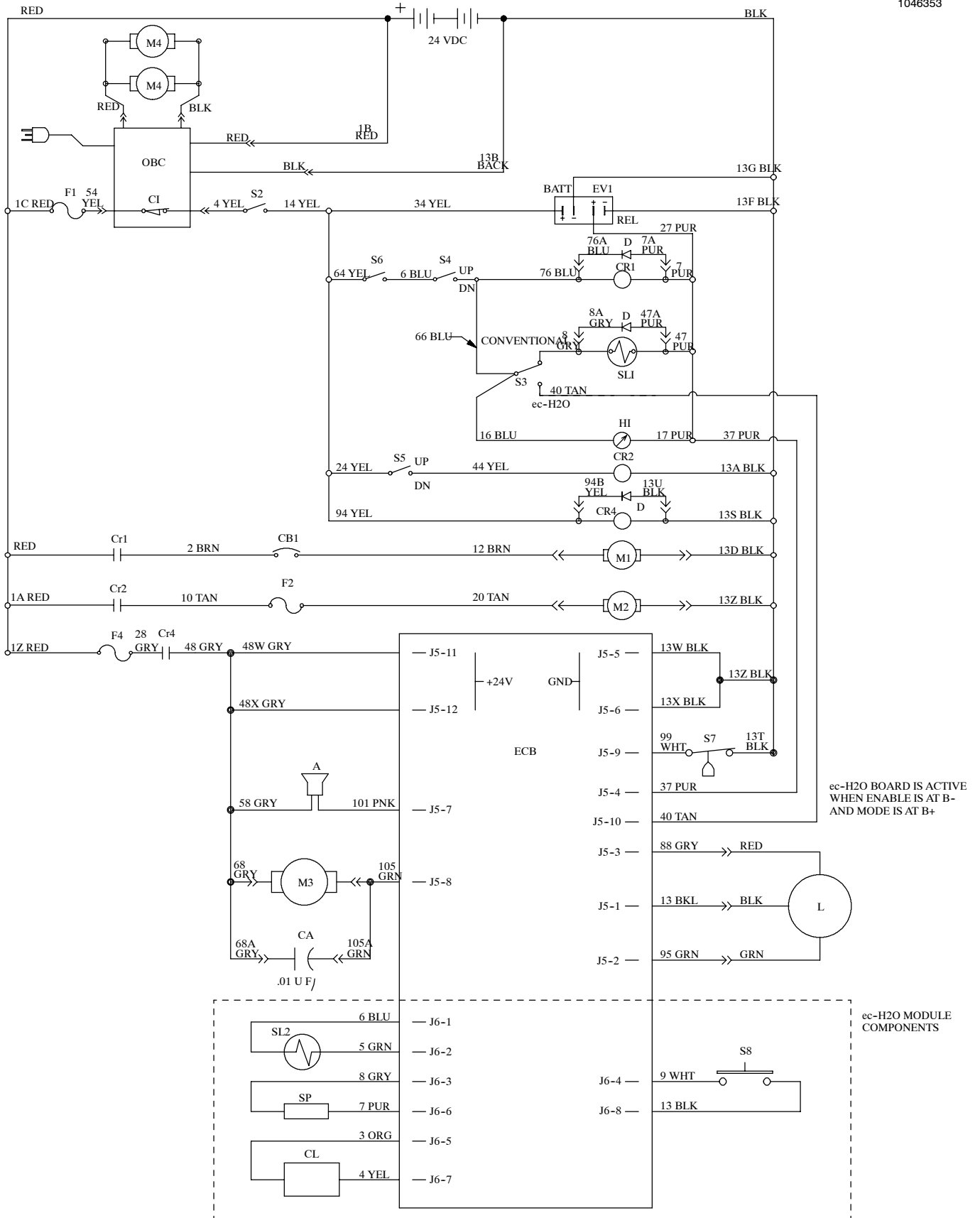


ELECTRICAL DIAGRAM, DUAL DISK 50 cm STANDARD & FAST MODEL**LEGEND**

RED = RED	C1 = CONTROL BOARD #1010905	M3 = MOTOR FAST PUMP
ORG = ORANGE	CR1 = RELAY BRUSH #1038490	M4 = MOTOR DRIVE
GRN = GREEN	CR2 = RELAY VACUUM FAN #1012216	M5 = MOTOR CHARGER FANS
GRY = GRAY	CR3 = RELAY FAST #1012216	OBC = ON BOARD CHARGER
BLK = BLACK	Cr1 = CONTACT RELAY #1011086	P1 = POTENTIOMETER 45K #1042687
BRN = BROWN	Cr2 = CONTACT RELAY #1012216	S1 = SWITCH SAFETY CHARGER #611005
BLU = BLUE	Cr3 = CONTACT RELAY #1012216	S2 = SWITCH KEY #1011402
WHT = WHITE	EV1 = ELECTRONIC VOLTMETER #392894	S3 = SWITCH E-STOP #1011735
TAN = TAN	F1 = FUSE 30A MAIN #1016041	S4 = SWITCH SCRUB/TRANS #606292
PNK = PINK	F2 = FUSE 25A VAC FAN #1016040	S5 = SWITCH VACUUM #1012568
YEL = YELLOW	F3 = FUSE 7.5A PUMP #1016039	S6 = SWITCH FOWARD #1012568
PUR = PURPLE	H1 = METER HOUR #1011282	S7 = SWITCH REVERSE #1012568
CB1 = CIRCUIT BREAKER 15A #1013766	M1 = MOTOR BRUSH	S8 = SWITCH FAST #130787
CI = CHARGER INTERLOCK #605387	M2 = MOTOR VACUUM FAN	SL1 = SOLUTION SOLENOID #1016595

ELECTRICAL DIAGRAM, SINGLE DISK 43 cm *ec-H2O* MODEL

1046353



ELECTRICAL DIAGRAM, SINGLE DISK 43 cm *ec-H2O* MODEL

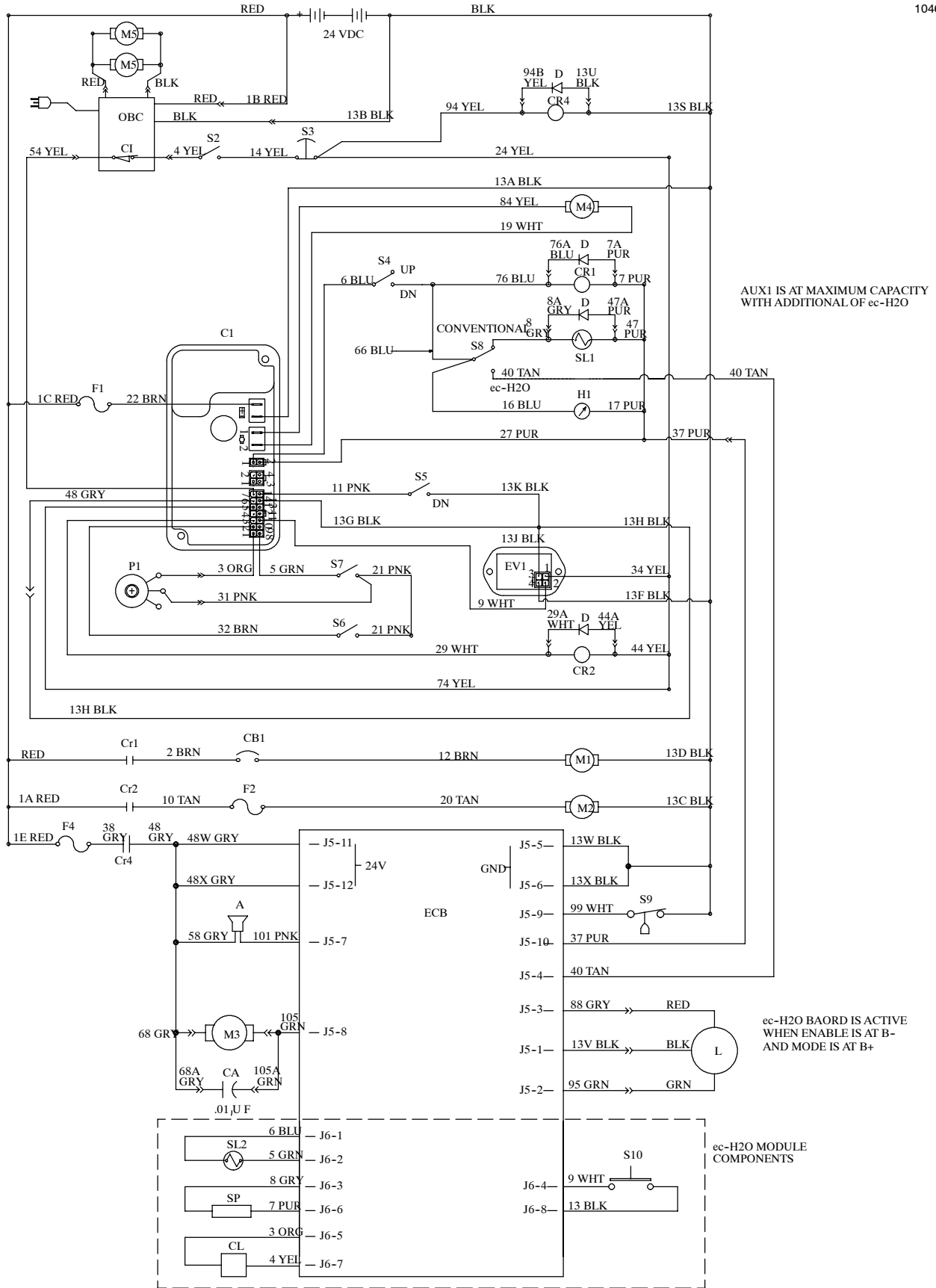
LEGEND

RED = RED	CL = CELL <i>ec-H2O</i>	M2 = MOTOR VACUUM FAN
ORG = ORANGE	CR1 = RELAY BRUSH #1038490	M3 = MOTOR <i>ec-H2O</i> PUMP
GRN = GREEN	CR2 = RELAY VACUUM FAN #1012216	M4 = MOTOR CHARGER FANS
GRY = GRAY	CR4 = RELAY <i>ec-H2O</i> #1012216	OBC = ON BOARD CHARGER
BLK = BLACK	Cr1 = CONTACT RELAY #1011086	S2 = SWITCH KEY #1011402
BRN = BROWN	Cr2 = CONTACT RELAY #1012216	S3 = SWITCH <i>ec-H2O</i> #130787
BLU = BLUE	Cr4 = CONTACT RELAY #1012216	S4 = SWITCH SCRUB/TRANS #606292
WHT = WHITE	D = DIODE	S5 = SWITCH VACUUM #1012568
TAN = TAN	EBC = <i>ec-H2O</i> CONTROL BOARD	S6 = SWITCH SCRUB #1012568
PNK = PINK	EV1 = ELECTRONIC VOLTMETER #1011625	S7 = SWITCH <i>ec-H2O</i> PRESSURE #1044414
YEL = YELLOW	F1 = FUSE 5A MAIN #1016029	S8 = SWITCH <i>ec-H2O</i> FLUSH
PUR = PURPLE	F2 = FUSE 25A VAC FAN #1016040	SL1 = SOLENOID SOLUTION #1016595
A = ALARM <i>ec-H2O</i>	F4 = FUSE 10A PUMP #1047470	SL2 = SOLENOID <i>ec-H2O</i> SOLUTION
CA = CAPACITOR #1040868	H1 = METER HOUR #1011282	SP = SPARGER <i>ec-H2O</i>
CB1 = CIRCUIT BREAKER 20A #1016708	L = LED	
CI = CHARGER INTERLOCK #605387	M1 = MOTOR BRUSH	

J5-1 = LED GND
J5-2 = LED A
J5-3 = LED B
J5-4 = MODE
J5-5 = GND
J5-6 = GND
J5-7 = <i>ec-H2O</i> ALARM OUTPUT
J5-8 = <i>ec-H2O</i> PUMP OUTPUT
J5-9 = <i>ec-H2O</i> PRESSURE SWITCH
J5-10 = ENABLE
J6-1 = SOL A
J6-2 = SOL B
J6-3 = SPARGER A
J6-5 = CELL A
J6-6 = SPARGER B
J6-7 = CELL B

ELECTRICAL DIAGRAM, DUAL DISK 50 cm ec-H2O MODEL

1046252



ELECTRICAL DIAGRAM, DUAL DISK 50 cm *ec-H2O* MODEL

LEGEND

RED = RED	C1 = CONTROL BOARD #1010905	M3 = MOTOR <i>ec-H2O</i> PUMP
ORG = ORANGE	CR1 = RELAY BRUSH #1038490	M4 = MOTOR DRIVE
GRN = GREEN	CR2 = RELAY VACUUM FAN #1012216	M5 = MOTOR CHARGER FANS
GRY = GRAY	CR4 = RELAY <i>ec-H2O</i> #1012216	OBC = ON BOARD CHARGER
BLK = BLACK	Cr1 = CONTACT RELAY #1011086	P1 = POTENTIOMETER 45K #1042687
BRN = BROWN	Cr2 = CONTACT RELAY #1012216	S2 = SWITCH KEY #1011402
BLU = BLUE	Cr4 = CONTACT RELAY #1012216	S3 = SWITCH E-STOP #1011735
WHT = WHITE	D = DIODE	S4 = SWITCH SCRUB/TRANS #606292
TAN = TAN	EBC = <i>ec-H2O</i> CONTROL BOARD	S5 = SWITCH VACUUM #1012568
PNK = PINK	EV1 = ELECTRONIC VOLTMETER #392894	S6 = SWITCH FOWARD #1012568
YEL = YELLOW	F1 = FUSE 30A MAIN #1016041	S7 = SWITCH REVERSE #1012568
PUR = PURPLE	F2 = FUSE 25A VAC FAN #1016040	S8 = SWITCH <i>ec-H2O</i> #130787
A = ALARM <i>ec-H2O</i>	F4 = FUSE 10A PUMP #1047470	S9 = SWITCH <i>ec-H2O</i> PRESSURE #1044414
CA = CAPACITOR #1040868	H1 = METER HOUR #1011282	S10 = SWITCH <i>ec-H2O</i> FLUSH
CB1 = CIRCUIT BREAKER 15A #1013766	L = LED	SL1 = SOLENOID SOLUTION #1016595
CI = CHARGER INTERLOCK #605387	M1 = MOTOR BRUSH	SL2 = SOLENOID <i>ec-H2O</i> SOLUTION
CL = CELL <i>ec-H2O</i>	M2 = MOTOR VACUUM FAN	SP = SPARGER <i>ec-H2O</i>

J5-1 = LED GND
J5-2 = LED A
J5-3 = LED B
J5-4 = MODE
J5-5 = GND
J5-6 = GND
J5-7 = <i>ec-H2O</i> ALARM OUTPUT
J5-8 = <i>ec-H2O</i> PUMP OUTPUT
J5-9 = <i>ec-H2O</i> PRESSURE SWITCH
J5-10 = ENABLE
J6-1 = SOL A
J6-2 = SOL B
J6-3 = SPARGER A
J6-5 = CELL A
J6-6 = SPARGER B
J6-7 = CELL B