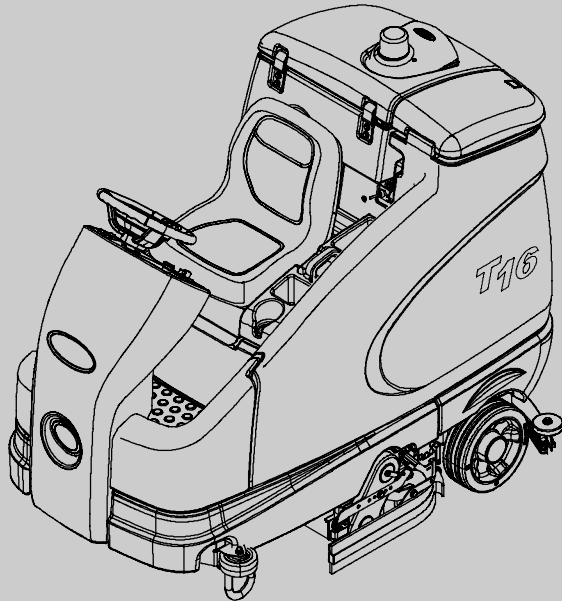





T16

(Electric)

Rider Scrubber Parts Manual



FaST
Foam Scrubbing Technology
The Safe Scrubbing Alternative[®]

ec H₂O[™]
An ORBIO[®] Technology

Hygenic[®] Fully Cleanable Tanks
ES[®] Extended Scrub System

North America / International

www.tennantco.com

9008148
Rev. 00 (1-2011)



Ref	Part No.	Serial Number	Description	Qty.
1	82681	(000000-)	Bracket W/dt, Lpg Mount	1
2	63810	(000000-)	Latch Assy, Lpg Tank Mtg, W/Nut	4
3	51839	(000000-)	Nut Adjustable, Lpg Tank Mtg	2
4	49263	(000000-)	Tie, Cable	3
5	82556	(000000-001039)	Bracket, Vaporizer	1
6	54930	(000000-)	Vaporizer, LPG	1

HOW TO ORDER PARTS - See diagram above

Only use TENNANT Company supplied or equivalent parts. Parts and supplies may be ordered online, by phone, by fax or by mail.

Follow the steps below to ensure prompt delivery.

1. **(A)** Identify the machine model.
2. **(B)** Identify the machine serial number from the data plate.
3. **(C)** Ensure the proper serial number is used from the parts list.
4. Identify the part number and quantity. Do not order by page or reference numbers.
5. Provide your name, company name, customer ID number, billing and shipping address, phone number and purchase order number.
6. Provide detail shipping instructions.

(D) ▽ - Identifies an assembly
 ▲ - Identifies parts included in assembly

EN

Please fill out at time of installation for future reference.

Model No. - _____

Serial No. - _____

Machine Options - _____

Sales Rep. - _____

Sales Rep. phone no. - _____

Customer ID Number - _____

Installation Date - _____

Tennant Company
 PO Box 1452
 Minneapolis, MN 55440
 Phone: (800) 553-8033 or (763) 513-2850
 www.tennantco.com

Touch-N-Go, 1-STEP, Grip-N-Go, Dura-Track, Positive Drain Control, SmartRelease, Duramer, FaST-PAK, are US registered and unregistered trademarks of Tennant Company.

Specifications and parts are subject to change without notice.

Copyright © 2011 TENNANT Company, Printed in U.S.A.

CN	<p>如何订购部件 - 参见下表</p> <p>仅使用 TENNANT 公司提供的或同等部件。部件和供应可以在线订购，通过电话、传真或邮件订购。</p> <p>请遵循下面的步骤确保及时交付。</p> <ol style="list-style-type: none"> 1. (A) 确定机器型号。 2. (B) 从数据标签确定机器序列号。 3. (C) 确保使用部件列表中的正确序列号。 4. 确定部件号和数量。 不要按页面或参考编号订购。 5. 提供您的姓名、公司名称、客户 ID 号、付款和送货地址、 电话号码和采购单编号。 6. 提供详细的送货说明。 <hr/> <p>(D) ▽ - 确定组件 ▲ - 确定组件中包含的组件</p>	<p>请在安装时填写供未来参考。</p> <p>型号 - _____</p> <p>序列号 - _____</p> <p>机器规格 - _____</p> <p>销售代表 _____</p> <p>销售代表电话号码 _____</p> <p>客户 ID 编号 _____</p> <p>安装日期 - _____</p>
-----------	---	--

ES	<p>CÓMO SOLICITAR PIEZAS - Consulte el diagrama anterior.</p> <p>Utilice sólo las piezas suministradas por TENNANT Company o piezas equivalentes. Puede solicitar las piezas a través de internet, por teléfono, por fax o por correo.</p> <p>Siga los siguientes pasos para que la entrega sea rápida.</p> <ol style="list-style-type: none"> 1. (A) Indique el modelo de máquina. 2. (B) Indique el número de serie de la etiqueta de datos. 3. (C) Asegúrese de que indica el número de serie correcto de la lista de piezas. 4. Indique la cantidad y el número de la pieza. No realice el pedido indicando el número de página o el de referencia. 5. Incluya su nombre, el nombre de la empresa, el ID de cliente, las direcciones de envío y facturación, el número de teléfono y el número del pedido de compra. 6. Facilite instrucciones de envío. <hr/> <p>(D) ▽ - identifica un conjunto ▲ - identifica piezas de un conjunto</p>	<p>Rellene estos datos cuando realice la instalación para utilizarlos como referencia en el futuro.</p> <p>Nº modelo - _____</p> <p>Nº serie - _____</p> <p>Opciones de la máquina - _____</p> <p>Vendedor - _____</p> <p>Nº teléfono vendedor - _____</p> <p>Nº cliente - _____</p> <p>Fecha de instalación - _____</p>
-----------	--	---

FR	<p>COMMENT COMMANDER DES PIÈCES DÉTACHÉES - Voir le schéma ci-dessus.</p> <p>Utilisez uniquement des pièces fournies par la société TENNANT ou équivalentes. Les pièces et fournitures peuvent être commandées en ligne, par téléphone, fax, ou par courrier.</p> <p>Suivez les étapes ci-dessous pour assurer une livraison rapide.</p> <ol style="list-style-type: none"> 1. (A) Identifiez le modèle de la machine. 2. (B) Identifiez le numéro de série de la machine, à partir de l'étiquette signalétique. 3. (C) Assurez-vous que le numéro de série correct est utilisé à partir de la liste de pièces détachées. 4. Identifiez le numéro de pièce et la quantité. Ne commandez pas par page ou numéros de référence. 5. Fournissez votre nom, le nom de votre société, votre numéro d'identification de client, l'adresse de facturation et d'expédition, le numéro de téléphone et le numéro du bon de commande. 6. Fournissez des instructions d'expédition détaillées. <hr/> <p>(D) ▽ - identifie un assemblage ▲ - identifie les pièces composant l'assemblage</p>	<p>A remplir au moment de l'installation à titre de référence.</p> <p>Nº du modèle - _____</p> <p>Nº de série - _____</p> <p>Options de la machine - _____</p> <p>Agent commercial - _____</p> <p>Nº tél. de l'agent commercial - _____</p> <p>Numéro d'identification client - _____</p> <p>Date d'installation - _____</p>
-----------	--	---

JP	<p>パーツの発注方法 ? 上記の図を参照してください</p> <p>TENNANT社製のパーツまたは同等品のみをお使いください。 パーツやサプライ品のご注文は、オンライン、電話、FAX、または手紙でお願いいたします。 確実にお届けできるように、以下の情報お知らせください。</p> <ol style="list-style-type: none"> 1. (A) 製品のモデル名をお知らせください。 2. (B) 製品のデータラベルに印刷されているシリアル番号 をお知らせください。 3. (G) パーツリストを参照して、シリアル番号が正しいかご確認 ください。 4. パーツ番号と数量をお知らせください。マニュアル/カタログの ページ番号や参照番号でのご注文はご遠慮ください。 5. お客様のお名前、会社名、顧客ID番号、請求/発送先住所、 電話番号、注文書番号をお知らせください。 6. 発送に関するご希望があれば、明記してください。 <hr/> <p>(D) ▽ - アセンブリを示します ▲ - アセンブリに含まれるパーツを示します</p>	<p>後日確認できるように、設置時に記入してください。</p> <p>モデルNo. _____</p> <p>シリアルNo. _____</p> <p>製品のオプション _____</p> <p>販売代理店 - _____</p> <p>販売代理店の電話番号 _____</p> <p>顧客ID番号 - _____</p> <p>設置日 _____</p>
-----------	---	---

GENERAL RECOMMENDED MAINTENANCE

General Recommended Maintenance Items

Ref.	Part No.	Serial Number	Description	Qty.
▽	9008089	(000000-) Blade Kit, Sqge, Linatex, Ci [T16]	1
▲	1054670	(000000-) Blade, Sqge, Side Linatex	1
▲	1051283	(000000-) Blade, Sqge, Rear Linatex	1
▲	1056453	(000000-) Blade, Sqge, Front, 43.19l [Linard]	2
▽	9008090	(000000-) Blade Kit, Sqge, Ure, Ci [T16]	1
▲	1061198	(000000-) Blade, Sqge, Rear, Ure	1
▲	1061200	(000000-) Blade, Sqge, Front, 43.19l, Ure	1
▲	1061185	(000000-) Blade, Sqge, Side, 25.10l Ure	2
▽	9008094	(000000-) Blade Kit, Sqge, Rbr, Gum, Ci [T16]	1
▲	1061199	(000000-) Blade, Sqge, Rear, Gum	1
▲	1061201	(000000-) Blade, Sqge, Front, 43.19l, Gum	1
▲	1061184	(000000-) Blade, Sqge, Side, 25.10l Gum	2
	363162	(000000-) Wheel, 04.0d 0.89w 0.64b	1
	1055515	(000000-) Caster Assy, Swivel	2
	222280	(000000-) Battery, Wet, 06vdc 0235ah	6
	222846	(000000-) Battery, Wet, 06vdc 0360ah	6
	1057021	(000000-) Skirt, Rbr, .12, 03.75w 37.00l, 04/ SI	1
	223520	(000000-) Skirt, Rbr, .12, 03.75w 28.00l, 04/ SI	1
	1037822	(000000-) Filter, Panl, Dust, 2.0 X 06.1 X 07.6	1
	16411	(000000-) Paint, Airdry, Off-White, 12oz	1
	16412	(000000-) Paint, Airdry, Teal, 12oz, Solid	1
	377540	(000000-) Paint, Airdry, Blk, 12oz	1
	377538	(000000-) Paint, Airdry, Gray, 12oz [Enamel]	1
	377537	(000000-) Paint, Airdry, Iron Gray, 12oz [Pwdr Coat]	1
	1056813	(000000-) Skirt, Rbr, .12, 09.46w 18.93l, 04/ Hole	1
	1058110	(000000-) Skirt, Rbr, .06, 04.25w 024.09l, 05/ SI	1
	1054787	(000000-) Skirt, Rbr, .06, 03.36w 24.12l, 05/ Hole	1
	1058111	(000000-) Skirt, Neo, .18, 03.94w 24.57l, 05/ SI	1
	1017015	(000000-) FaST 365 2 Ltr, Detergent	1
	1017022	(000000-) FaST 665 2 Ltr, Detergent	1
	9002021	(000000-) FaST 965 2 Ltr, Detergent	1
	83269	(000000-) Bag, Wand, Vacuum [10/Pk]	1
	361144	(000000-) Key, Ignition, Sgl	1

SECTION 2

Contents	Page
Fig. 1 - Replacement Brushes, Scrub Head . . .	2-2
Fig. 2 - Replacement Brushes, Side Brush and Pre-Sweep	2-4
Fig. 3 - Main Frame Group	2-6
Fig. 4 - Seat Group	2-8
Fig. 5 - Steering Group	2-10
Fig. 6 - Instrument Panel and Directional Pedal Group	2-12
Fig. 7 - Electrical Box Group	2-14
Fig. 8 - Electrical Box Wiring Group	2-16
Fig. 9 - Battery Group, 235AH	2-18
Fig. 10 - Wheels Group	2-20
Fig. 11 - Scrub Head Lift Group	2-22
Fig. 12 - Scrub Head Drive Motor Group, Disk .	2-24
Fig. 13 - Scrub Head Frame Group, Cylindrical .	2-26
Fig. 14 - Scrub Head Drive Group, Cylindrical . .	2-28
Fig. 15 - Scrub Head Side Squeegee Group, Right Hand	2-30
Fig. 16 - Scrub Head Side Squeegee Group, Left Hand	2-32
Fig. 17 - Recovery Tank Group	2-34
Fig. 18 - Vacuum Fan Kit, Single	2-36
Fig. 19 - Solution Tank Group	2-38
Fig. 20 - Rear Squeegee Lift Group	2-40
Fig. 21 - Rear Squeegee Group	2-42
Fig. 22 - Electrical Schematic	2-44
Fig. 23 - Wire Harnesses Group	2-48
Fig. 24 - Label Group	2-53

Fig. 1 - Replacement Brushes, Scrub Head

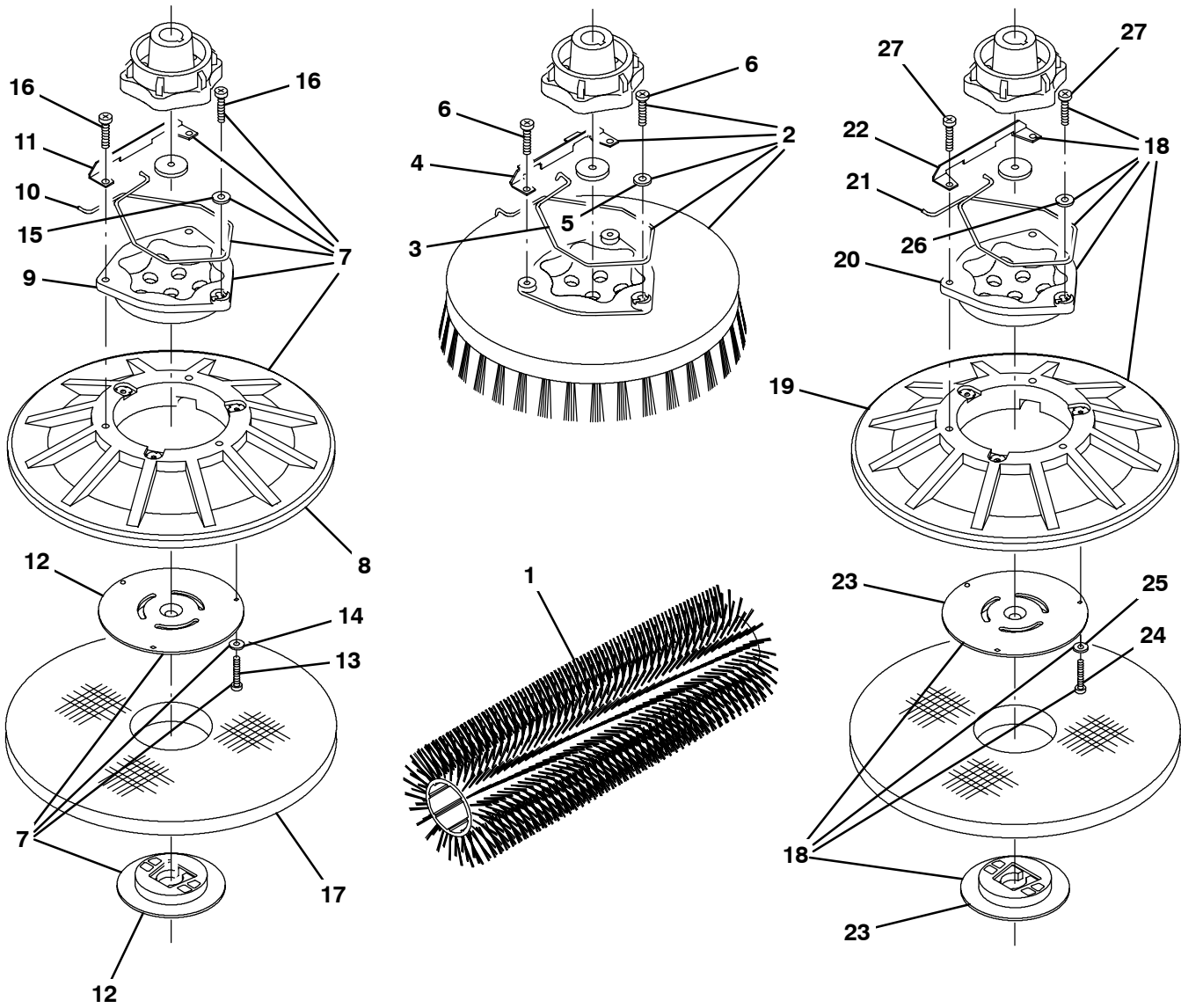


Fig. 1 - Replacement Brushes, Scrub Head

Ref.	Part No.	Serial Number	Description	Qty.	
1	1053893	(000000-) Brush, Scb, 35l, 20sr, Polypropylene	2	
1	1053894	(000000-) Brush, Scb, 35l, 20sr, Heavy Duty Polypropylene	2	
1	1053895	(000000-) Brush, Scb, 35l, 20sr, Polyester	2	
1	1062578	(000000-) Brush, Scb, 35l, 20sr, Super Abrasive	2	
▽	2	11773	(000000-) Brush Assy, Disk, Scb, 18.0d, Nylon	1
▲	3	14838	(000000-) Spring, Wir, 0.16d, Brush Retaining	1
▲	4	24299	(000000-) Bracket, Retainer, Spring	1
▲	5	01684	(000000-) Washer, Flat, 0.27b 0.69d .05, Ss	1
▲	6	32746	(000000-) Screw, Pan, Phl, M6 X 1.00 X 35, Ss	3
▽	2	11771	(000000-) Brush Assy, Disk, Scb, 18.0d, Polypropylene	2
▲	3	14838	(000000-) Spring, Wir, 0.16d, Brush Retaining	1
▲	4	24299	(000000-) Bracket, Retainer, Spring	1
▲	5	01684	(000000-) Washer, Flat, 0.27b 0.69d .05, Ss	1
▲	6	32746	(000000-) Screw, Pan, Phl, M6 X 1.00 X 35, Ss	3
▽	2	11772	(000000-) Brush Assy, Disk, Scb, 18.0d, Super Abrasive	2
▲	3	14838	(000000-) Spring, Wir, 0.16d, Brush Retaining	1
▲	4	24299	(000000-) Bracket, Retainer, Spring	1
▲	5	01684	(000000-) Washer, Flat, 0.27b 0.69d .05, Ss	1
▲	6	32746	(000000-) Screw, Pan, Phl, M6 X 1.00 X 35, Ss	3
▽	7	397918	(000000-) Driver Assy, Pad, 18.0d	2
▲	8	397978	(000000-) Disk, Driver, Pad, W/ Face, 18.0d	1
▲	9	15539	(000000-) Hub, Drive, Brush, Disk, 3hole 5.8bc[6t]	1
▲	10	14838	(000000-) Spring, Wir, 0.16d, Brush Retaining	1
▲	11	24299	(000000-) Bracket, Retainer, Spring	1
▲	12	370095	(000000-) Device, Centering, Clip On, TI [Gf Pp]	1
▲	13	09198	(000000-) Screw, Pan, Phl, M4 X 0.70 X 35, Ss	3
▲	14	41579	(000000-) Washer, Flat, 08, Ss	3
▲	15	01684	(000000-) Washer, Flat, 0.27b 0.69d .05, Ss	1
▲	16	32746	(000000-) Screw, Pan, Phl, M6 X 1.00 X 35, Ss	3
▲	17	11777	(000000-) Pad, Stripping, 18.0d, Brown[1pick=1pad]	2
▲	17	370093	(000000-) Pad, Stripping, 18.0d, Blk [1pick=1pad]	2
▲	17	11778	(000000-) Pad, Scb, 18.0d, Blue [1pick=1pad]	2
▲	17	11780	(000000-) Pad, Buff, 18.0d, Red [1pick=1pad]	2
▲	17	11781	(000000-) Pad, Polish, 18.0d, White [1pick=1pad]	2
▲	17	1051029	(000000-) Pad, Surf Prep, 18.0d [Mar,1pick =1pad]	2
▽	18	377391	(000000-) Driver Assy, Pad, 17.0d [432mm]	2
▲	19	377384	(000000-) Disk, Driver, Pad, W/ Face, 17.0d	1
▲	20	15539	(000000-) Hub, Drive, Brush, Disk, 3hole 5.8bc[6t]	1
▲	21	14838	(000000-) Spring, Wir, 0.16d, Brush Retaining	1
▲	22	24299	(000000-) Bracket, Retainer, Spring	1
▲	23	370095	(000000-) Device, Centering, Clip On, TI [Gf Pp]	1
▲	24	09198	(000000-) Screw, Pan, Phl, M4 X 0.70 X 35, Ss	3
▲	25	41579	(000000-) Washer, Flat, 08, Ss	3
▲	26	01684	(000000-) Washer, Flat, 0.27b 0.69d .05, Ss	1
▲	27	32746	(000000-) Screw, Pan, Phl, M6 X 1.00 X 35, Ss	3

Fig. 2 - Replacement Brushes, Side Brush and Pre-Sweep

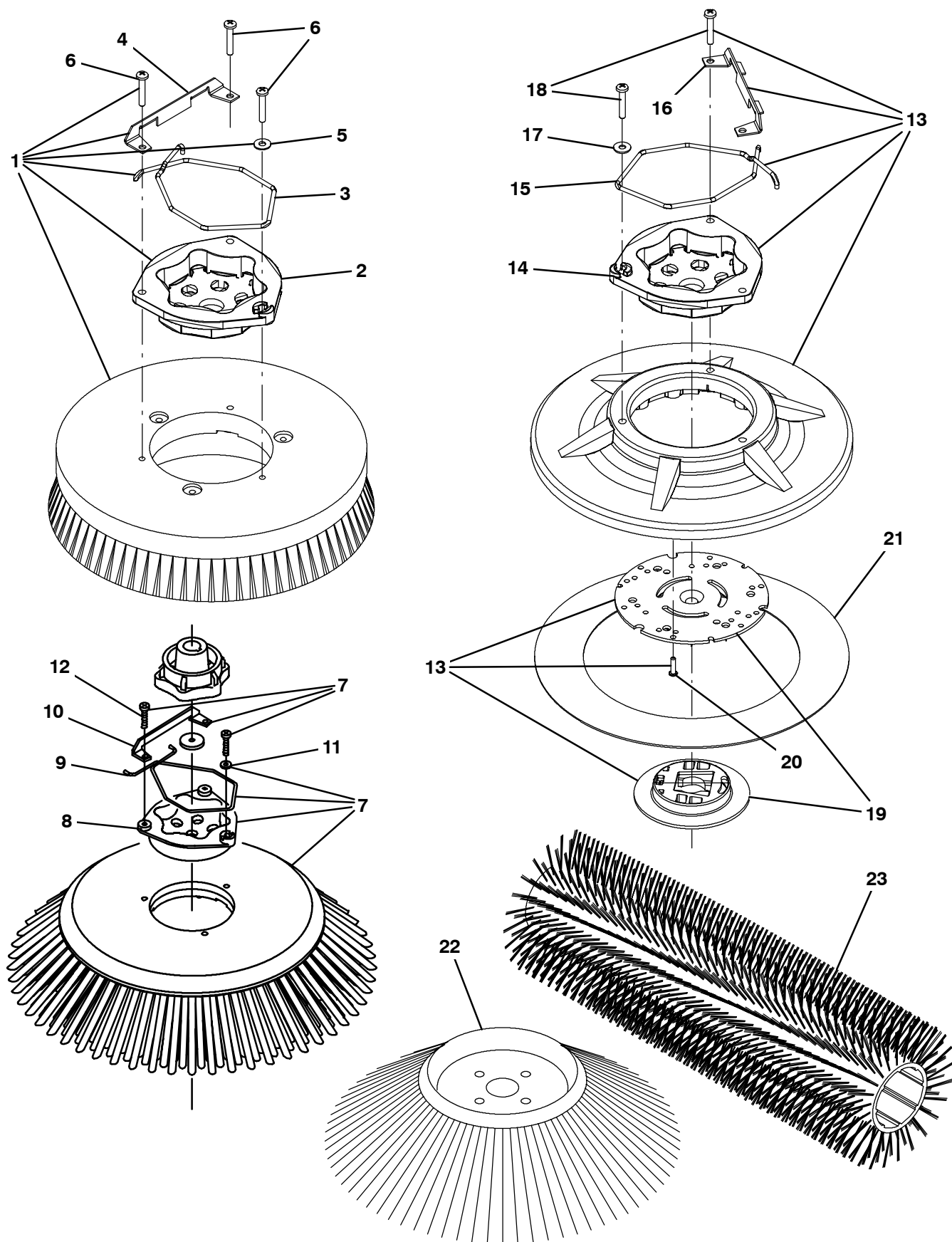


Fig. 2 - Replacement Brushes, Side Brush and Pre-Sweep

Ref.	Part No.	Serial Number	Description	Qty.
▽	1	1042492	(000000-) Brush Assy, Disk, Scb, 13.0d, Nylon	1
▲	2	1017368	(000000-) Hub, Drive, Brush, Disk, 3hole 5.8bc	1
▲	3	14838	(000000-) Spring, Wir, 0.16d, Brush Retaining	1
▲	4	24299	(000000-) Bracket, Retainer, Spring	1
▲	5	01684	(000000-) Washer, Flat, 0.27b 0.69d .05, Ss	1
▲	6	32746	(000000-) Screw, Pan, Phl, M6 X 1.00 X 35, Ss	3
▽	1	1042494	(000000-) Brush Assy, Disk, Scb, 13.0d, Polypropylene Stiff	1
▲	2	1017368	(000000-) Hub, Drive, Brush, Disk, 3hole 5.8bc	1
▲	3	14838	(000000-) Spring, Wir, 0.16d, Brush Retaining	1
▲	4	24299	(000000-) Bracket, Retainer, Spring	1
▲	5	01684	(000000-) Washer, Flat, 0.27b 0.69d .05, Ss	1
▲	6	32746	(000000-) Screw, Pan, Phl, M6 X 1.00 X 35, Ss	3
▽	1	1042496	(000000-) Brush Assy, Disk, Scb, 13.0d, Super Abrasive	1
▲	2	1017368	(000000-) Hub, Drive, Brush, Disk, 3hole 5.8bc	1
▲	3	14838	(000000-) Spring, Wir, 0.16d, Brush Retaining	1
▲	4	24299	(000000-) Bracket, Retainer, Spring	1
▲	5	01684	(000000-) Washer, Flat, 0.27b 0.69d .05, Ss	1
▲	6	32746	(000000-) Screw, Pan, Phl, M6 X 1.00 X 35, Ss	3
▽	1	30240	(000000-) Brush Assy, Disk, Scb, 13.0d, Polypropylene	1
▲	2	1017368	(000000-) Hub, Drive, Brush, Disk, 3hole 5.8bc	1
▲	3	14838	(000000-) Spring, Wir, 0.16d, Brush Retaining	1
▲	4	24299	(000000-) Bracket, Retainer, Spring	1
▲	5	01684	(000000-) Washer, Flat, 0.27b 0.69d .05, Ss	1
▲	6	32746	(000000-) Screw, Pan, Phl, M6 X 1.00 X 35, Ss	3
▽	7	1055102	(000000-) Brush Assy, Disk, Swp, 19.0d, Polypropylene	1
▲	8	15539	(000000-) Hub, Drive, Brush, Disk, 3hole 5.8bc[6t]	1
▲	9	14838	(000000-) Spring, Wir, 0.16d, Brush Retaining	1
▲	10	24299	(000000-) Bracket, Retainer, Spring	1
▲	11	01684	(000000-) Washer, Flat, 0.27b 0.69d .05, Ss	1
▲	12	32746	(000000-) Screw, Pan, Phl, M6 X 1.00 X 35, Ss	1
▽	13	379013	(000000-) Driver Assy, Pad, 13.0d	2
▲	14	1017368	(000000-) Hub, Drive, Brush, Disk, 3hole 5.8bc	1
▲	15	1017957	(000000-) Spring, Retaining, Brush	1
▲	16	24299	(000000-) Bracket, Retainer, Spring	1
▲	17	01684	(000000-) Washer, Flat, 0.27b 0.69d .05, Ss	1
▲	18	32746	(000000-) Screw, Pan, Phl, M6 X 1.00 X 35, Ss	3
▲	19	370095	(000000-) Device, Centering, Clip On, Tl [Gf Pp]	1
▲	20	360943	(000000-) Screw, Pan, Phl, 10-14 X 0.75, F/ Plstc	3
▲	21	89046	(000000-) Pad, Stripping, 13.0d, Brown[1pick=1pad]	2
▲	21	89047	(000000-) Pad, Scb, 13.0d, Blue	2
▲	21	89048	(000000-) Pad, Buff, 13.0d, Red [1pick=1pad]	2
▲	21	89049	(000000-) Pad, Polish, 13.0d, White [1pick=1pad]	2
▲	21	1051024	(000000-) Pad, Surf Prep, 13.0d [Mar, 1pick=1pad]	2
▲	22	87419	(000000-) Brush, Disk, Swp, 19.0d, Polypropylene	2
▲	23	80058	(000000-) Brush, Swp, 24L, 06Dr, Pyp, Spl	1

Fig. 3 - Main Frame Group

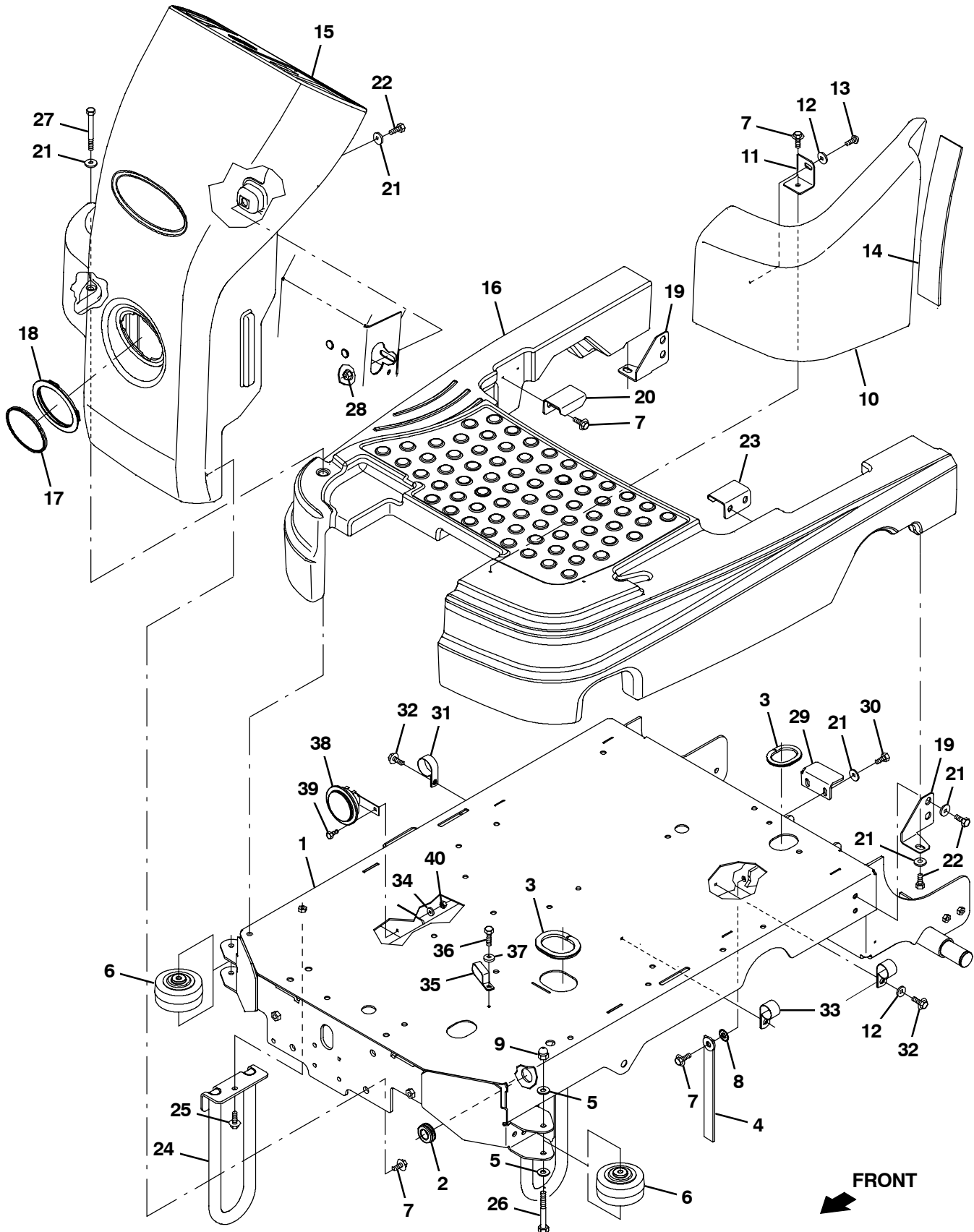


Fig. 3 - Main Frame Group

Ref.	Part No.	Serial Number	Description	Qty.
1	1054457	(000000-) Frame Wldt [T16]	1
2	1058168	(000000-) Grommet, Rbr, .88id, F/1.3h, .19 Matl	1
3	1020168	(000000-) Molding, Afmkt, Trim, Pvc, .08 .11, 01ft	1
4	71579	(000000-) Strap, Static, W/Grommet, .19 1.1w 25.0l	1
5	32492	(000000-) Washer, Flat, 0.38, Std	4
6	1054100	(000000-) Wheel, 04.0d 2.56w 0.41b	2
7	1020341	(000000-) Screw, Hex, M8 X 1.25 X 20, Ss, Sems	8
8	41141	(000000-) Washer, Lock, Int-Ext, 0.31	1
9	1057772	(000000-) Nut, Low Crown , M10 X 1.5, Blk	2
10	9008659	(000000-) Shroud, Corner, Lh, Afmkt [T16]	1
11	1055579	(000000-) Bracket, Mtg, Shrd, Corner	1
12	01685	(000000-) Washer, Flat, 0.38b 0.88d .08, Ss	1
13	393135	(000000-) Screw, Btn, M8 X 1.25 X 20, Blk	1
14	1064684	(000000-) Seal, Foam, 0.13 2.00w 12.0l, Adh	1
15	9008658	(000000-) Shroud, Front, Afmkt [T16]	1
16	9008664	(000000-) Shroud, Frame, Afmkt [T16]	1
17	1064019	(000000-) Disc, Headlight	1
18	1059666	(000000-) Grommet, Mtg, Light	1
19	1052759	(000000-) Bracket, Mtg, Shrd, Frame	2
20	1055504	(000000-) Bracket, Mtg, Shrd, Rh	1
21	1017218	(000000-) Washer, Flat, 0.32b 1.00d .12, Ss	7
22	09740	(000000-) Screw, Hex, M8 X 1.25 X 20, Ss	8
23	1056027	(000000-) Bracket, Mtg, Shrd, Lh	1
24	1053586	(000000-) Stabilizer Wldt, Str	1
25	1037346	(000000-) Screw, Hex, M8 X 1.25 X 25, 9.8, Sems	3
26	03193	(000000-) Screw, Hex, M10 X 1.50 X 90, 8.8	2
27	06959	(000000-) Screw, Hex, M8 X 1.25 X 100, 8.8	1
28	07791	(000000-) Nut, Hex, Flng, M8 X 1.25	2
29	1055776	(000000-) Bracket, Mtg, Tank	1
30	09010	(000000-) Screw, Hex, M8 X 1.25 X 25, Ss	2
31	86328	(000000-) Clamp, Cable, Stl, 1.50d X 0.75w, 1hole	1
32	763045	(000000-) Screw, Hex, M8 X 1.25 X 20, Fmg	3
33	58366	(000000-) Clamp, Cable, Stl, 1.25d X 1.00w, 1hole	2
34	01684	(000000-) Washer, Flat, 0.27b 0.69d .05, Ss	1
35	67366	(000000-) Clamp, Cable, Stl, 1.0x2.0x0.62w, 1hole	1
36	12459	(000000-) Screw, Hex, M6 X 1.00 X 20, Fmg	1
37	32483	(000000-) Washer, Flat, 0.25, Sae	1
38	1057780	(000000-) Horn, 36vdc, 110dba	1
39	08716	(000000-) Screw, Hex, M6 X 1.00 X 20, Ss	1
40	08712	(000000-) Nut, Hex, Lock, M6 X 1.00, NI, Ss	1

Fig. 4 - Seat Group

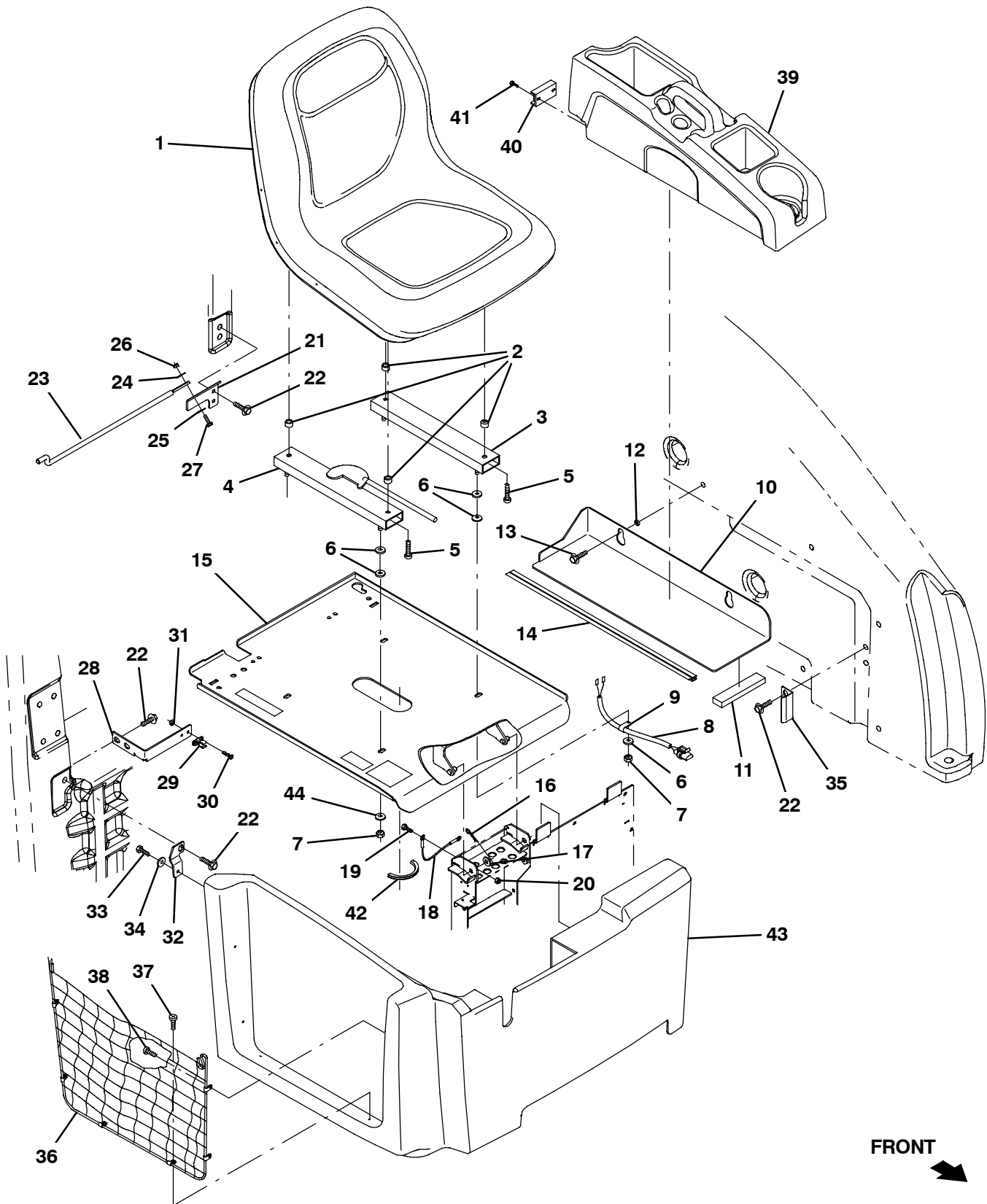


Fig. 4 - Seat Group

Ref.	Part No.	Serial Number	Description	Qty.
1	1053205	(000000-) Seat, Std	1
2	1051052	(000000-) Spacer, Rnd, .38b .88d .38l	4
3	1017053	(000000-) Rail, Adj, Slide, Seat, 11.5l	1
4	1017054	(000000-) Rail, Adj, Slide, Seat, 11.5l, W/ Latch	1
5	25537	(000000-) Screw, Pan, Phl, .31-18 X 0.75, G2	4
6	1017218	(000000-) Washer, Flat, 0.32b 1.00d .12, Ss	8
7	01760	(000000-) Nut, Hex, Lock, .31-18, NI, Thin	4
8	223330	(000000-) Harness, Switch, Seat [7200]	1
9	46236	(000000-) Clamp, Cable, Stl, 0.25d X 0.56w, 1hole	1
10	1056366	(000000-) Bracket, Mtg, Tray	1
11	1064469	(000000-) Seal, Rbr, Clsd, 0.75, 0.75w 05.5l Adh	1
12	1060798	(000000-) Sleeve, P/M, 0.32b 0.44d 0.2l [430ss]	2
13	1037346	(000000-) Screw, Hex, M8 X 1.25 X 25, 9.8, Sems	2
14	1066839	(000000-) Seal, Afmkt, Wiper, 02Ft	1
15	9007955	(000000-) Plate Wldt, Seat, W/Labels, Aftmkt	1
15	9008741	(000000-) Plate Wldt, Seat, W/Labels, Aftmkt, TJ (Japan Only)	1
16	86866	(000000-) Pin, Cotter, Hair, 0.38d .072 Wir	1
17	55624	(000000-) Washer, Flat, 0.41b 0.81d .07, Stl	1
18	55038	(000000-) Cable, Glv .06d 005.8l .26eye /.26eye	1
19	763025	(000000-) Screw, Hex, M5 X 0.80 X 10, FI	1
20	06549	(000000-) Nut, Hex, Lock, M5 X 0.80, NI	1
21	1060447	(000000-) Bracket, Mtg, Prop Rod	1
22	1020341	(000000-) Screw, Hex, M8 X 1.25 X 20, Ss, Sems	7
23	1065071	(000000-) Rod Wldt, Prop	1
24	43454	(000000-) Washer, Flat, 0.34b 0.69d .06, Nyl	1
25	32483	(000000-) Washer, Flat, 0.25, Sae	1
26	08708	(000000-) Nut, Hex, Lock, M6 X 1.00, NI	1
27	06943	(000000-) Screw, Hex, M6 X 1.00 X 20, 8.8	1
28	1052259	(000000-) Angle, Mtg, Clip, Prop Rod	1
29	1061002	(000000-) Clip, Grip, Rod, 0.49-0.63, Blk Plstc	1
30	06927	(000000-) Screw, Pan, Phl, M4 X 0.70 X 16, 4.8	2
31	02850	(000000-) Nut, Hex, Lock, M4 X 0.70, NI	2
32	1060646	(000000-) Angle, Mtg, Shrd, Seat	1
33	15678	(000000-) Screw, Hex, M6 X 1.00 X 16, Ss	1
34	01684	(000000-) Washer, Flat, 0.27b 0.69d .05, Ss	1
35	1059179	(000000-) Angle, Keeper, Shrd, Seat	1
36	1063579	(000000-) Mesh Assy, Cloth [T16 Cargo Net]	1
37	222267	(000000-) Screw, Pan, Phl, 06-20 X 0.50, Fmg/Ab	2
38	1059625	(000000-) Screw, Btn, M5 X 1.0 X 12, Blk	4
39	9008661	(000000-) Tray, Console, Afmkt [T16]	1
40	63378	(000000-) Magnet, Drive Brush	1
41	09206	(000000-) Screw, Hex, M4 X 0.70 X 12, 8.8	2
42	1020168	(000000-) Molding, Afmkt, Trim, Pvc, .08 .11, 01ft	1
43	9008662	(000000-) Shroud, Seat, Afmkt [T16]	1
44	32491	(000000-) Washer, Flat, 0.31, Std	4

Fig. 5 - Steering Group

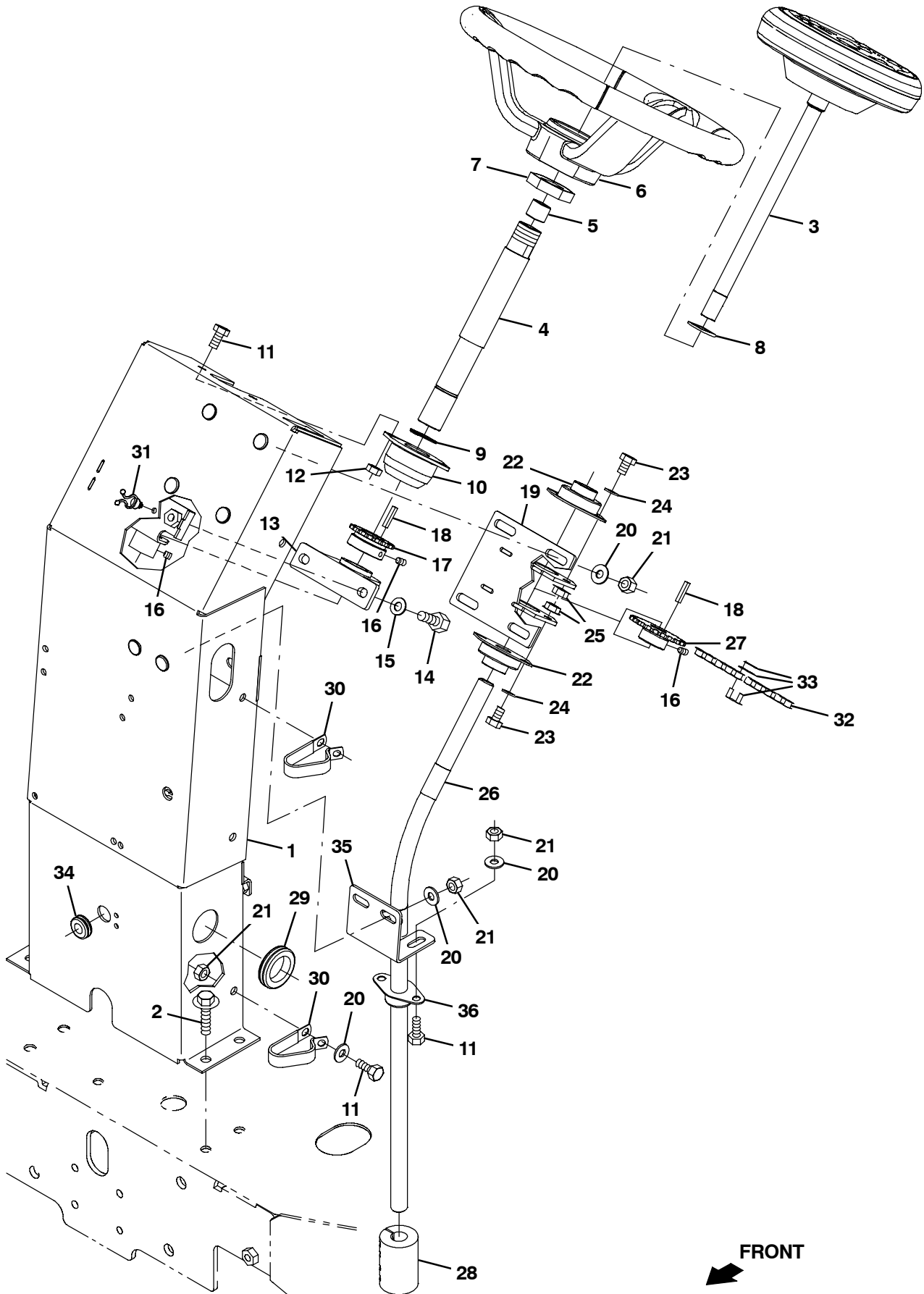


Fig. 5 - Steering Group

Ref.	Part No.	Serial Number	Description	Qty.
1	1057032	(000000-) Channel Wldt, Sppt, Steering	1
2	1037358	(000000-) Screw, Hex, M10 X 1.50 X 35, 9.8, Sems	4
3	1056413	(000000-) Panel Assy, Console, Instmt (See Breakdowns)	1
4	1059039	(000000-) Tube, Column, Steering	1
5	1057785	(000000-) Bearing, Journal, 0.75b 0.88d 0.75l	1
6	1056412	(000000-) Wheel, Steering, 14.4d	1
7	1059073	(000000-) Nut, Hex, Jam, 1.12-12	1
8	04846	(000000-) Washer, Thrust, 0.79b 1.42d 0.06[Garlok]	1
9	70651	(000000-) Ring, Retaining, Ext, 1.12d	1
10	1057043	(000000-) Bearing, Flng, 2hole, 1.25b	1
11	16931	(000000-) Screw, Hex, M8 X 1.25 X 20, 8.8	6
12	08713	(000000-) Nut, Hex, Lock, M8 X 1.25, NI, Ss	2
13	1054654	(000000-) Bearing, Pillowblock, 1.12b	1
14	06961	(000000-) Screw, Hex, M10 X 1.5	2
15	32485	(000000-) Washer, Flat, 0.38, Sae	2
16	09162	(000000-) Screw, Set, Soc, M6 X 1.00 X 8, NI	6
17	1053825	(000000-) Sprocket, Steering, 1.12b	1
18	00912	(000000-) Key, Sq, 0.19 X 0.19, 1.00l	1
19	1057572	(000000-) Plate Wldt, Sppt, Brg	1
20	32491	(000000-) Washer, Flat, 0.31, Std	10
21	08709	(000000-) Nut, Hex, Lock, M8 X 1.25, NI	10
22	1057554	(000000-) Bearing, Flng, 2hole, 0.75b	2
23	16735	(000000-) Screw, Hex, M8 X 1.25 X 16, 8.8	4
24	39349	(000000-) Washer, Flat, 0.31, Sae	4
25	07791	(000000-) Nut, Hex, Flng, M8 X 1.25	4
26	1057009	(000000-) Shaft Assy, Steering	1
27	1057171	(000000-) Sprocket, Steering, 0.75b	1
28	1054461	(000000-) Coupling, Shaft, 0.75b X 0.75b	1
29	04051	(000000-) Grommet, Rbr, 1.31id, F/1.6h, .12 Matl	1
30	09570	(000000-) Clamp, Cable, Stl, 0.9x1.8x0.62w, 1hole	2
31	30406	(000000-) Clip, Keeper	1
32	1053977	(000000-) Chain, Rlr, 35 X 35 Pitches	1
33	14799	(000000-) Link, Chain, Rlr, 35	1
34	10632-17	(000000-) Grommet, Rbr, 0.50id, F/0.8h, .12 Matl	1
35	1060356	(000000-) Bracket, Sppt, Brg	1
36	223065	(000000-) Bearing, Flng, 2hole, 0.75b [Nyl]	1

Fig. 6 - Instrument Panel and Directional Pedal Group

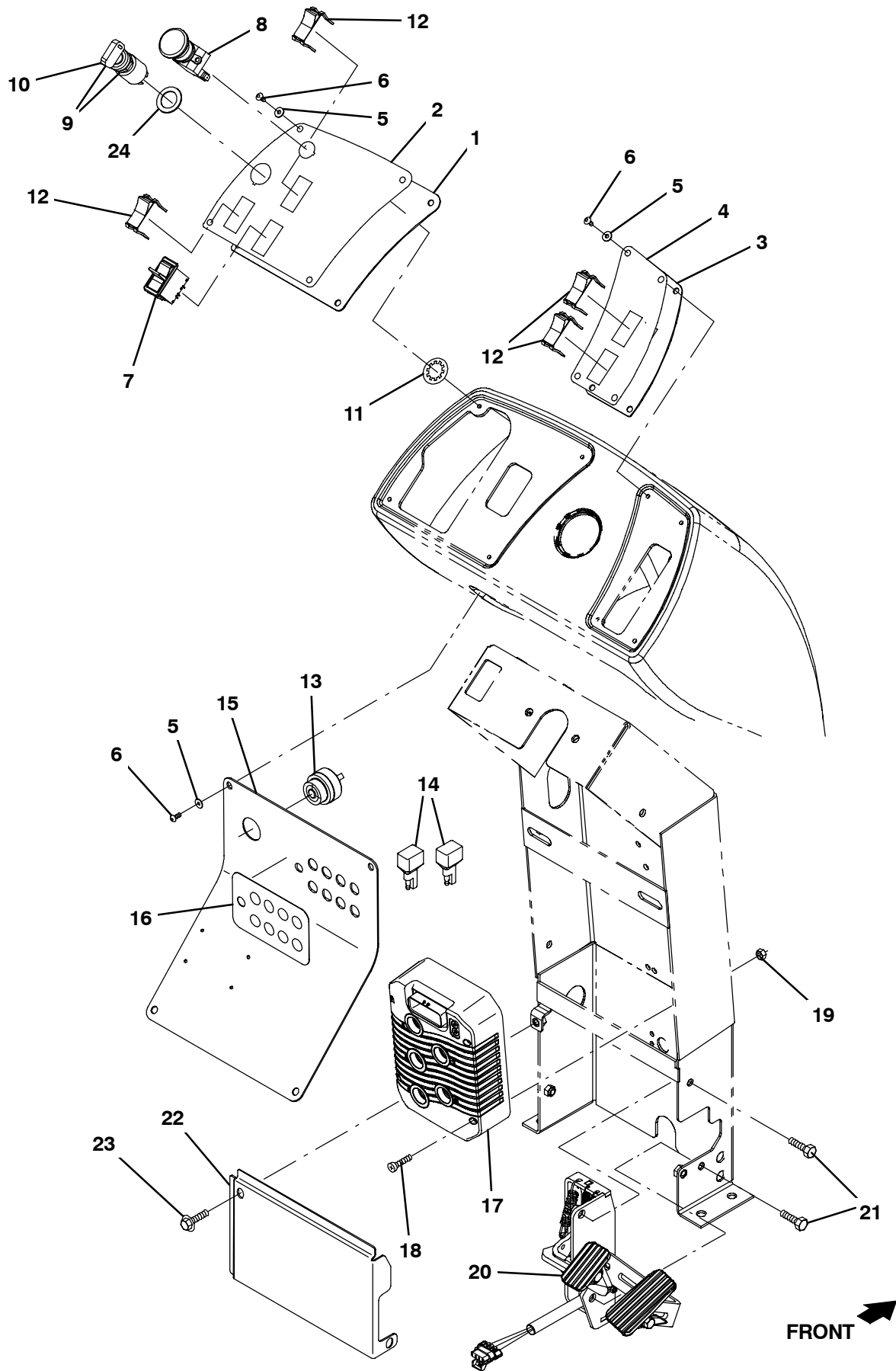


Fig. 6 - Instrument Panel and Directional Pedal Group

Ref.	Part No.	Serial Number	Description	Qty.
1	1055064	(000000-) Panel, Console, Lh	1
2	1061960	(000000-) Label, Opertnl, Console, Lh	1
3	1059133	(000000-) Panel, Console, Rh	1
4	1061959	(000000-) Label, Opertnl, Console, Rh	1
5	1059252	(000000-) Washer, Flat, 0.19b 0.50d .03, Stl, Blk	12
6	1059625	(000000-) Screw, Btn, M5 X 1.0 X 12, Blk	12
7	1058679	(000000-) Switch, Rocker, Dpdt, On / None / On	1
8	1011735	(000000-) Switch, Safety, Shutoff	1
▽	9	361076	(000000-) Switch, Ignition [Merit Gmbh]	1
▲	10	361144	(000000-) Key, Ignition, Sgl	1
11	1063931	(000000-) Washer, Lock, Int, 0.88, Pl	1
12	398501	(000000-) Plug, Hole, Rt, Rocker Switch, .87 X 1.7	4
13	1064583	(000000-) Alarm, Audio, 10-48vdc, W/ Shutter	1
14	222290	(000000-) Diode, Ele, Plug	2
15	9007947	(000000-) Panel, Ele, W/Labels, Afmkt	1
15	9008744	(000000-) Panel, Ele, W/Labels, Afmkt, TJ (Japan Only)	1
15	9008696	(000000-) Panel, Ele, Ec-H20, Fast, Afmkt	1
15	9008740	(000000-) Panel, Ele, Ec-H20, Fast, Afmkt, TJ (Japan Only)	1
16	1058641	(000000-) Label, Circuitbreaker, Panl, Ele	1
17	1054616	(000000-) Controller, Drive [T16]	1
18	06943	(000000-) Screw, Hex, M6 X 1.00 X 20, 8.8	4
19	08708	(000000-) Nut, Hex, Lock, M6 X 1.00, NI	4
20	1051837	(000000-) Pedal Assy, Accelerator, Brake (See Breakdowns)	1
21	09740	(000000-) Screw, Hex, M8 X 1.25 X 20, Ss	2
22	1059207	(000000-) Panel, Access, Pedal Assy	1
23	1037346	(000000-) Screw, Hex, M8 X 1.25 X 25, 9.8, Sems	2
24	82226	(000000-) Washer, Flat, 0.91b 1.38d .06, Stl, Pl	1

Fig. 7 - Electrical Box Group

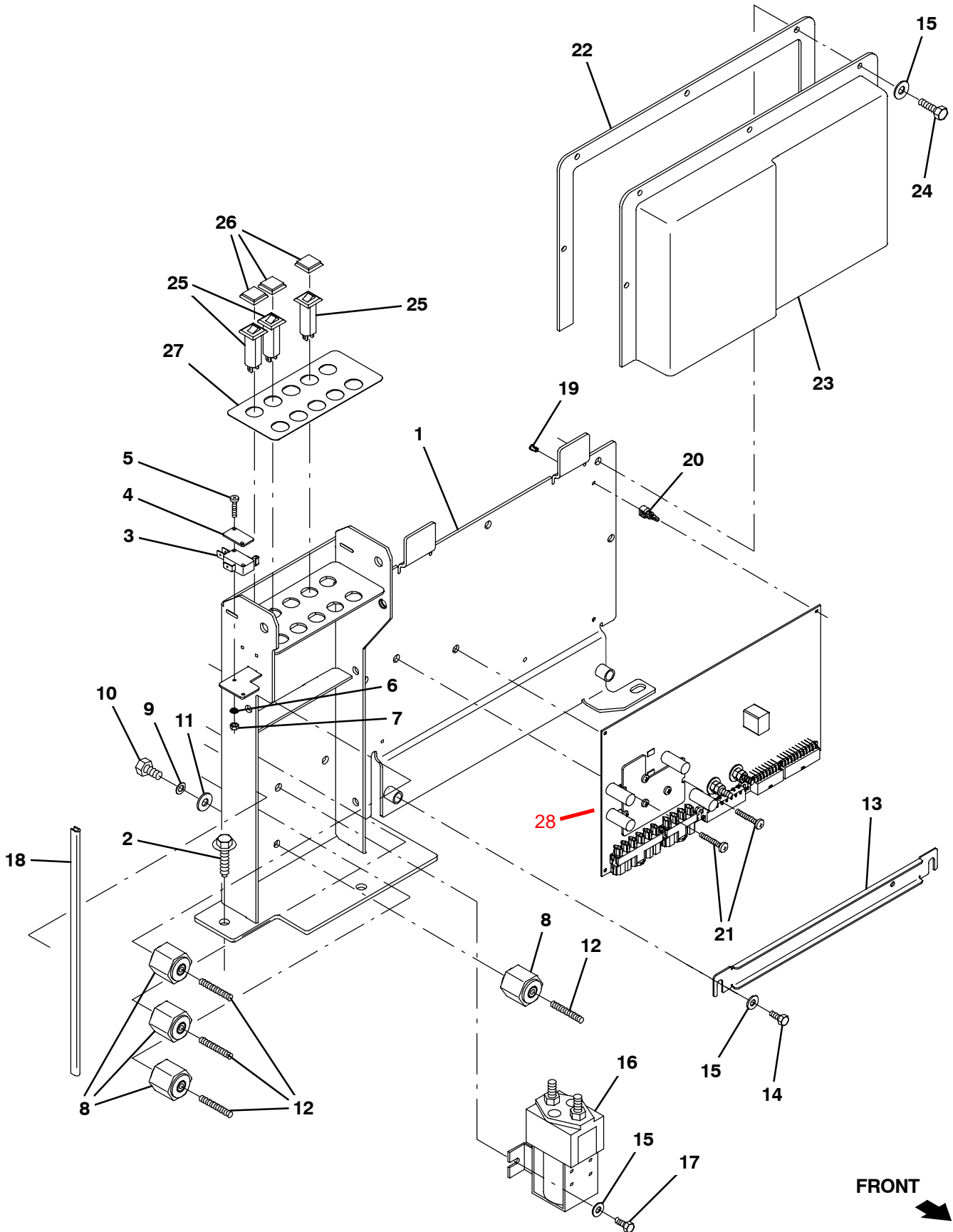


Fig. 7 - Electrical Box Group

Ref.	Part No.	Serial Number	Description	Qty.
1	1057174	(000000-) Bracket Wldt, Mtg	1
2	1037355	(000000-) Screw, Hex, M8 X 1.25 X 35, 9.8, Sems	3
3	600437	(000000-) Switch, Snap, 15a, Rlr	1
4	601359	(000000-) Plate, Backing, Switch	1
5	06922	(000000-) Screw, Pan, Phl, M3 X 0.50 X 20, 4.8	2
6	39658	(000000-) Washer, Lock, Int, 04	2
7	01754	(000000-) Nut, Hex, Std, M3 X 0	2
8	76062	(000000-) Stand-Off, Wir, M6, Insulator, Panel	4
9	32982	(000000-) Washer, Lock, Int, 0.25	12
10	58670	(000000-) Screw, Hex, .25-20 X 0.50, NI	4
11	32490	(000000-) Washer, Flat, 0.25, Std	4
12	41702	(000000-) Rod, Thrd, Full, .25-20 01.5l	4
13	1055226	(000000-) Plate, Clamp, Wire	1
14	12316	(000000-) Screw, Hex, M5 X 0.80 X 25, Ss	2
15	19066	(000000-) Washer, Flat, 0.25b 0.56d .05, Pl, 10	9
16	1055056	(000000-) Contactor, 36vdc, 150a, Spst	1
17	12312	(000000-) Screw, Hex, M5 X 0.80 X 12, 8.8	2
18	1020168	(000000-) Molding, Afmkt, Trim, Pvc, .08 .11, 01ft	1
19	1059321	(000000-) Rivet, Plstc, Circuitboard	5
20	1058878	(000000-) Clip, Circuitboard	5
21	140293	(000000-) Screw, Pan, M5 X 0.80 X 30, Ss	2
22	1058396	(000000-) Gasket, Cover, Circuitboard	1
23	9007903	(000000-) Cover, Circuitboard W/Labels, Afmkt	1
23	9007903	(000000-) Cover, Circuitboard W/Labels, Afmkt, TJ (Japan Only)	1
24	12312	(000000-) Screw, Hex, M5 X 0.80 X 12, 8.8	5
25	1064184	(000000-) Circuitbreaker, 02.5a, Resetable	3
26	1064191	(000000-) Boot, Circuitbreaker	3
27	1058647	(000000-) Label, Circuitbreaker	1
28	9008756	(000000-) PARTS KIT, CIRCUITBOARD, AFMKT	1

Fig. 8 - Electrical Box Wiring Group

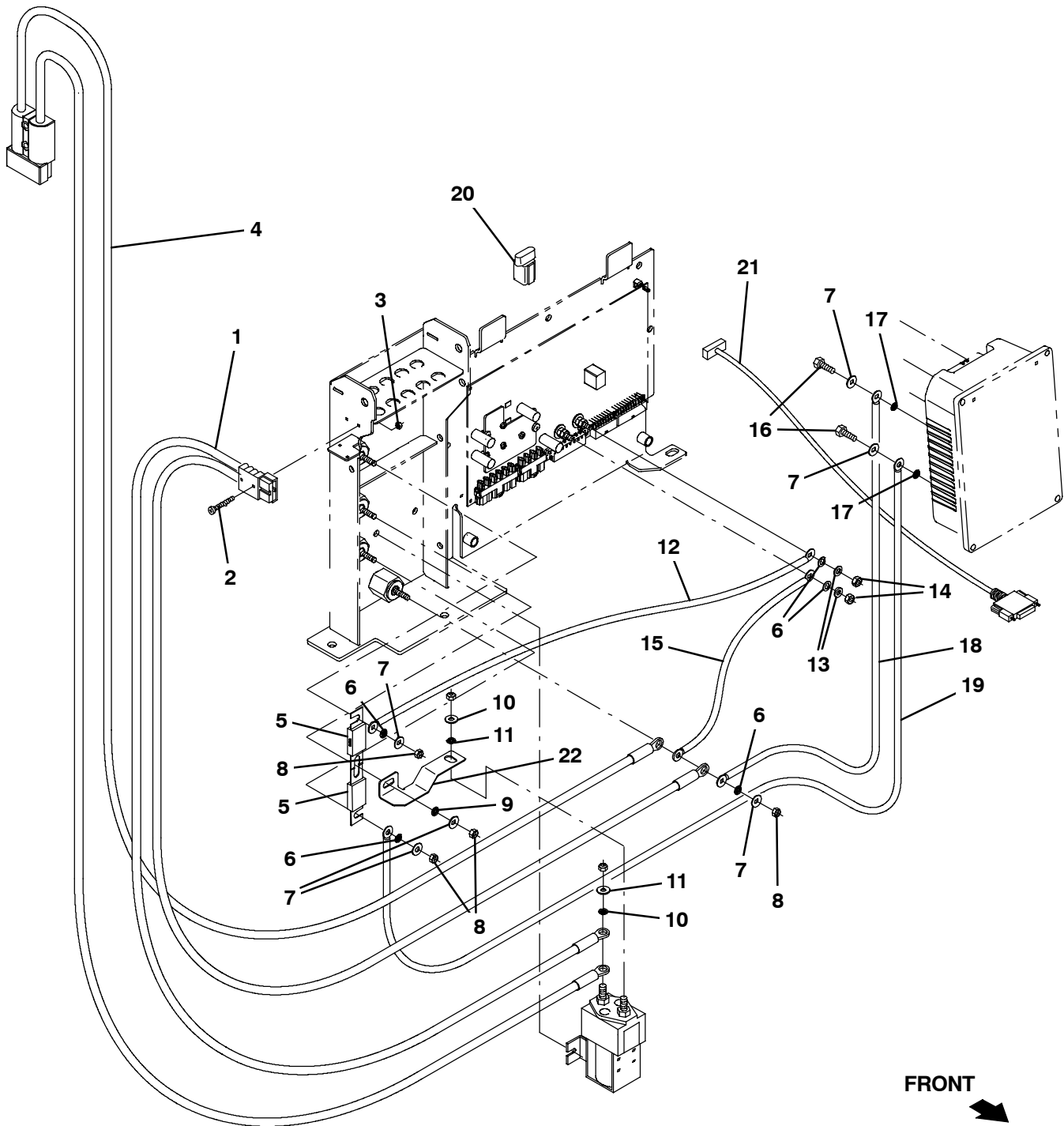


Fig. 8 - Electrical Box Wiring Group

Ref.	Part No.	Serial Number	Description	Qty.
1	1059169	(000000-) Cable Assy, 10ga .25ring /.31ring, 050a	1
2	25005	(000000-) Screw, Pan, Phl, 06-32 X 1.00, G1	2
3	75939	(000000-) Nut, Hex, Lock, #06-32, NI	2
4	1058604	(000000-) Cable Assy, 02ga .31ring /.31ring, 175a	1
5	86379	(000000-) Fuse, 100a, 0.88 2.4l, 125volt	2
6	32982	(000000-) Washer, Lock, Int, 0.25	5
7	32483	(000000-) Washer, Flat, 0.25, Sae	9
8	19312	(000000-) Nut, Hex, Std, .25-20	4
9	41140	(000000-) Washer, Lock, Int-Ext, 0.25	1
10	43952	(000000-) Washer, Lock, Int, 0.31, Ss	2
11	39349	(000000-) Washer, Flat, 0.31, Sae	2
12	1058627	(000000-) Cable, 06ga 24.0l Brown .25ring /.25ring	1
13	1061918	(000000-) Washer, Flat, 0.25b 0.47d .06, Brs	2
14	1061910	(000000-) Nut, Hex, Std, M6 X 1.00, Brs	2
15	1058628	(000000-) Cable, 06ga 16.0l Blk .25ring /.25ring	1
16	06942	(000000-) Screw, Hex, M6 X 1.00	5
17	32492	(000000-) Washer, Flat, 0.38, Std	5
18	1058629	(000000-) Cable, 06ga 52.0l Blk .25ring /.25ring	1
19	1058625	(000000-) Cable, 06ga 53.0l Brown .25ring /.25ring	1
20	1056982	(000000-) Diode, Ele, Plug	1
21	1062199	(000000-) Harness, Diagnostic [T16]	1
22	1060156	(000000-) Busbar, .06 1.0W 1.4H 4.4L Relay	1

Fig. 9 - Battery Group, 235AH

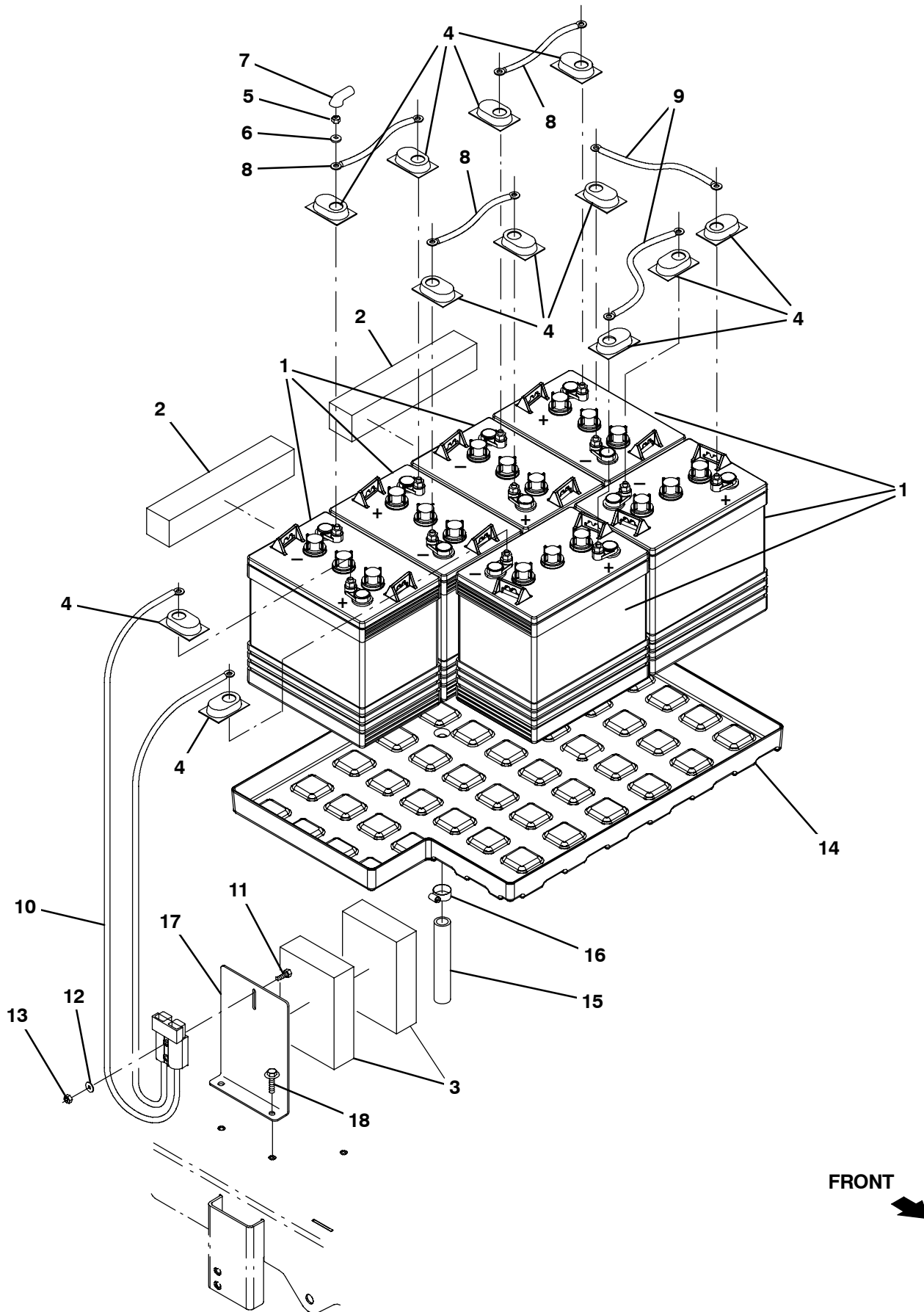


Fig. 9 - Battery Group, 235AH

Ref.	Part No.	Serial Number	Description	Qty.
1	222280	(000000-) Battery, Wet, 06vdc 0235ah	6
2	83415	(000000-) Spacer, Battery, Foam, 2.00 X 2.0 X 11.0	2
3	80134	(000000-) Spacer, Battery, Foam, 1.75 X 4.8 X 7.0	2
4	45962	(000000-) Cap, Plstc, .04 1.38 X 2.30 0.5l	12
5	87435	(000000-) Nut, Hex, Flexlock, .31-18	12
6	01685	(000000-) Washer, Flat, 0.38b 0.88d .08, Ss	12
7	611221	(000000-) Boot, Terminal, Battery, 25.4mm, Blk	12
8	1058612	(000000-) Cable, 02ga 08.0l Red .31ring /.31ring	3
9	1058620	(000000-) Cable, 02ga 12.0l Red .31ring /.31ring	2
10	1058604	(000000-) Cable Assy, 02ga .31ring /.31ring, 175a	1
11	06946	(000000-) Screw, Hex, M6 X 1.00 X 35, 8.8	2
12	32483	(000000-) Washer, Flat, 0.25, Sae	2
13	08708	(000000-) Nut, Hex, Lock, M6 X 1.00, NI	2
14	1056706	(000000-) Tray, Battery [Quantum]	1
15	1015048	(000000-) Hose, Afmkt, Pvc, Brd, 0.75id, 01ft, Clr	1
16	63810	(000000-) Clamp, Hose, Wormdrive, 0.56-1.06d, .56w	1
17	1056933	(000000-) Angle, Battery	1
18	1037346	(000000-) Screw, Hex, M8 X 1.25 X 25, 9.8, Sems	2

Fig. 10 - Wheels Group

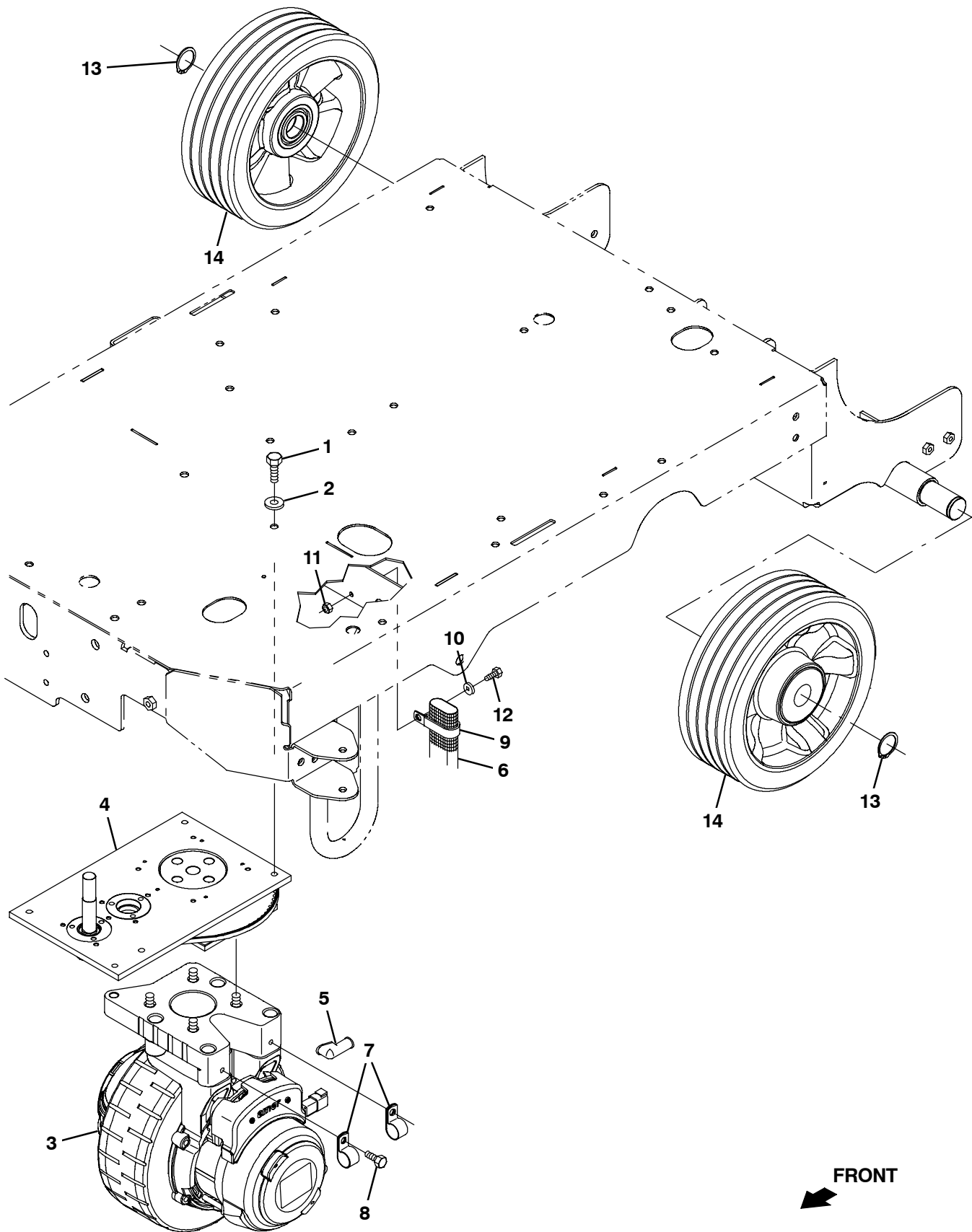


Fig. 10 - Wheels Group

Ref.	Part No.	Serial Number	Description	Qty.
1	09028	(000000-) Screw, Hex, M10 X 1.50 X 25, Ss	3
2	01686	(000000-) Washer, Flat, 0.44b 1.00d .08, Ss	3
3	1055257	(000000-) Wheel Assy, Drive (See Breakdowns)	1
4	1053418	(000000-) Steer-Control Assy, Wheel Drive (See Breakdowns)	1
5	02076	(000000-) Boot, 90deg .50id .57id X .84id 1.0l,Blk	5
6	82833	(000000-) Sleeve, Nyl, 1.22id 35.0l	1
7	69234	(000000-) Clamp, Cable, Stl, 1.00d X 0.75w, 1hole	2
8	16735	(000000-) Screw, Hex, M8 X 1.25 X 16, 8.8	2
9	09570	(000000-) Clamp, Cable, Stl, 0.9x1.8x0.62w, 1hole	1
10	01684	(000000-) Washer, Flat, 0.27b 0.69d .05, Ss	1
11	08712	(000000-) Nut, Hex, Lock, M6 X 1.00, NI, Ss	1
12	08716	(000000-) Screw, Hex, M6 X 1.00 X 20, Ss	1
13	1059019	(000000-) Ring, Retaining, Ext, 1.375od	2
14	1055798	(000000-) Tire Assy, Solid, 300mm X 100mm, Rbr	2
14	1060626	(000000-) Tire Assy, Solid, 300mm X 100mm, Ure	2

Fig. 11 - Scrub Head Lift Group

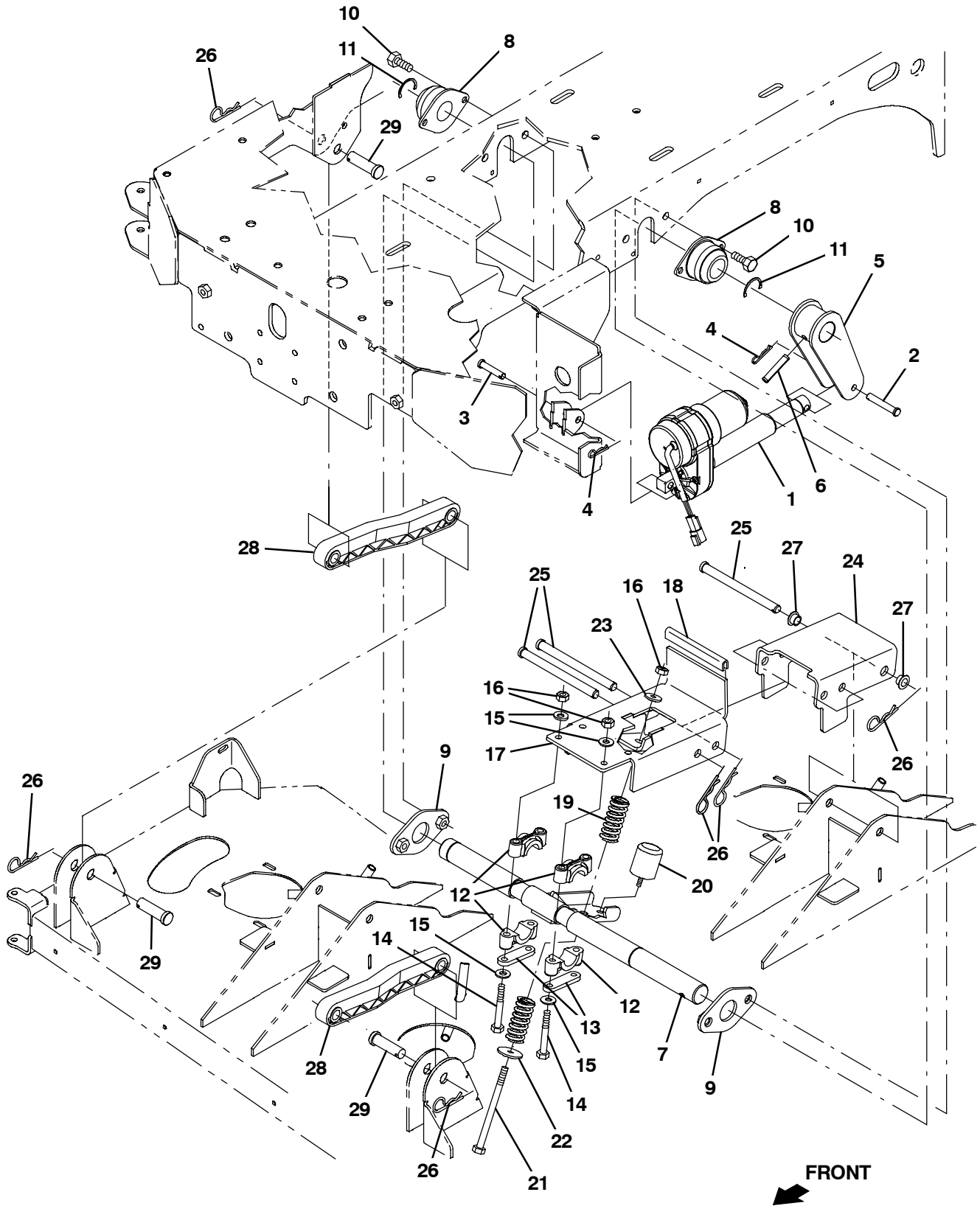


Fig. 11 - Scrub Head Lift Group

Ref.	Part No.	Serial Number	Description	Qty.
1	1056702	(000000-) Actuator, 36vdc, 05.0strk, 0500lb	1
2	222260	(000000-) Pin, Clevis, 0.37d X 2.25l	1
3	17461	(000000-) Pin, Clevis, 0.37d X 1.75l	1
4	44906	(000000-) Pin, Cotter, Hair, 0.38d .093 Wir	2
5	1057850	(000000-) Arm Wldt, Lift	1
6	51317	(000000-) Pin, Roll, .375d X 2.00l, .375/.382	1
7	1053671	(000000-) Shaft Wldt, Lift, Tool	1
8	1057043	(000000-) Bearing, Flng, 2hole, 1.25b	2
9	1057746	(000000-) Flange, Lift, Torque, Arm	2
10	09028	(000000-) Screw, Hex, M10 X 1.50 X 25, Ss	4
11	59861	(000000-) Ring, Retaining, Ext, 1.25d	2
12	381502	(000000-) Bearing, Split, 1.00b	4
13	382224	(000000-) Plate, Sppt	2
14	09767	(000000-) Screw, Hex, M8 X 1.25 X 70, Ss	4
15	32491	(000000-) Washer, Flat, 0.31, Std	8
16	08713	(000000-) Nut, Hex, Lock, M8 X 1.25, NI, Ss	5
17	1053952	(000000-) Bracket Wldt, Lift, Head, Front	1
18	1020168	(000000-) Molding, Afmkt, Trim, Pvc, .08 .11, 01ft	5
19	1052999	(000000-) Spring, Cmpr, 1.10od .17wir 02.5l, PI,Mw	2
20	1061741	(000000-) Bumper, Ure	1
21	387431	(000000-) Screw, Hex, M8 X 1.25 X 130, Ss	1
22	379829	(000000-) Washer, Flat, 0.34b 1.50d .12, Stl, PI	1
23	1017218	(000000-) Washer, Flat, 0.32b 1.00d .12, Ss	1
24	1053946	(000000-) Channel, Lift, Head, Rear	1
25	51225-1	(005892-) Pin, Clevis, 0.50d X 6.00l	3
26	02942	(005892-) Pin, Hair, Cotter, 0.62d .120 Wir	7
27	360917	(000000-) Bushing, Flng, 0.50b 0.59d 0.38l	2
28	222027	(000000-) Arm, Lift, Head	2
29	222210	(000000-) Pin, Clevis, 0.62d X 2.12l	4

Fig. 12 - Scrub Head Drive Motor Group, Disk

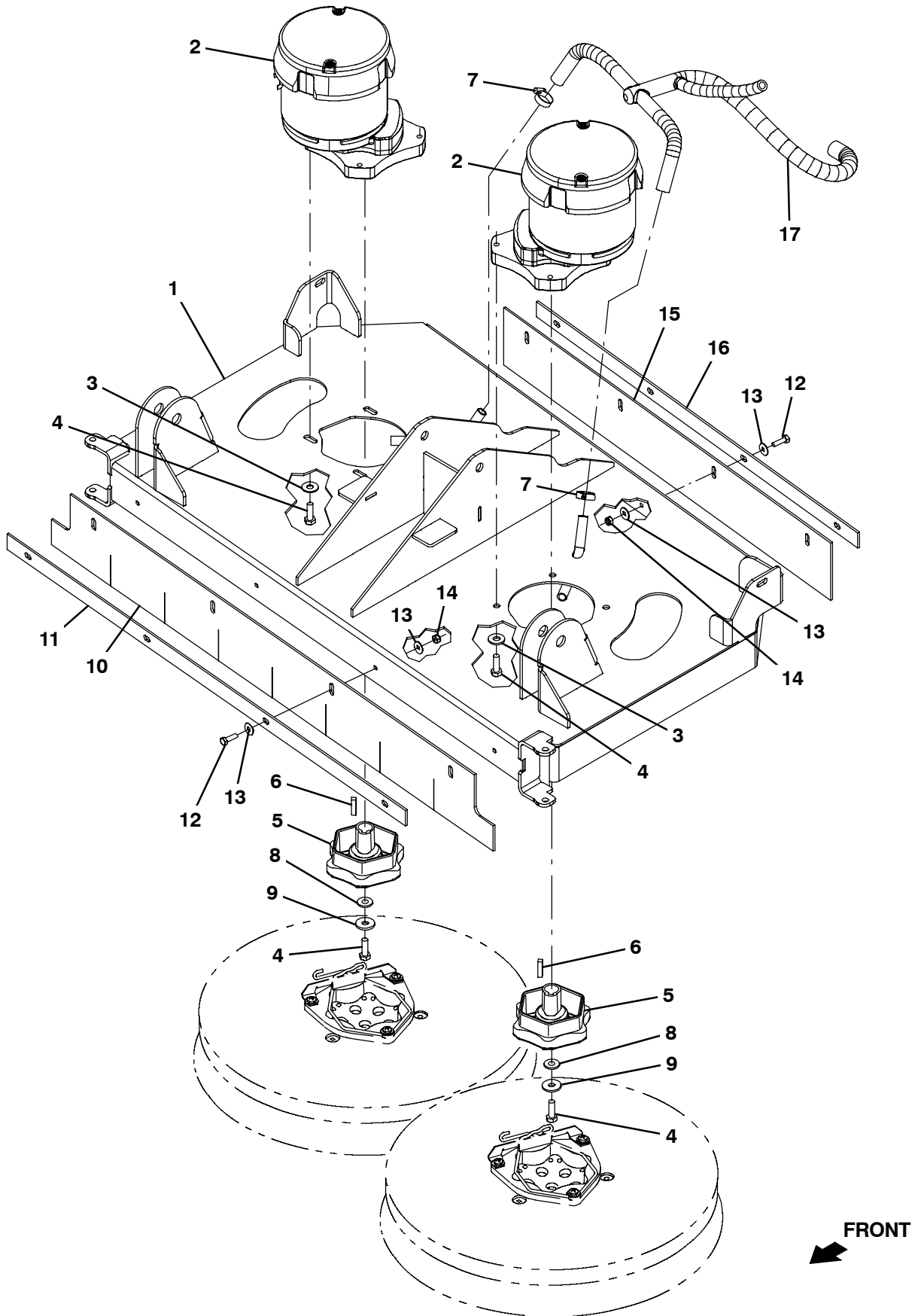


Fig. 12 - Scrub Head Drive Motor Group, Disk

Ref.	Part No.	Serial Number	Description	Qty.
1	1052764	(000000-) Head Wldt, Disk	1
2	1053341	(000000-) Motor, Ele, 36vdc 0360rpm 1.00hp Gear	2
3	01685	(000000-) Washer, Flat, 0.38b 0.88d .08, Ss	8
4	09010	(000000-) Screw, Hex, M8 X 1.25 X 25, Ss	10
5	377364	(000000-) Hub, Drive, Brush, Disk, 0.75b [6t]	2
6	00928	(000000-) Key, Sq, 0.25 X 0.25, 1.00l	2
7	54333	(000000-) Clamp, Hose, Wormdrive, 0.31-0.88d, .31w	2
8	41186	(000000-) Washer, Flat, Belleville, .31	2
9	1017218	(000000-) Washer, Flat, 0.32b 1.00d .12, Ss	2
10	1057021	(000000-) Skirt, Rbr, .12, 03.75w 37.00l, 04/ SI	1
11	1057022	(000000-) Strip, Retainer, Skirt, Front	1
12	08716	(000000-) Screw, Hex, M6 X 1.00 X 20, Ss	8
13	01684	(000000-) Washer, Flat, 0.27b 0.69d .05, Ss	16
14	08712	(000000-) Nut, Hex, Lock, M6 X 1.00, NI, Ss	8
15	223520	(000000-) Skirt, Rbr, .12, 03.75w 28.00l, 04/ SI	1
16	223537	(000000-) Strip, Retainer, Skirt, Front, Lh	1
17	1057591	(000000-) Manifold, Soltn	1

Fig. 13 - Scrub Head Frame Group, Cylindrical

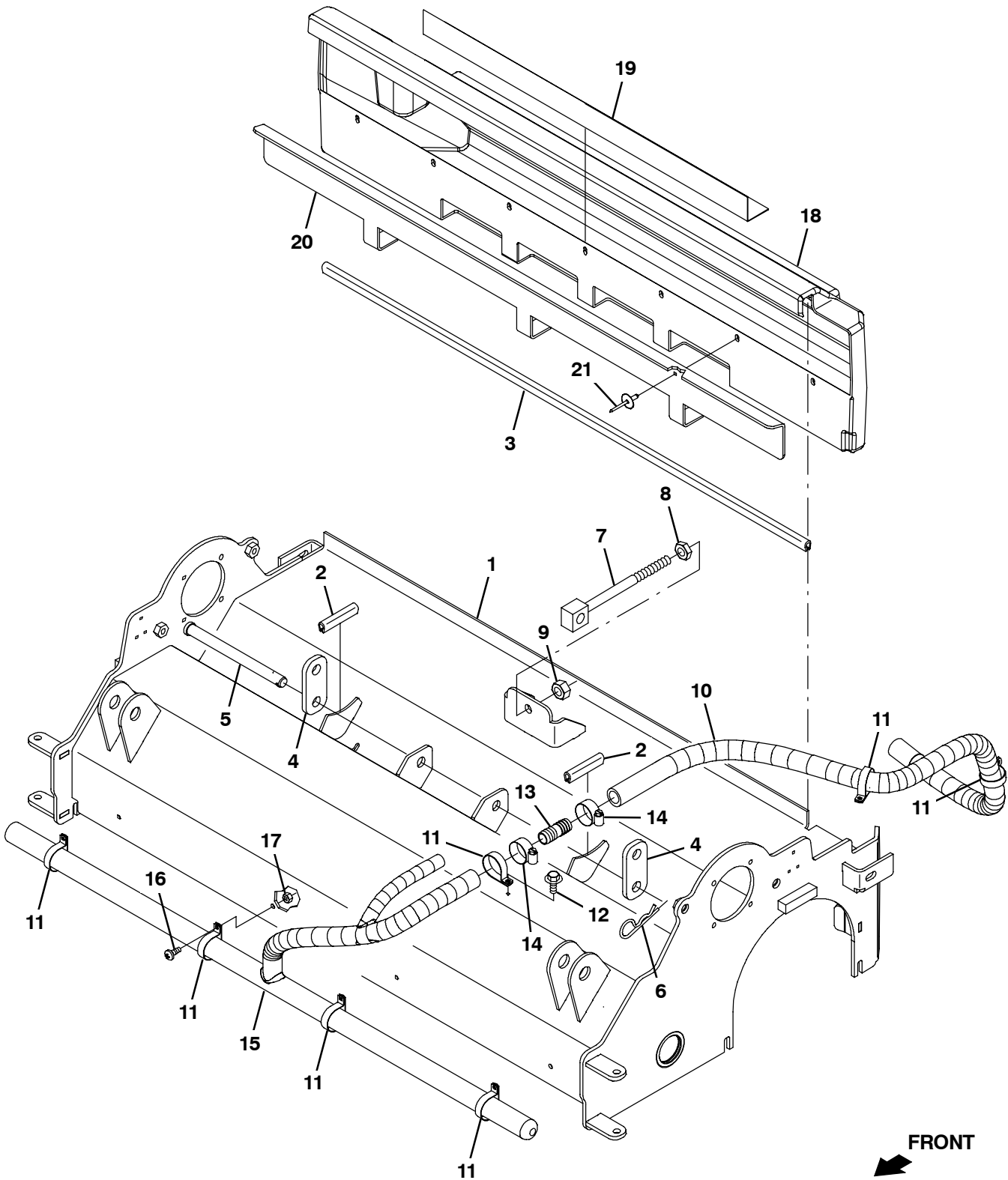


Fig. 13 - Scrub Head Frame Group, Cylindrical

Ref.	Part No.	Serial Number	Description	Qty.
1	1053743	(000000-) Head Wldt, Scb, Cyl	1
2	1020168	(000000-) Molding, Afmkt, Trim, Pvc, .08 .11, 01ft	2
3	1020174	(000000-) Molding, Afmkt, Trim, Pvc, .08 .11, 03ft	1
4	1053991	(000000-) Plate, Lift, Head	2
5	51225-1	(000000-) Pin, Clevis, 0.50d X 6.00l	1
6	02942	(000000-) Pin, Hair, Cotter, 0.62d .120 Wir	1
7	1053993	(000000-) Bolt, Eye, M10 X 1.50 X 140mm, 13.00 Eye	1
8	41430	(000000-) Nut, Hex, Lock, M10 X 1.5, NI	1
9	763064	(000000-) Nut, Hex, Jam, M10 X 1.5, [Din439]	1
10	1015026	(000000-) Hose, Afmkt, Pvc, Brd, 0.62id, 03ft, Clr	1
11	50544	(000000-) Clamp, Cable, Ss, 1.12d X 0.38w, 1hole	6
12	74455	(000000-) Screw, Hex, M6 X 1.00 X 12, Fmg	3
13	365164	(000000-) Fitting, Plstc, Str, Bm10/Bm10	1
14	63810	(000000-) Clamp, Hose, Wormdrive, 0.56-1.06d, .56w	2
15	1059700	(000000-) Manifold, Bar, Spray, 33.7inch	1
16	09200	(000000-) Screw, Pan, Phl, M5 X	4
17	09739	(000000-) Nut, Hex, Lock, M5 X 0.80, NI, Ss	4
18	9008665	(000000-) Hopper, Debris, Afmkt [T16]	1
19	1062730	(000000-) Angle, Stl, Perforated .03 1.4 1.4 26.0l	1
20	1055962	(000000-) Lip, Tray, Debris	1
21	32548	(000000-) Rivet, Blind, .188d X 0.45 X .62d, Alm	7

Fig. 14 - Scrub Head Drive Group, Cylindrical

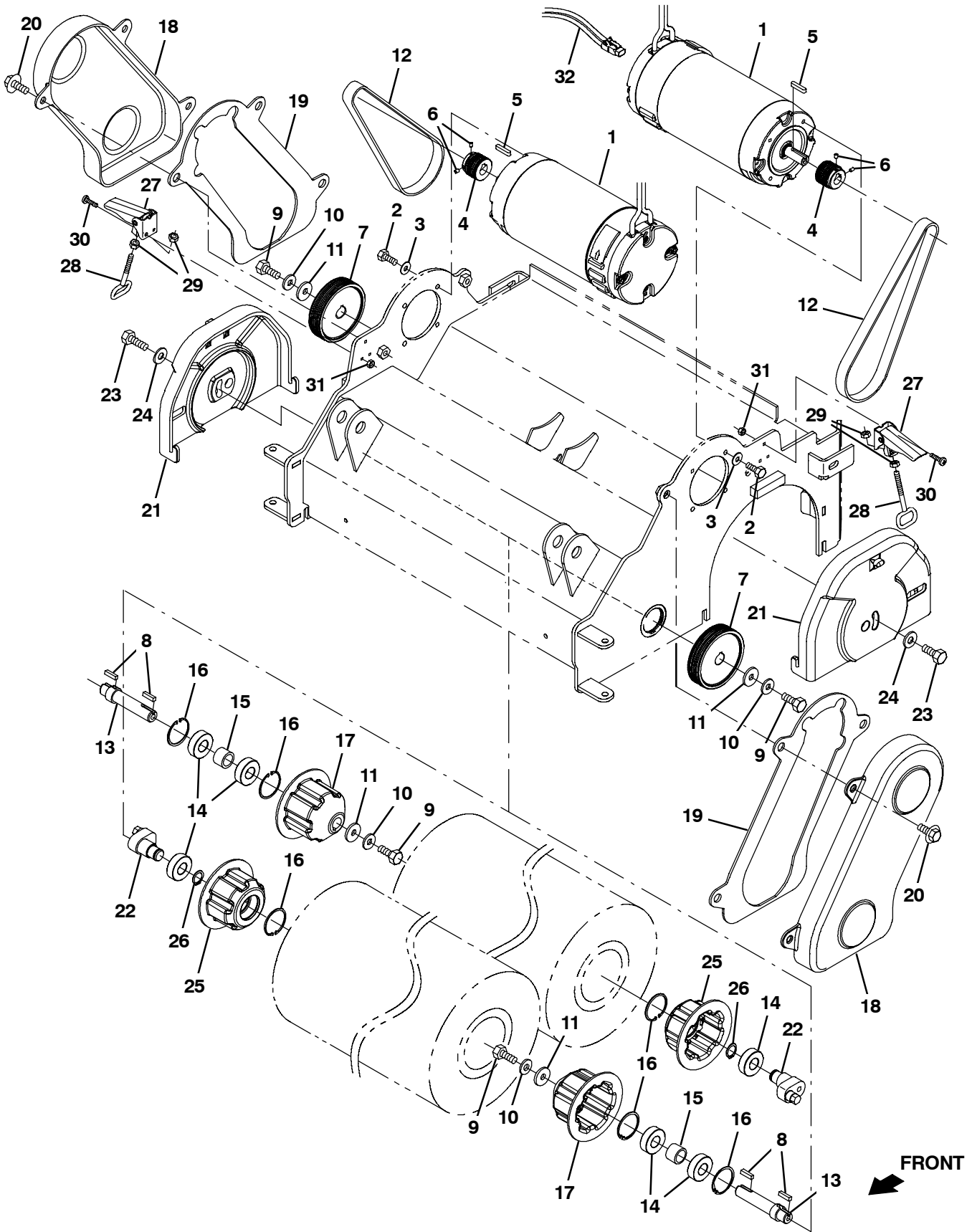


Fig. 14 - Scrub Head Drive Group, Cylindrical

Ref.	Part No.	Serial Number	Description	Qty.
1	1053342	(000000-) Motor, Ele, 36vdc 1750rpm 1.00hp 22.0a	2
2	15678	(000000-) Screw, Hex, M6 X 1.00 X 16, Ss	8
3	01684	(000000-) Washer, Flat, 0.27b 0.69d .05, Ss	8
4	1054581	(000000-) Sheave, 07grv, 1.22pd 0.55b [Pj]	2
5	1014328	(000000-) Key, Sq, 05mm X 05mm, 25mml	2
6	222818	(000000-) Screw, Set, Soc, 08-32 X 0.25, NI	4
7	1054591	(000000-) Sheave, 07grv, 03.3pd 0.63b [Pj]	2
8	00911	(000000-) Key, Sq, 0.19 X 0.19, 0.75l	4
9	09740	(000000-) Screw, Hex, M8 X 1.25 X 20, Ss	4
10	41186	(000000-) Washer, Flat, Belleville, .31	4
11	1017218	(000000-) Washer, Flat, 0.32b 1.00d .12, Ss	4
12	9007853	(000000-) Belt Kit, W/Tool, Afmkt [Qty 2]	2
13	1054633	(000000-) Shaft, Drive	2
14	28010	(000000-) Bearing, Ball, 0.62b 1.38d 0.43w	6
15	1055051	(000000-) Spacer, Brg	2
16	01513	(000000-) Ring, Retaining, Int,	6
17	1056155	(000000-) Plug, Drive, Brush	2
18	1054844	(000000-) Cover, Belt	2
19	1054843	(000000-) Gasket, Cover, Belt	2
20	1020341	(000000-) Screw, Hex, M8 X 1.25 X 20, Ss, Sems	6
21	1054849	(000000-) Cover, Idler	2
22	1057083	(000000-) Cam, Adj, Brush	2
23	09010	(000000-) Screw, Hex, M8 X 1.25 X 25, Ss	2
24	01685	(000000-) Washer, Flat, 0.38b 0.88d .08, Ss	2
25	1057124	(000000-) Plug, Idler, Brush	2
26	18136	(000000-) Ring, Retaining, Ext, 0.62d, Basic	2
27	386257	(000000-) Latch	2
28	386274	(000000-) Hook Wldt, Latch	2
29	50335	(000000-) Nut, Hex, Std, M5 X 0.80, 8	4
30	24265	(000000-) Screw, Pan, Phl, M4 X 0.70 X 16, Ss	6
31	33932	(000000-) Nut, Hex, Lock, M4 X 0.70, NI, Ss	6
32	1059170	(000000-) Harness, Wire, Adapter	1

Fig. 15 - Scrub Head Side Squeegee Group, Right Hand

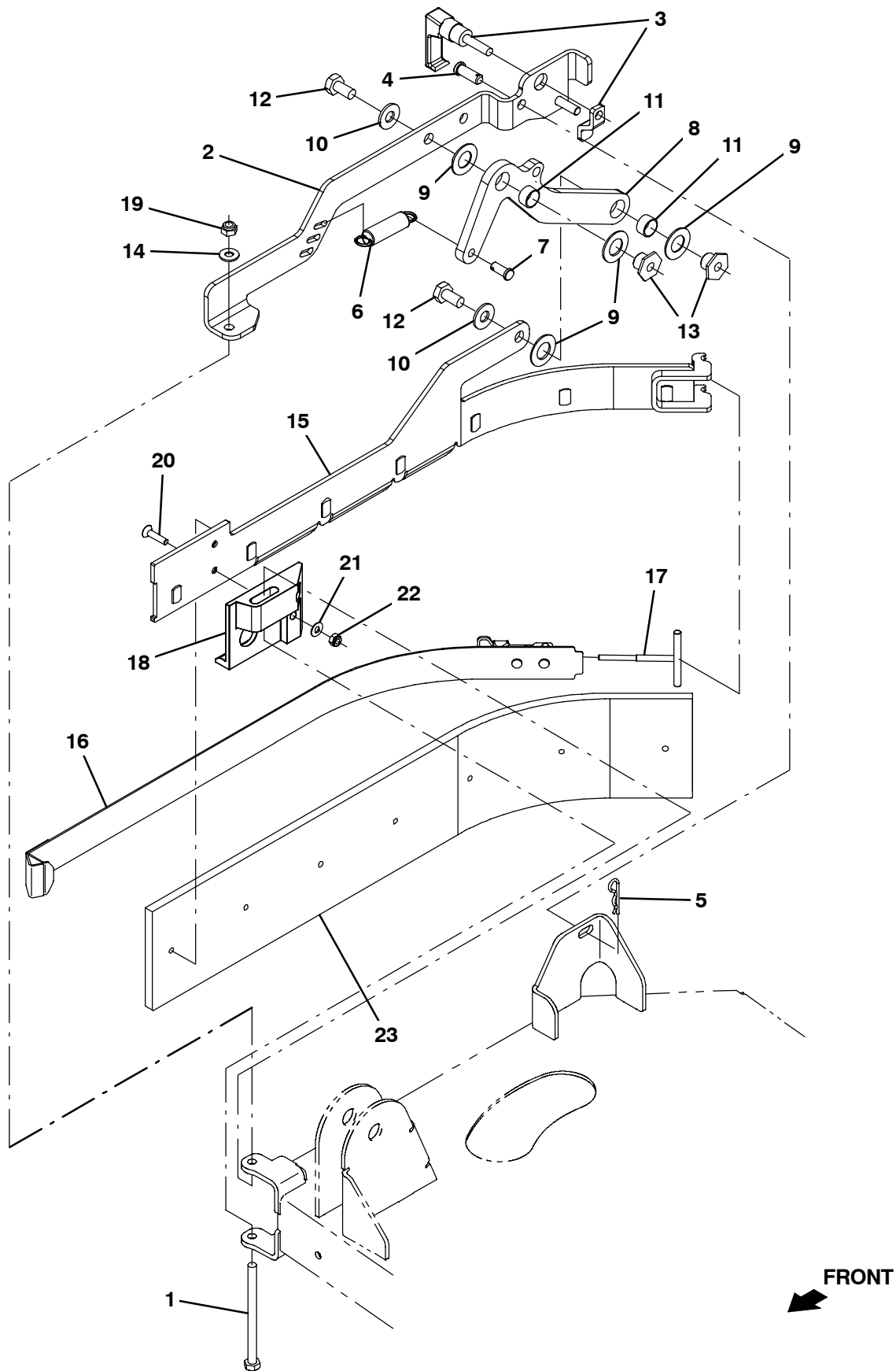


Fig. 15 - Scrub Head Side Squeegee Group, Right Hand

Ref.	Part No.	Serial Number	Description	Qty.
1	364441	(000000-) Screw, Hex, M8 X 1.25 X 110, Ss	1
2	1056776	(000000-) Bracket, Sqge, Side, Hinge	1
3	1065134	(000000-) Latch, Cmpr, Yel Grip	1
4	09088	(000000-) Pin, Clevis, 0.37d X 1.00l	1
5	44906	(000000-) Pin, Cotter, Hair, 0.38d .093 Wir	1
6	15047	(000000-) Spring, Extn, 0.62od 0.08wir 03.0l	1
7	10120	(000000-) Clevis, 0.31d X 0.75l	1
8	1056994	(000000-) Bellcrank, Lift, Sqge	1
9	64425	(000000-) Washer, Thrust, 0.61b 1.25d .06, Fgl	4
10	01686	(000000-) Washer, Flat, 0.44b 1.00d .08, Ss	2
11	71607	(000000-) Bushing, Sleeve, 0.63b 0.72d 0.38l	2
12	09291	(000000-) Screw, Hex, M10 X 1.50 X 20, Ss	2
13	1022846	(000000-) Nut, T, M10 X 1.50 X 15.80od X 13.0l	2
14	32490	(000000-) Washer, Flat, 0.25, Std	1
15	1055001	(000000-) Bracket Wldt, Sqge, Body, Rh	1
16	1062066	(000000-) Strap Assy, Sqge, Side	1
17	1054312	(000000-) Hook Wldt, Latch	1
18	1054282	(000000-) Guide, Sqge, Rh	1
19	08713	(000000-) Nut, Hex, Lock, M8 X 1.25, NI, Ss	1
20	06415	(000000-) Screw, Flt, Soc, M6 X 1.00 X 25, 10.9	2
21	19066	(000000-) Washer, Flat, 0.25b 0.56d .05, Pl, 10	2
22	08712	(000000-) Nut, Hex, Lock, M6 X 1.00, NI, Ss	2
23	1054670	(000000-) Blade, Sqge, Side Linatex	1
23	1061185	(000000-) Blade, Sqge, Side, 25.10l Ure	1
23	1061184	(000000-) Blade, Sqge, Side, 25.10l Gum	1

Fig. 16 - Scrub Head Side Squeegee Group, Left Hand

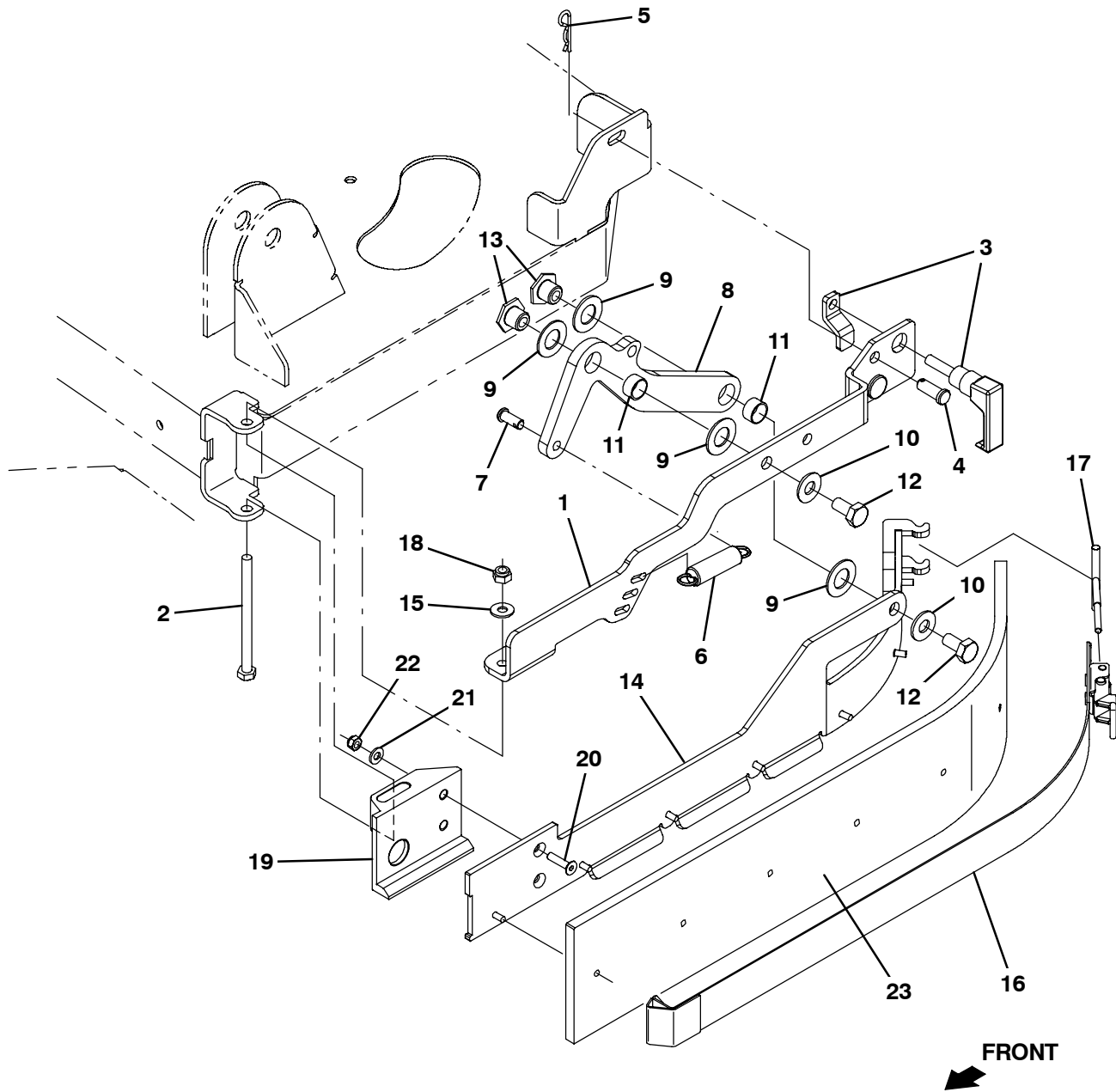


Fig. 16 - Scrub Head Side Squeegee Group, Left Hand

Ref.	Part No.	Serial Number	Description	Qty.
1	1056987	(000000-) Bracket, Sqge, Side, Hinge, Lh	1
2	364441	(000000-) Screw, Hex, M8 X 1.25 X 110, Ss	1
3	1065134	(000000-) Latch, Cmpr, Yel Grip	1
4	09088	(000000-) Pin, Clevis, 0.37d X 1.00l	1
5	44906	(000000-) Pin, Cotter, Hair, 0.38d .093 Wir	1
6	15047	(000000-) Spring, Extn, 0.62od 0.08wir 03.0l	1
7	10120	(000000-) Clevis, 0.31d X 0.75l	1
8	1056994	(000000-) Bellcrank, Lift, Sqge	1
9	64425	(000000-) Washer, Thrust, 0.61b 1.25d .06, Fgl	4
10	01686	(000000-) Washer, Flat, 0.44b 1.00d .08, Ss	2
11	71607	(000000-) Bushing, Sleeve, 0.63b 0.72d 0.38l	2
12	09291	(000000-) Screw, Hex, M10 X 1.50 X 20, Ss	2
13	1022846	(000000-) Nut, T, M10 X 1.50 X 15.80od X 13.0l	2
14	1055027	(000000-) Bracket Wldt, Sqge, Body, Lh	1
15	32490	(000000-) Washer, Flat, 0.25, Std	1
16	1062066	(000000-) Strap Assy, Sqge, Side	1
17	1054312	(000000-) Hook Wldt, Latch	1
18	08713	(000000-) Nut, Hex, Lock, M8 X 1.25, NI, Ss	1
19	1055028	(000000-) Guide, Sqge, Lh	1
20	06415	(000000-) Screw, Flt, Soc, M6 X 1.00 X 25, 10.9	2
21	19066	(000000-) Washer, Flat, 0.25b 0.56d .05, Pl, 10	2
22	08712	(000000-) Nut, Hex, Lock, M6 X 1.00, NI, Ss	2
23	1054670	(000000-) Blade, Sqge, Side Linatex	1
23	1061185	(000000-) Blade, Sqge, Side, 25.10l Ure	1
23	1061184	(000000-) Blade, Sqge, Side, 25.10l Gum	1

Fig. 17 - Recovery Tank Group

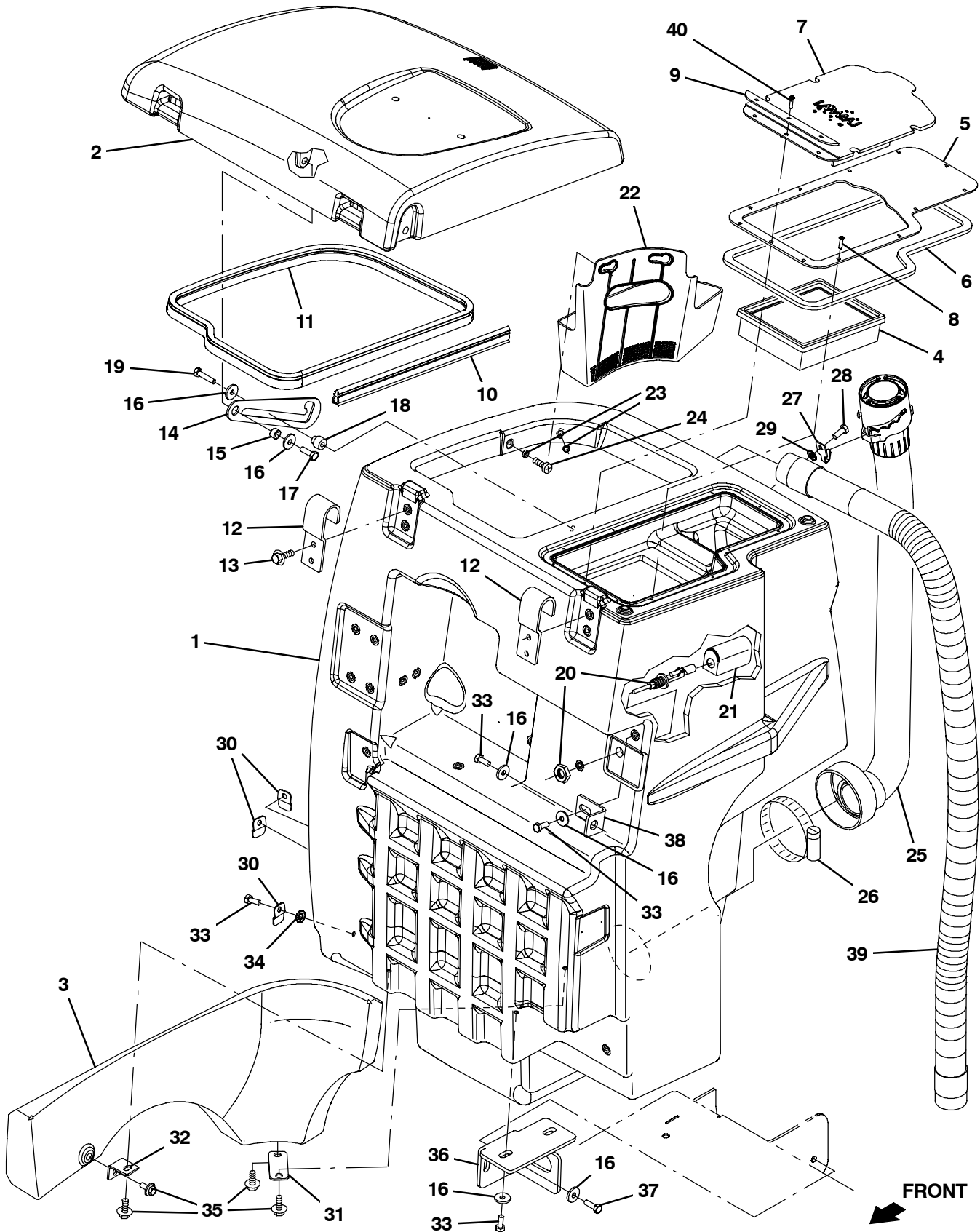
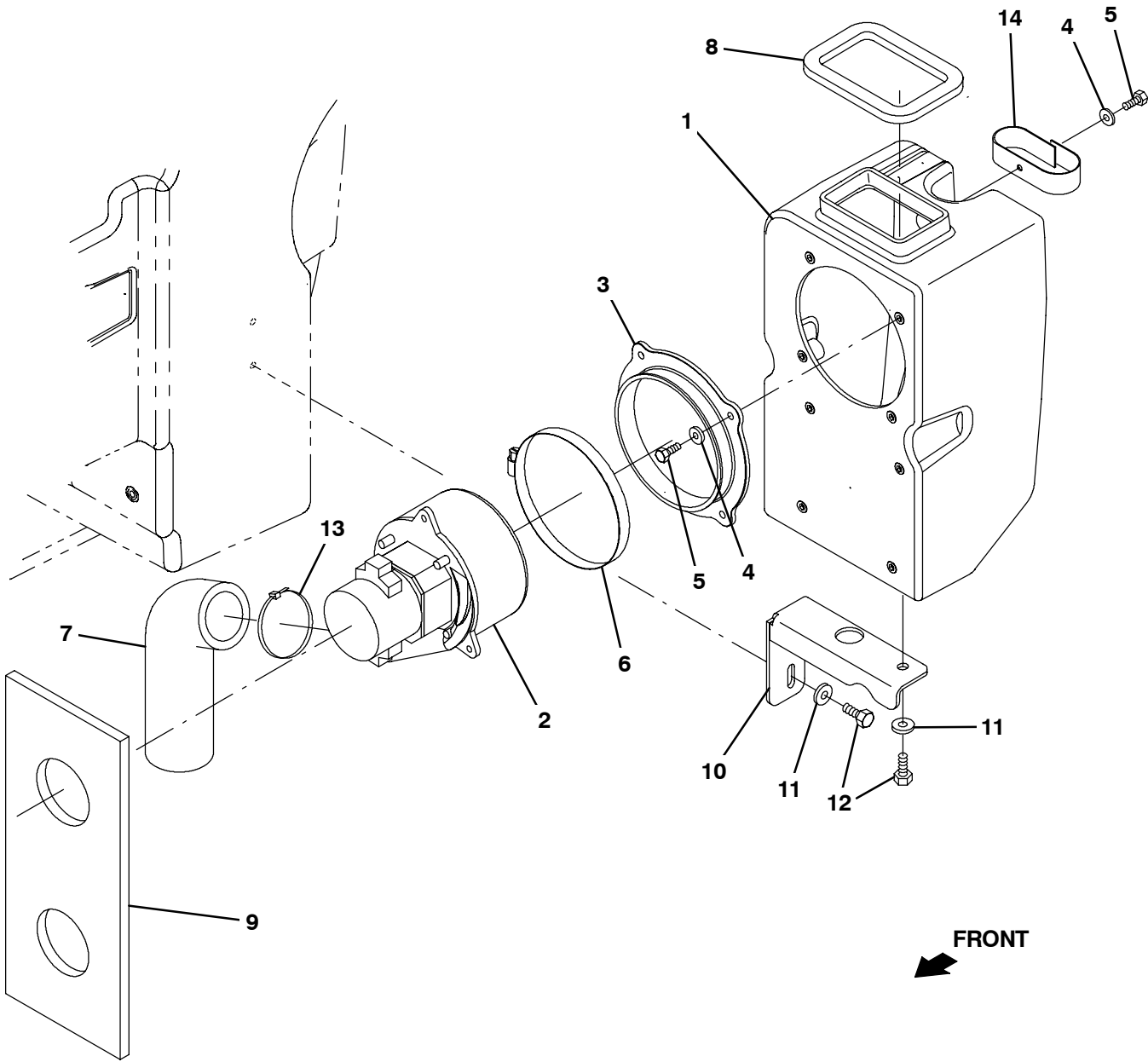


Fig. 17 - Recovery Tank Group

Ref.	Part No.	Serial Number	Description	Qty.
1	1057404	(000000-) Tank, Recvy, Rm-Cptl, Trimmed [T16]	1
2	9008031	(000000-) Cover, Tank, Rcvry, Afmkt [T16]	1
3	9008429	(000000-) Bumper, Rear, Rh, Afmkt [T16]	1
4	1037822	(000000-) Filter, Panl, Dust, 2.0 X 06.1 X 07.6	1
5	9008678	(000000-) Plate, Cover, W/Label, Afmkt	1
5	9008738	(000000-) Plate, Cover, W/Label, Afmkt, TJ (Japan Only)	1
6	1057955	(000000-) Gasket, Cover, Fltr	1
7	1056611	(000000-) Cover, Access, Fltr	1
8	360943	(000000-) Screw, Pan, Phl, 10-14 X 0.75, F/ Plstc	9
9	1064629	(000000-) Retainer, Seal, Fltr	1
10	1066430	(000000-) Seal, Afmkt, Bulb, Dual, 0.30G, 02Ft	1
11	1066433	(000000-) Seal, Afmkt, Bulb, Dual, 0.30G, 08Ft	1
12	1055319	(000000-) Bracket, Mtg, Cover, Recvy Tank	2
13	1020341	(000000-) Screw, Hex, M8 X 1.25 X 20, Ss, Sems	4
14	1057214	(000000-) Plate, Arm, Prop	1
15	360460	(000000-) Sleeve, P/M, 0.34b 0.63d 0.4l, Ss / Oil	1
16	1017218	(000000-) Washer, Flat, 0.32b 1.00d .12, Ss	8
17	12333	(000000-) Screw, Hex, M8 X 1.25 X 25, Ss, NI	1
18	230735	(000000-) Sleeve, P/M, Flng, 0.33b 0.75/0.50d 0.8l	1
19	59658	(000000-) Screw, Hex, M8 X 1.25 X 35, NI, Ss	1
20	385685	(000000-) Sensor, Level, Liq, 14vdc 01a .62-11	1
21	1019285	(000000-) Bracket, Protector, Float Switch	1
22	1056068	(000000-) Tray, Debris, 11.0l	1
23	1060798	(000000-) Sleeve, P/M, 0.32b 0.44d 0.2l [430ss]	2
24	09737	(000000-) Screw, Pan, Phl, M8 X 1.25 X 20, 4.8	2
25	1060269	(000000-) Hose Assy, Drain, 2.00id X 33.9l, Blk	1
26	23498	(000000-) Clamp, Hose, Wormdrive, 3.56-4.50d, .50w	1
27	1056267	(000000-) Bracket, Mtg, Hose	1
28	15675	(000000-) Screw, Hex, M8 X 1.25 X 16, Ss	1
29	41141	(000000-) Washer, Lock, Int-Ext, 0.31	1
30	1055820	(000000-) Bracket, Mtg, Bmpr	3
31	1055852	(000000-) Plate, Mtg, Bmpr	1
32	1055938	(000000-) Angle, Mtg, Bmpr	1
33	09740	(000000-) Screw, Hex, M8 X 1.25 X 20, Ss	7
34	41141	(000000-) Washer, Lock, Int-Ext, 0.31	3
35	1020341	(000000-) Screw, Hex, M8 X 1.25 X 20, Ss, Sems	4
36	1052724	(000000-) Bracket, Sppt, Tank, Rh	1
37	09010	(000000-) Screw, Hex, M8 X 1.25 X 25, Ss	2
38	1054823	(000000-) Angle, Mtg, Tank	1
39	1054370	(000000-) Hose, Vacuum, 1.75id X 057.1l, 2cuff	1
40	1066436	(000000-) Screw, Pan, Phl, 10-14 X 1.00, F/ Plstc	3

Fig. 18 - Vacuum Fan Kit, Single



FRONT
➔

Fig. 18 - Vacuum Fan Kit, Single

	Ref.	Part No.	Serial Number	Description	Qty.
▽		9008035	(000000-) Vacfan Kit, Sgl, Ci [T16]	1
▲	1	9008655	(000000-) Housing, Vacfan, Afmkt [T16]	1
▲▽	2	1056623	(000000-) Fan, Vacuum, 5.7d, 036vdc, 3 Stage	1
▲▲		1041772	(000000-) Brush Kit, Motor	1
▲▲		1041766	(000000-) Cover, Cooling Fan	1
▲	3	1059661	(000000-) Seal, Mtg, Vacfan	1
▲	4	01684	(000000-) Washer, Flat, 0.27b 0.69d .05, Ss	5
▲	5	08716	(000000-) Screw, Hex, M6 X 1.00 X 20, Ss	5
▲	6	49891	(000000-) Clamp, Hose, Wormdrive, 5.56-6.50d, .56w	1
▲	7	1054231	(000000-) Muffler, Vacfan	1
▲	8	1052520	(000000-) Gasket, Vacfan	1
▲	9	1053268	(000000-) Insulation, Acstc, 0.5, 06.6 X 15.8 C-0	1
▲	10	1054711	(000000-) Bracket, Mtg, Hsng, Fan	1
▲	11	1017218	(000000-) Washer, Flat, 0.32b 1.00d .12, Ss	3
▲	12	09740	(000000-) Screw, Hex, M8 X 1.25 X 20, Ss	3
▲	13	130773	(000000-) Tie, Cable, Nyl, 11.0l, .14w, 3.0 Max. D	1
▲	14	1059534	(000000-) Fastener, 09.00l [Hook & Loop]	1

Fig. 19 - Solution Tank Group

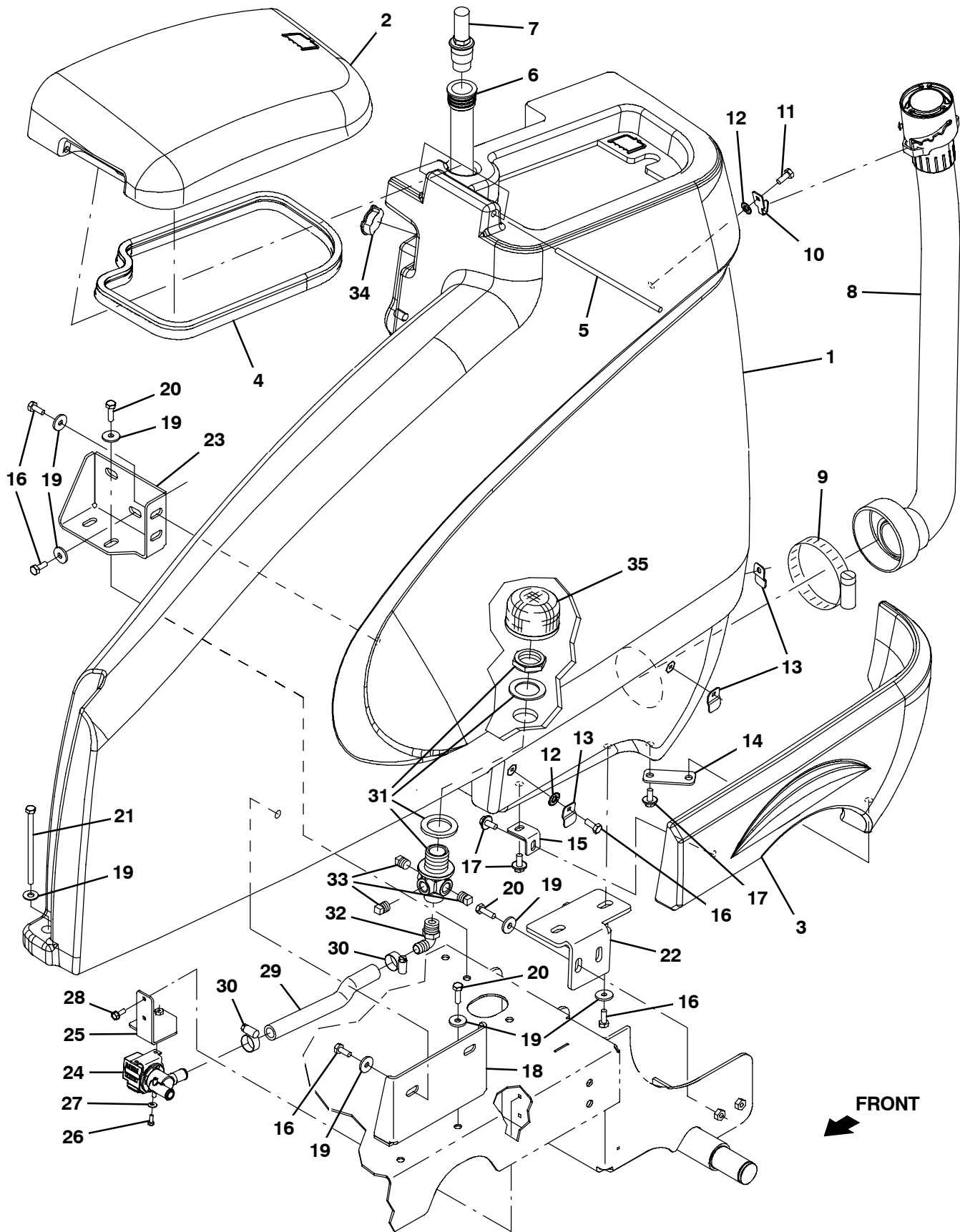


Fig. 19 - Solution Tank Group

Ref.	Part No.	Serial Number	Description	Qty.
1	1057403	(000000-) Tank, Soltn, Rm-Cptl, Trimmed [T16]	1
2	9008017	(000000-) Cover, Tank, Sltn, Afmkt [ec-H20 T16]	1
2	9008742	(000000-) Cover, Tank, Slnt, Armkt, Tj [ec-H20 T16] (Japan Only)	1
2	9008654	(000000-) Cover, Tank, Sltn, Afmkt [FaST T16]	1
2	9008743	(000000-) Cover, Tank, Slnt, Armkt, Tj [FaST] (Japan Only)	1
3	9008052	(000000-) Bumper, Rear, Lh, Afmkt [T16]	1
4	1066433	(000000-) Seal, Afmkt, Bulb, Dual, 0.30G, 08Ft	1
5	1060673	(000000-) Bar, Rnd, Plstc, 0.31d 08.5l	1
6	1060424	(000000-) Tube Assy, Float, 42.0 L	1
7	1062651	(000000-) Sensor, Press, 3 Psi, 8-30vdc	1
8	1060269	(000000-) Hose Assy, Drain, 2.00id X 33.9l, Blk	1
9	23498	(000000-) Clamp, Hose, Wormdrive, 3.56-4.50d, .50w	1
10	1056267	(000000-) Bracket, Mtg, Hose	1
11	15675	(000000-) Screw, Hex, M8 X 1.25 X 16, Ss	1
12	41141	(000000-) Washer, Lock, Int-Ext, 0.31	4
13	1055820	(000000-) Bracket, Mtg, Bmpr	3
14	1055852	(000000-) Plate, Mtg, Bmpr	1
15	1055938	(000000-) Angle, Mtg, Bmpr	1
16	09740	(000000-) Screw, Hex, M8 X 1.25 X 20, Ss	9
17	1020341	(000000-) Screw, Hex, M8 X 1.25 X 20, Ss, Sems	4
18	1053142	(000000-) Bracket, Mtg, Tank, Soltn	1
19	1017218	(000000-) Washer, Flat, 0.32b 1.00d .12, Ss	13
20	09010	(000000-) Screw, Hex, M8 X 1.25 X 25, Ss	6
21	364441	(000000-) Screw, Hex, M8 X 1.25 X 110, Ss	1
22	1052663	(000000-) Bracket, Sppt, Tank, Lh	1
23	1053109	(000000-) Bracket, Mtg, Tank, Front	1
24	1054795	(000000-) Valve, Water, Solenoid, 36vdc Bm12/Bm12	1
25	1064246	(000000-) Bracket, Mtg, Valve, Water	1
26	09738	(000000-) Screw, Hex, M5 X 0.80 X 12, Ss	2
27	01683	(000000-) Washer, Flat, 10, Ss	2
28	361339	(000000-) Screw, Hex, M6 X 1.00 X 16, Fmg	2
29	1015033	(000000-) Hose, Afmkt, Pvc, Brd, 0.62id, 01ft, Clr	1
30	63810	(000000-) Clamp, Hose, Wormdrive, 0.56-1.06d, .56w	2
31	1059317	(000000-) Fitting Assy, Soltn, Bh	1
32	630371	(000000-) Fitting, Plstc, E90, Bm10/Pm08	1
33	56119	(000000-) Fitting, Plstc, Plug, Pm06, Sq Head	3
34	390994	(000000-) Plug, Hole, Soltn Tank, Blk Pyu	1
35	1027290	(000000-) Filter, Soltn, 020mesh, Pm12 3.1d 02.6l	1

Fig. 20 - Rear Squeegee Lift Group

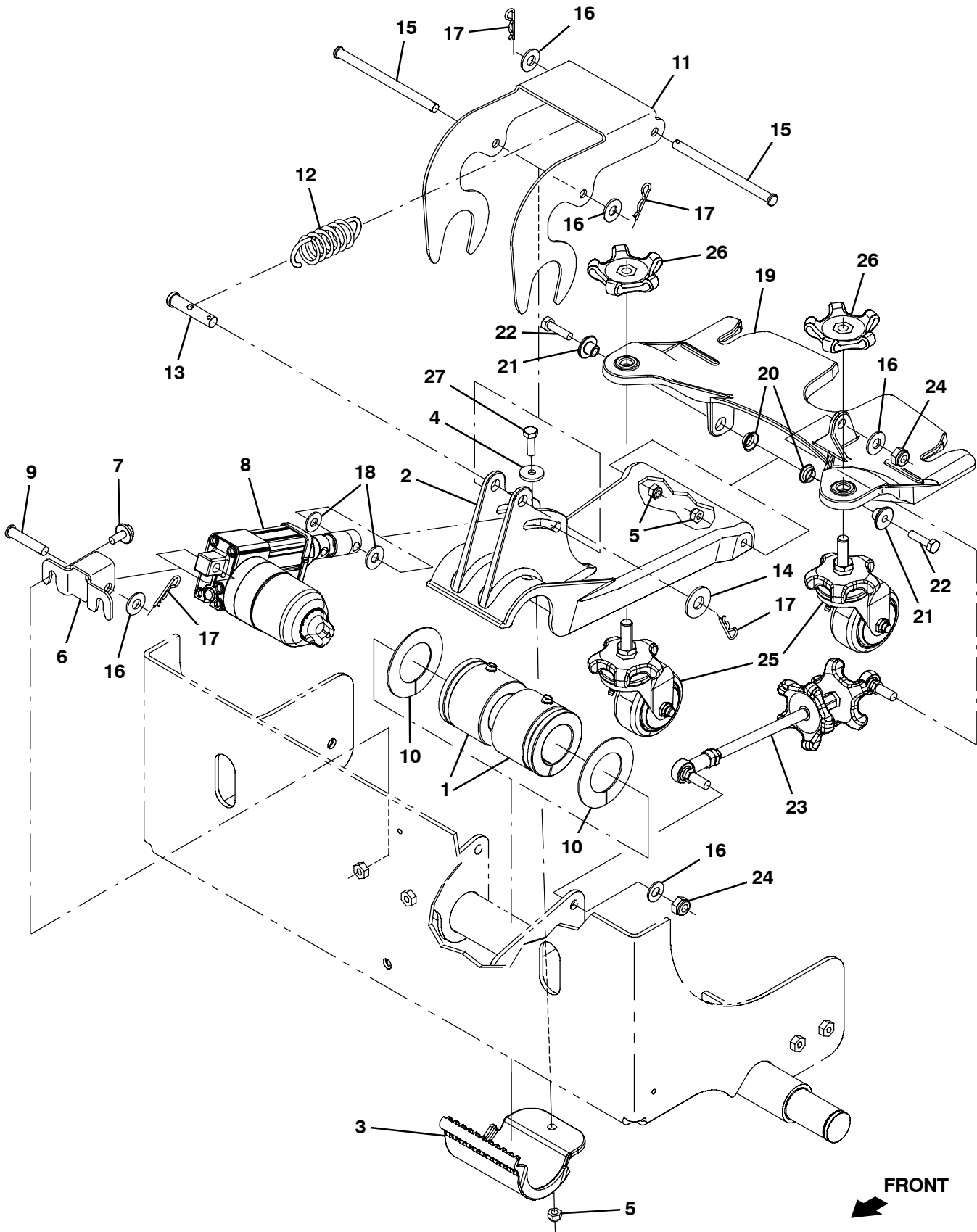


Fig. 20 - Rear Squeegee Lift Group

Ref.	Part No.	Serial Number	Description	Qty.
1	1053815	(000000-) Bushing, Flex, Ure	2
2	1053870	(000000-) Arm, Lift, Sqge	1
3	1053814	(000000-) Clamp, Pivot, Link	1
4	1017218	(000000-) Washer, Flat, 0.32b 1.00d .12, Ss	1
5	08713	(000000-) Nut, Hex, Lock, M8 X 1.25, NI, Ss	3
6	1053784	(000000-) Bracket, Mtg, Actuator	1
7	1020341	(000000-) Screw, Hex, M8 X 1.25 X 20, Ss, Sems	2
8	1053327	(000000-) Actuator, 36vdc, 02.0strk, 0147lb	1
9	94877	(000000-) Pin, Clevis, 10mmd X	1
10	1059969	(000000-) Washer, Thrust, 1.81b 2.93d .06w, Plstc	2
11	1059316	(000000-) Link, Tensioner, Spring	1
12	1059363	(000000-) Spring, Extn, 1.26od 0.18wir 03.4l	1
13	1059498	(000000-) Pin, Clevis, 0.50d X 2.25l	1
14	32493	(000000-) Washer, Flat, 0.50, Std	1
15	1059338	(000000-) Pin, Clevis, 0.37d X 5.25l	2
16	01686	(000000-) Washer, Flat, 0.44b 1.00d .08, Ss	5
17	44906	(000000-) Pin, Cotter, Hair, 0.38d .093 Wir	4
18	1018151	(000000-) Washer, Flat, 0.44b 0.88d .06, Nyl	2
19	1053153	(000000-) Coupling, Sqge	1
20	1054662	(000000-) Bushing, Flng, 0.50b 0.59d 0.25l	2
21	1059990	(000000-) Sleeve, Flng, 0.32b 1.00/0.50d 0.6l, Ss	2
22	09011	(000000-) Screw, Hex, M8 X 1.25 X 30, Ss	2
9008054	9008403	(000000-) Turnbuckle, Replmt, Afmkt [T16]	1
24	08714	(000000-) Nut, Hex, Lock, M10 X 1.5, NI, Ss	2
25	1055515	(000000-) Caster Assy, Swivel	2
26	1055516	(000000-) Knob Assy, Star, 3.21d 5ear M12	2
27	09010	(000000-) Screw, Hex, M8 X 1.25 X 25, Ss	1

Fig. 21 - Rear Squeegee Group

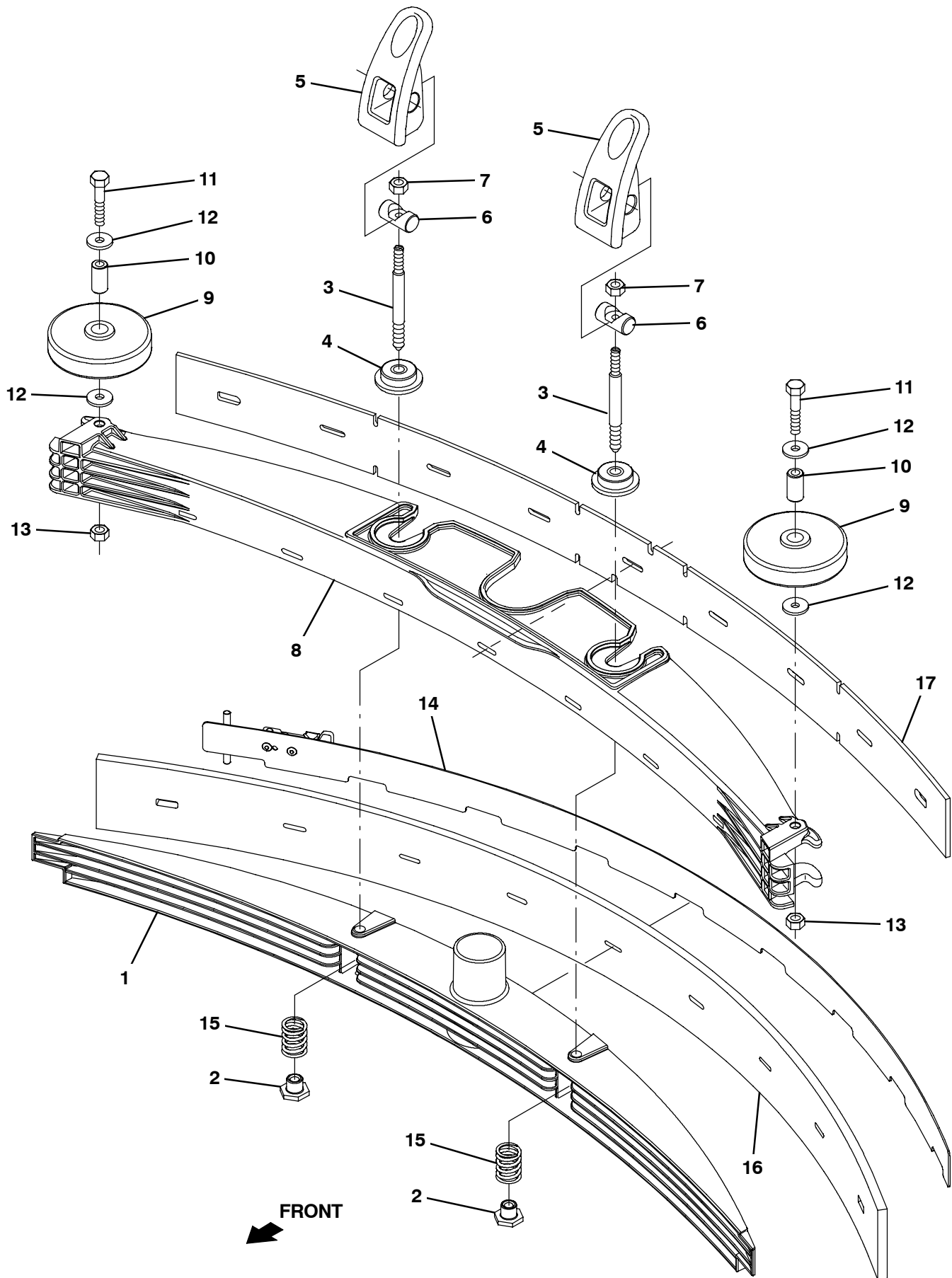
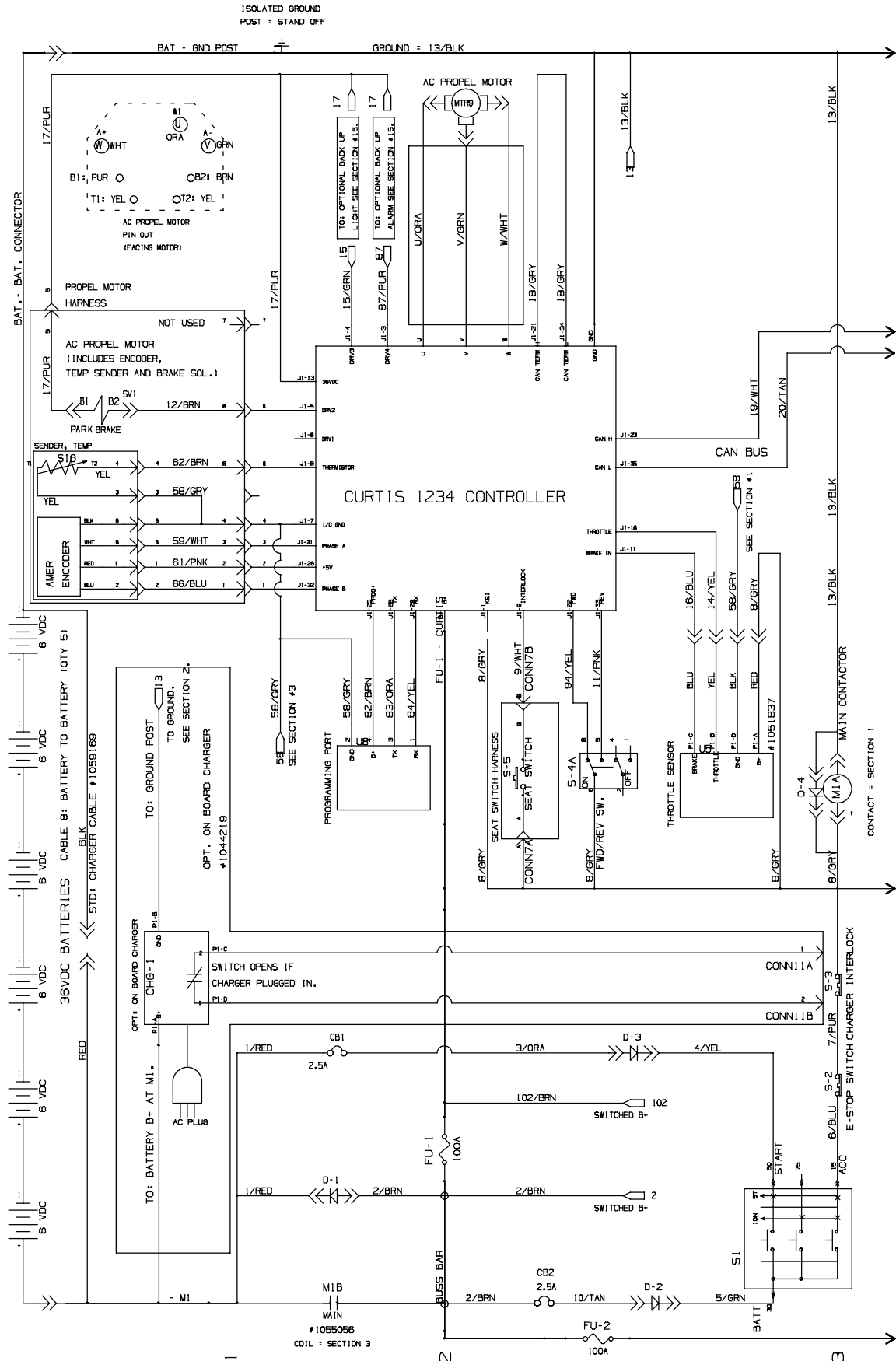


Fig. 21 - Rear Squeegee Group

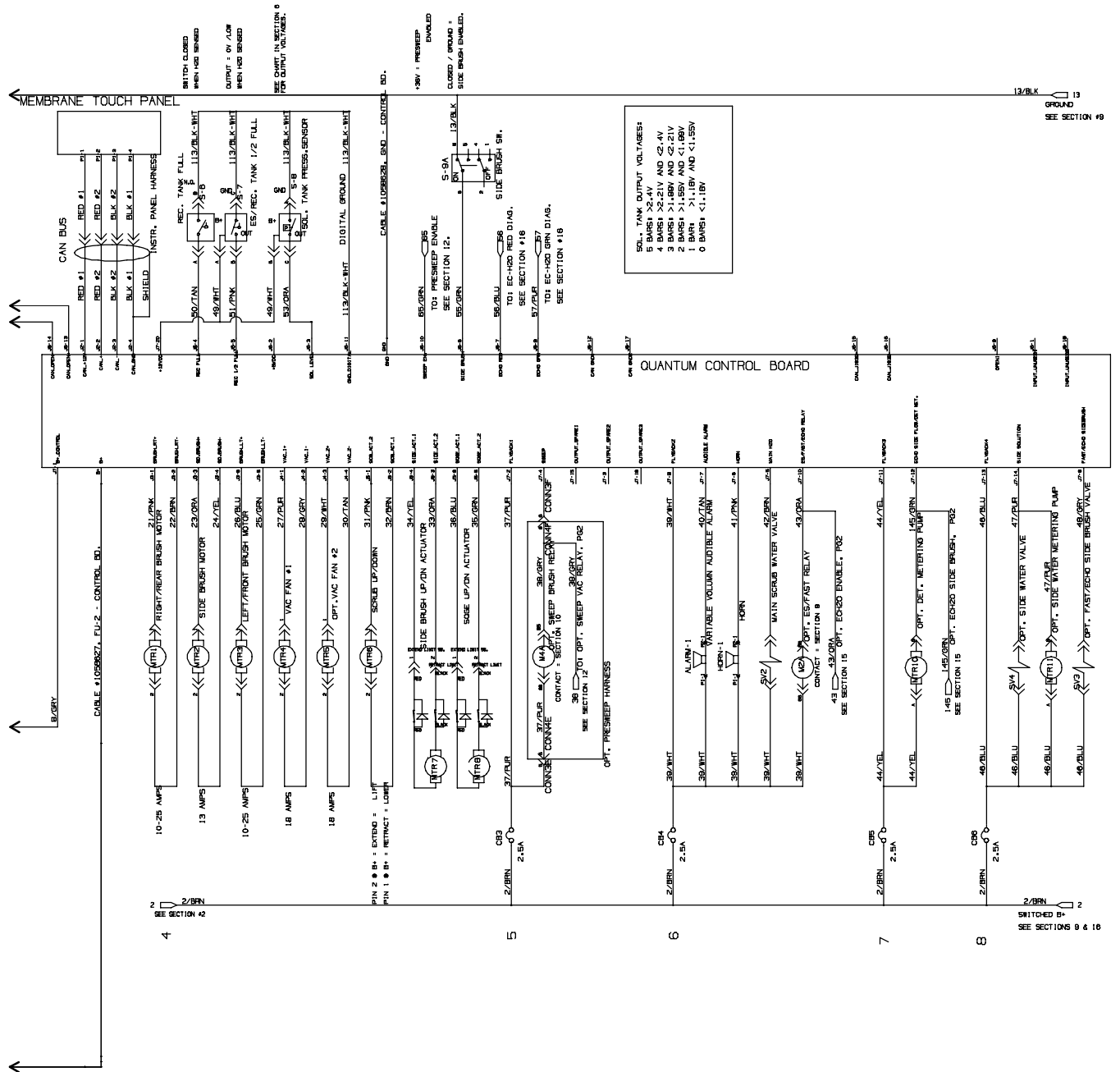
Ref.	Part No.	Serial Number	Description	Qty.
1	1052529	(000000-) Frame, Sqge, Inner	1
2	391345	(000000-) Nut, T, M10 X 1.50 X 0.62od X 0.5l	2
3	1057407	(000000-) Rod, Thrd, 2end, M8x1.25/ M10x1.5 04.7l	2
4	1055506	(000000-) Ring, Mtg, Sqge, .38l	2
5	1052532	(000000-) Grip, Lock	2
6	1055396	(000000-) Pin, 0.63d, 02.0l [W/Cbore, M8 Screw]	2
7	07786	(000000-) Nut, Hex, Std, M8 X 1	2
8	1054000	(000000-) Frame, Sqge, Outer	1
9	363162	(000000-) Wheel, 04.0d 0.89w 0.64b	2
10	363301	(000000-) Sleeve, P/M, 0.34b 0.63d 1.2l, Bnz	2
11	49694	(000000-) Screw, Hex, M8 X 1.25 X 50, Ss	2
12	1017218	(000000-) Washer, Flat, 0.32b 1.00d .12, Ss	4
13	08713	(000000-) Nut, Hex, Lock, M8 X 1.25, NI, Ss	2
14	1051284	(000000-) Clamp Wldt, Retainer, Sqge	1
15	1064770	(000000-) Spring, Cmpr, 0.98od .13wir 01.3l, Ss	2
16	1061198	(000000-) Blade, Sqge, Rear, Ure	1
16	1051283	(000000-) Blade, Sqge, Rear Linatex	1
16	1061199	(000000-) Blade, Sqge, Rear, Gum	1
17	1061200	(000000-) Blade, Sqge, Front, 43.19l, Ure	1
17	1056453	(000000-) Blade, Sqge, Front, 43.19l [Linard]	1
17	1061201	(000000-) Blade, Sqge, Front, 43.19l, Gum	1

Fig. 22 - Electrical Schematic (1 of 4)



356166 - 1066391

Fig. 22 - Electrical Schematic (2 of 4)



356166 - 1066391

Fig. 22 - Electrical Schematic (3 of 4)

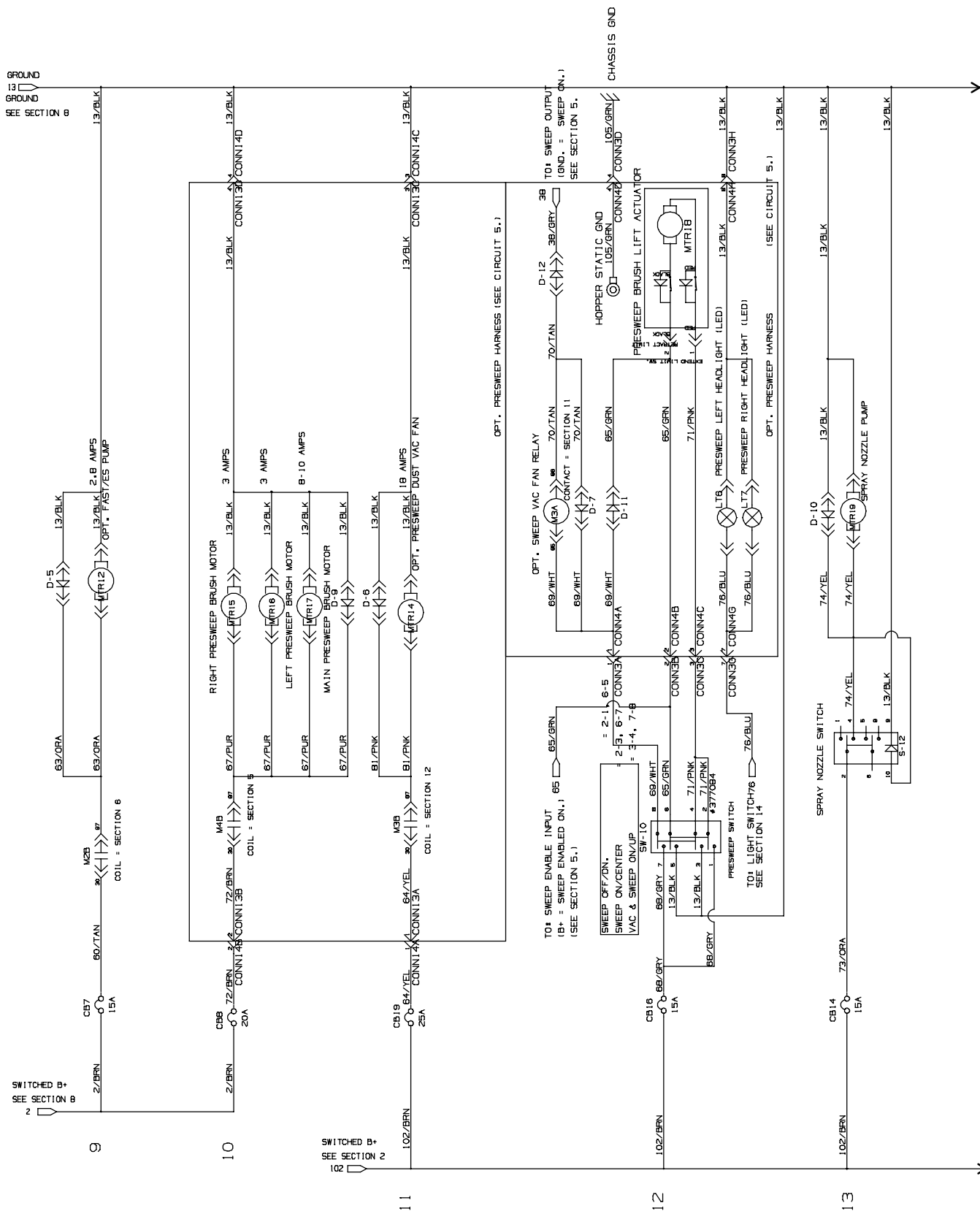


Fig. 22 - Electrical Schematic (4 of 4)

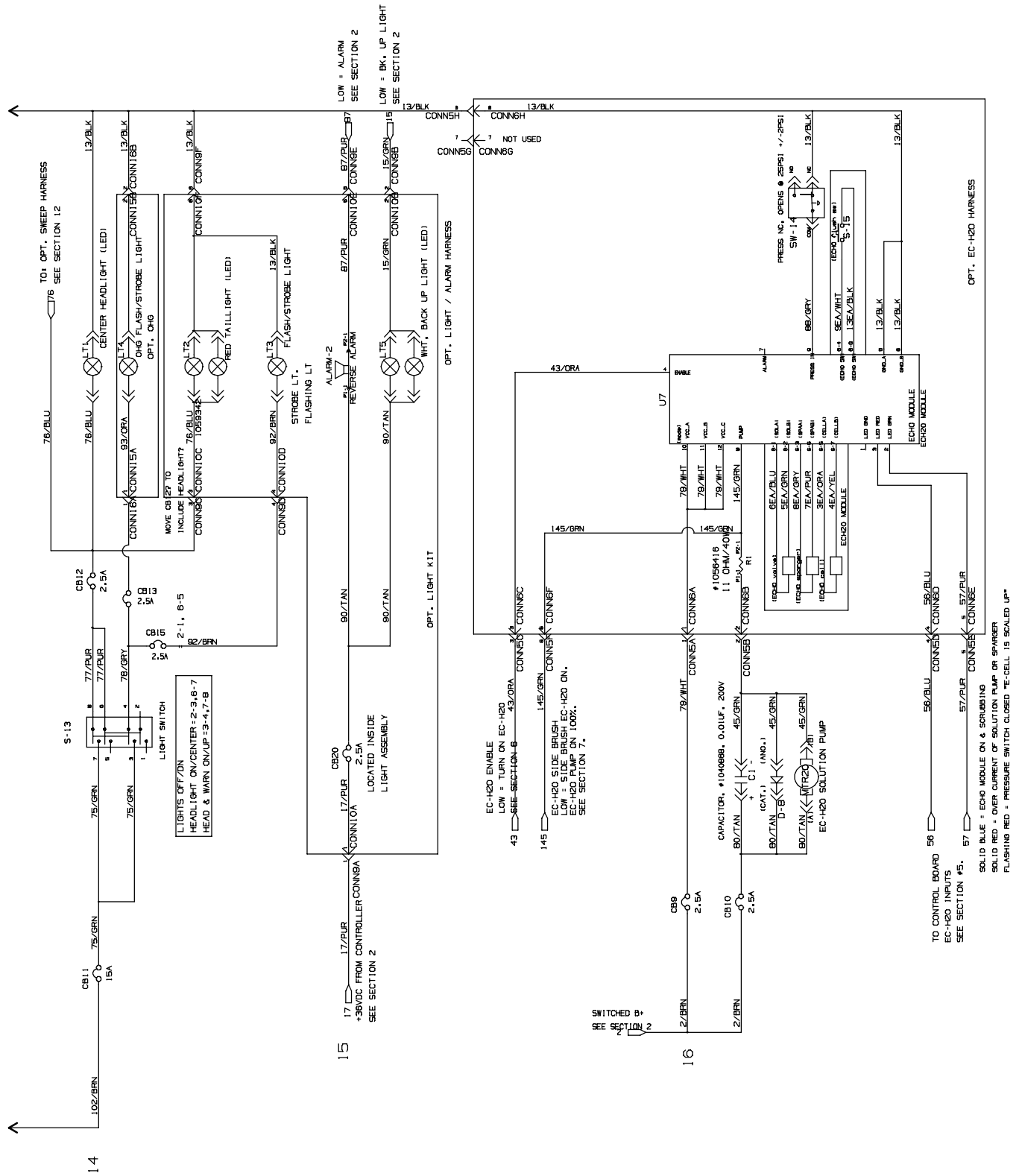


Fig. 23 - Wire Harnesses Group

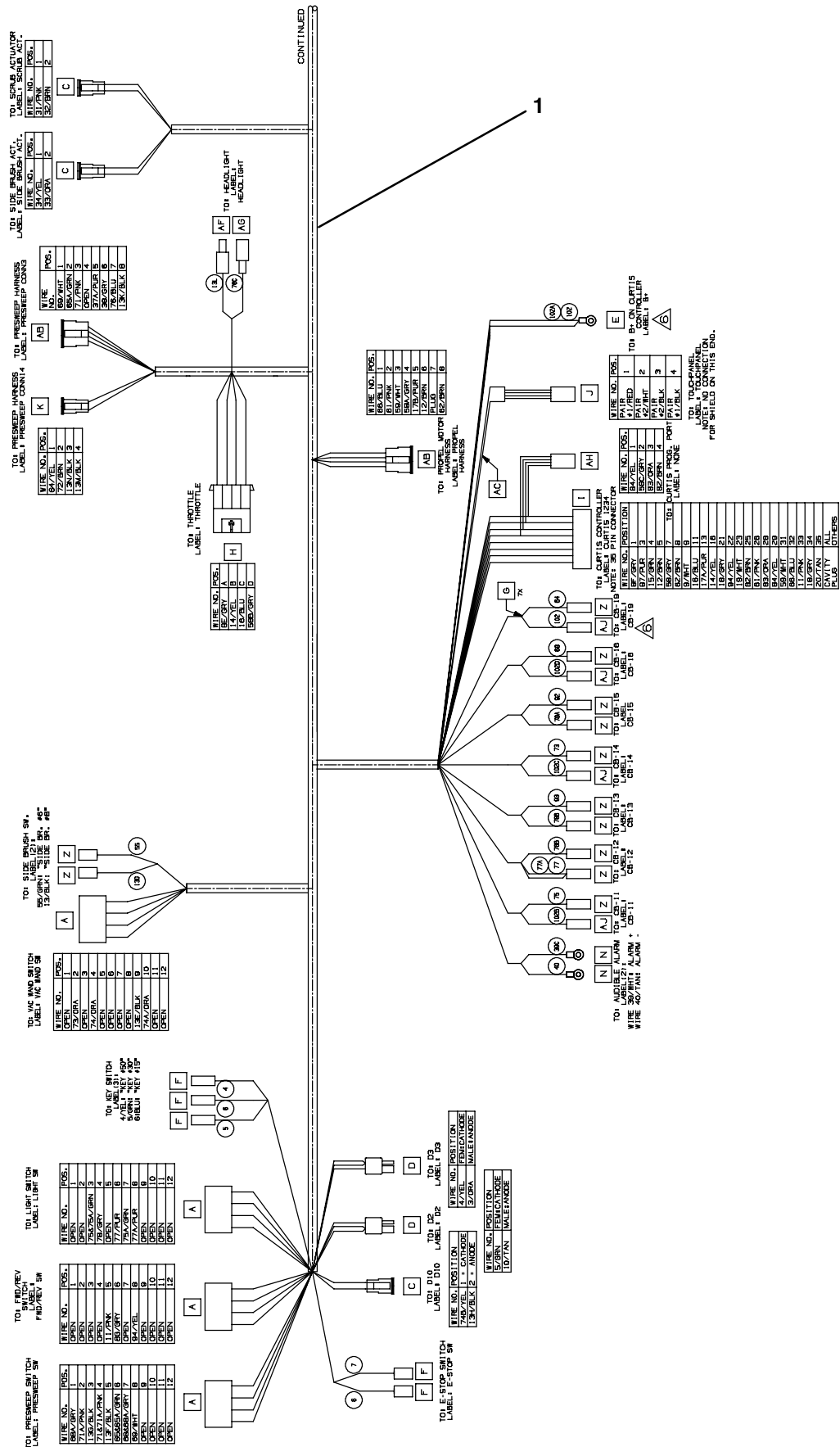


Fig. 23 - Wire Harnesses Group

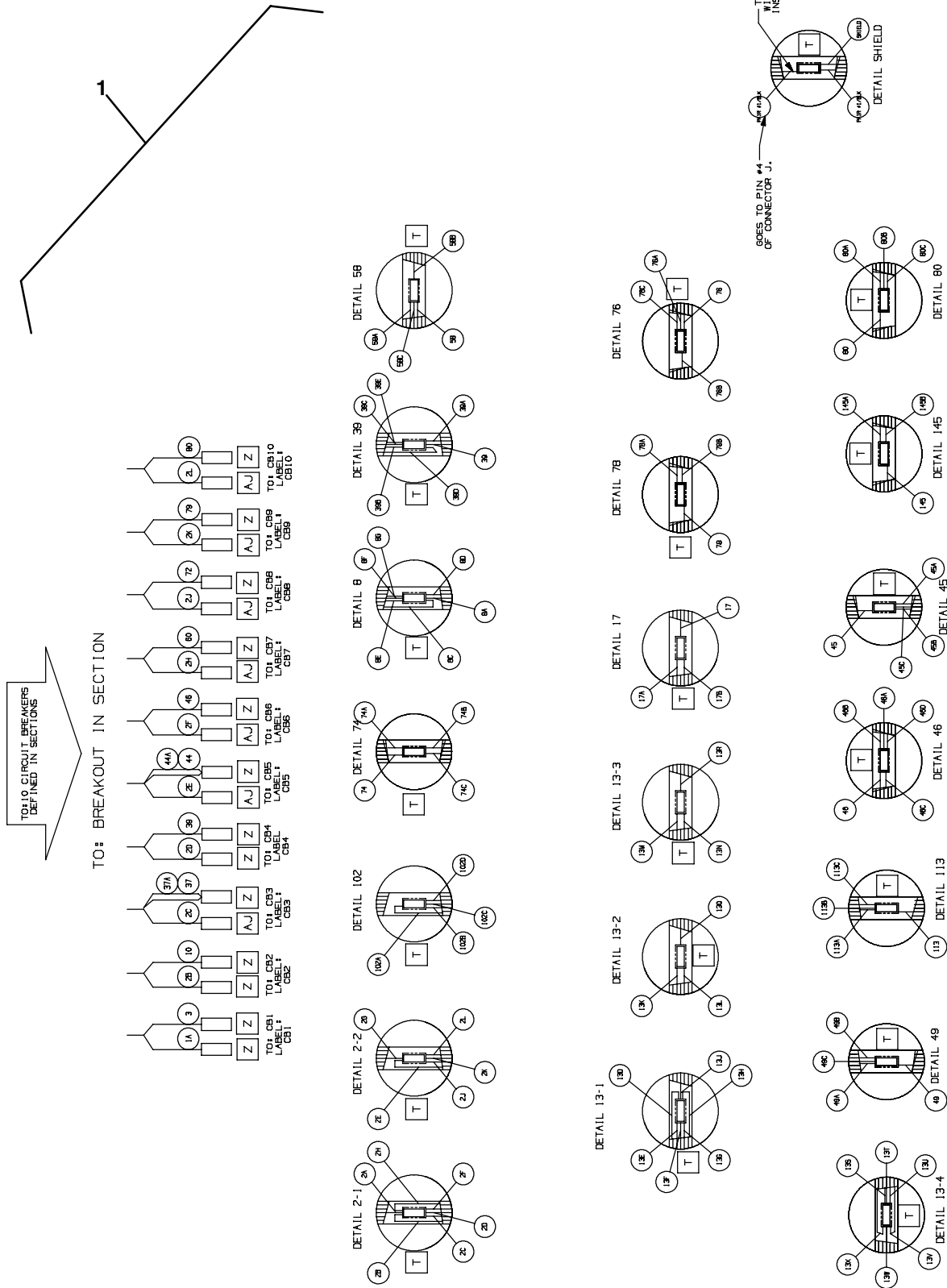


Fig. 23 - Wire Harnesses Group

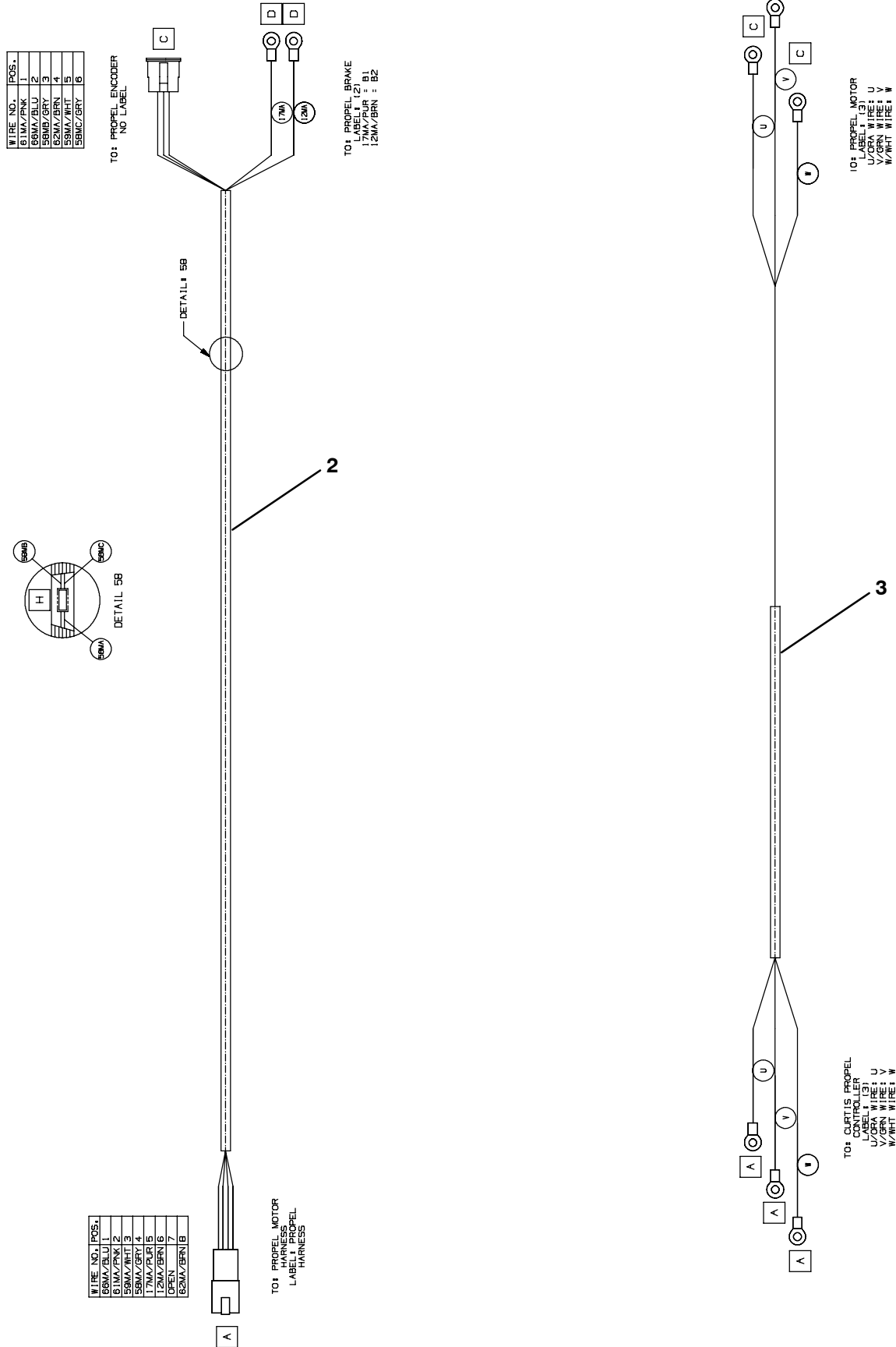
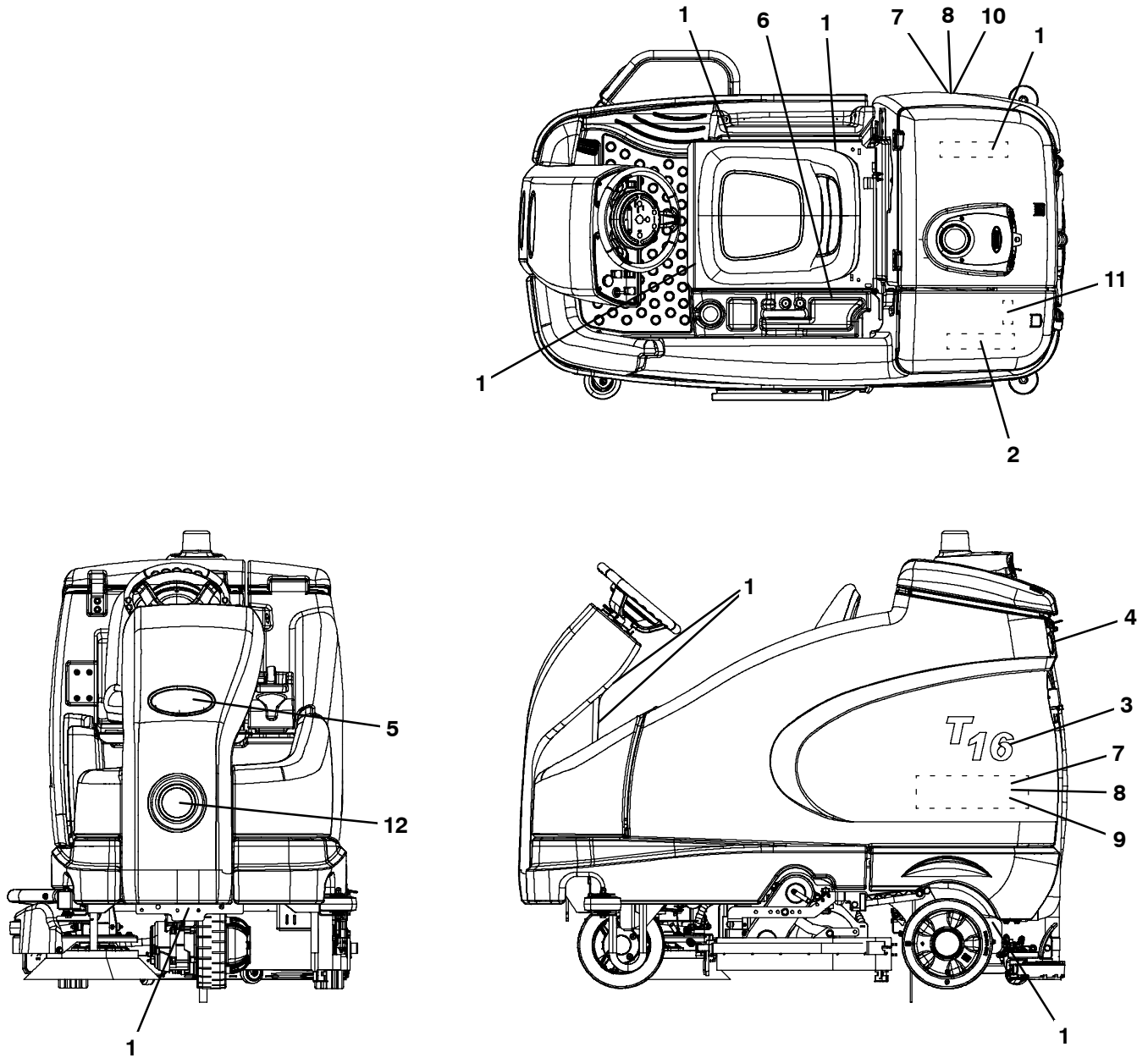


Fig. 23 - Wire Harnesses Group

Ref.	Part No.	Serial Number	Description	Qty.
1	1056981	(000000-) Harness, Main, Ele [T16]	1
2	1057792	(000000-) Harness, Wire, Propel Motor [T16]	1
3	1058643	(000000-) Harness, Cable, Propel Motor [T16]	1

Fig. 24 - Label Group



356197

Ref.	Part No.	Serial Number	Description	Qty.
1	1062273	(000000-) Label set, info/Hzd [T16]	1
2	1050910	(000000-) Label, Hzrd, Flammable Matl, Na	1
3	1061739	(000000-) Label, Logo [T16]	2
4	1056578	(000000-) Label, Logo, 05.8l White / TI [Tennant]	1
5	1056569	(000000-) Label, Logo, 08.0l White / TI [Tennant]	1
6	1061560	(000000-) Label, Logo, 05.8l White / Hg [Tennant]	1
7	1062815	(000000-) Label, Logo, 04.4l White / TI [Es]	2
8	1062814	(000000-) Label, Logo, 06.1l White / TI [Fast]	2
9	1064439	(000000-) Label, Logo, 14.9l 4color [Ec-H2o]	1
10	1062813	(000000-) Label, Logo, 12.3l 4color [Ec-H2o]	1
11	1050003	(000000-) Label [User, Attention, Ec-H2o]	1
12	1061532	(000000-) Label, Model [T16]	1

SECTION 3

Contents	Page
Fig. 1 - Strobe Light and Backup Alarm Kit	3-2
Fig. 2 - Strobe Light Kit, Overhead Guard	3-4
Fig. 3 - Headlight Kit	3-6
Fig. 4 - Overhead Guard Kit	3-8
Fig. 5 - Front Bumper Kit	3-10
Fig. 6 - Squeegee Guard Kit	3-12
Fig. 7 - ec-H2O Solution Pump Group	3-14
Fig. 8 - ec-H2O Solution Supply Group, Side Brush	3-16
Fig. 9 - ec-H2O Electrical Group	3-18
Fig. 10 - ec-H2O Wire Harness Group	3-19
Fig. 11 - FaST Pump Group	3-20
Fig. 12 - FaST Solution Supply Group, Side Brush	3-22
Fig. 13 - FaST Electrical Group	3-24
Fig. 14 - ES Pump Group	3-26
Fig. 15 - ES Tank Group	3-28
Fig. 16 - ES Electrical Group	3-30
Fig. 17 - Vacuum Fan Kit, Dual	3-32
Fig. 18 - Spray Hose Kit	3-34
Fig. 19 - Vacuum Wand Kit	3-36
Fig. 20 - Pre-Sweep Hopper Cover Group	3-38
Fig. 21 - Pre-Sweep Hopper and Vacuum Fan Group	3-40
Fig. 22 - Pre-Sweep Brush Drive Group	3-42
Fig. 23 - Pre-Sweep Brush Idler Group	3-44
Fig. 24 - Pre-Sweep Side Brush Group	3-46
Fig. 25 - Pre-Sweep Brush Lift Group	3-48
Fig. 26 - Pre-Sweep Electrical Group	3-50
Fig. 27 - Pre-Sweep Wire Harnesses Group	3-52
Fig. 28 - Side Brush Lift Group	3-54
Fig. 29 - Side Brush Motor and Squeegee Group	3-56
Fig. 30 - Side Brush Pivot Group	3-58
Fig. 31 - Side Brush Dust Control Group	3-60
Fig. 32 - Side Brush Bumper Group	3-62
Fig. 33 - Side Brush Electrical Group	3-64
Fig. 34 - Deluxe Seat Kit	3-66
Fig. 35 - Seat Belt Kit	3-68
Fig. 36 - Fire Extinguisher Kit	3-69
Fig. 37 - Transport Group	3-70
Fig. 38 - Battery Group, 360AH	3-71
Fig. 39 - Battery Charger Group	3-72
Fig. 40 - Battery Charger Group (Rollout Battery)	3-73
Fig. 41 - Battery Charger Group, International Only	3-74
Fig. 42 - Battery Charger Group, International Only (Rollout Battery)	3-75
Fig. 43 - Onboard Charger Group	3-76
Fig. 44 - Rollout Battery Seat Support Group	3-78
Fig. 45 - Rollout Battery Case Group	3-80
Fig. 46 - Rollout Battery Cart Group	3-82
Fig. 47 - Battery Water Manifold Kit	3-84
Fig. 48 - Documentation Group	3-85

Fig. 1 - Strobe Light and Backup Alarm Kit

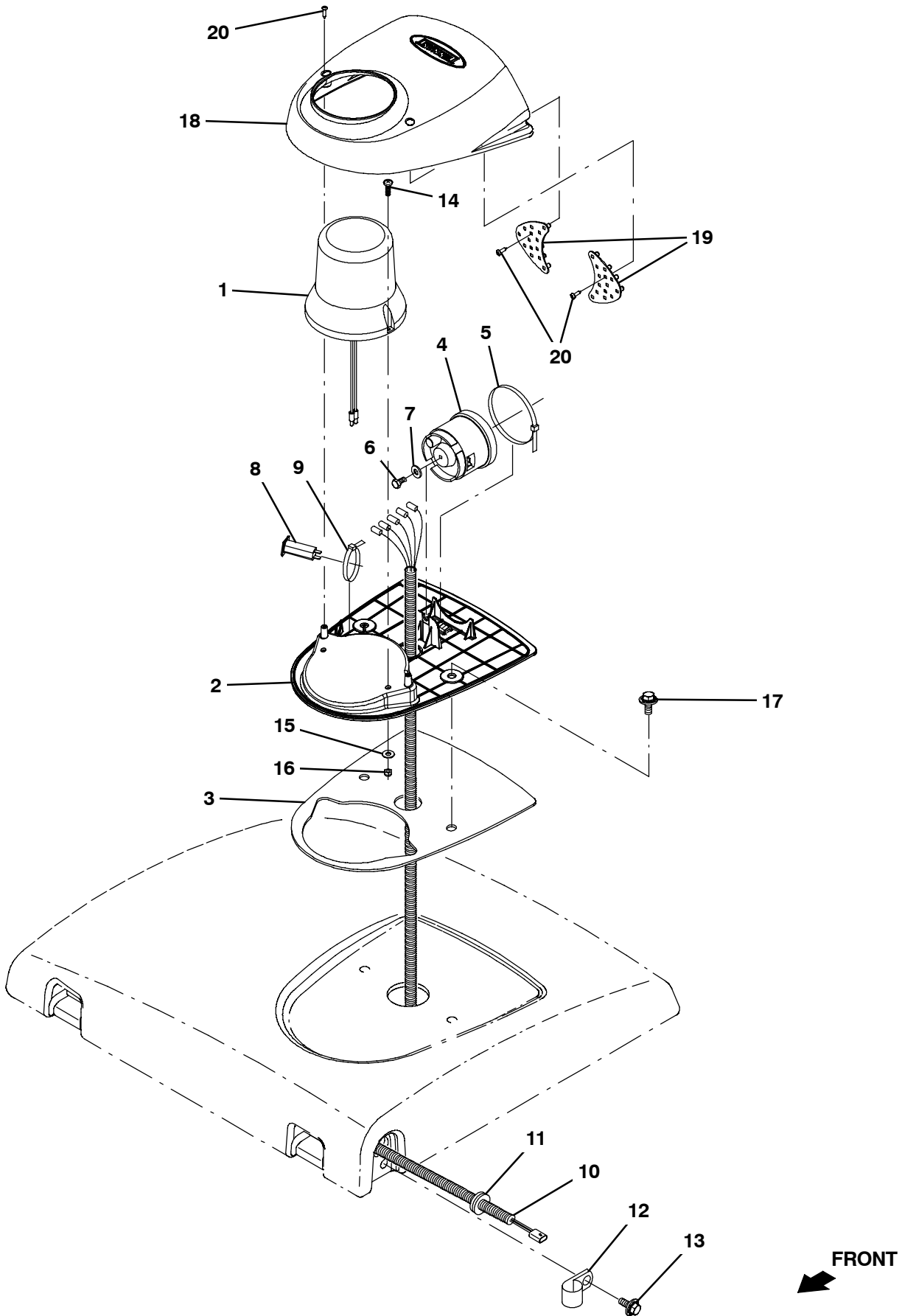


Fig. 1 - Strobe Light and Backup Alarm Kit

Ref.	Part No.	Serial Number	Description	Qty.
▽	9008139	(000000-) Light Kit, Strobe, Ci [T16]	1
▲▽	1 83159	(000000-) Light, Strobe, Amb, 12-48vdc, Rwk	1
▲▲	9000845	(000000-) Lamp, Bulb, Strobe	1
▲▲	9000879	(000000-) Lens, Amb, F/ Revl / Flasher	1
▲	2 1059938	(000000-) Base, Module, Light	1
▲	3 1063263	(000000-) Gasket, Base, Module	1
▲	4 1058694	(000000-) Alarm, Backup, 12-48vdc, Adj	1
▲	5 49263	(000000-) Tie, Cable, Nyl, 11.4l .19w 3.0 Max D	1
▲	6 19315	(000000-) Screw, Hex, .25-20 X 0.50, G5	1
▲	7 32483	(000000-) Washer, Flat, 0.25, Sae	1
▲	8 1064184	(000000-) Circuitbreaker, 02.5a, Resetable	1
▲	9 49266	(000000-) Tie, Cable, Nyl, 07.3l .19w 1.8 Max D	1
▲	10 1056979	(000000-) Harness, Wire, Alarm / Light [T16]	1
▲	11 10632-18	(000000-) Grommet, Rbr, 0.69ID, F/1.0H, .25 Matl	1
▲	12 82829	(000000-) Clamp, Cable, Stl, 0.63d X 0.75w, 1hole	1
▲	13 1020341	(000000-) Screw, Hex, M8 X 1.25 X 20, Ss, Sems	1
▲	14 06933	(000000-) Screw, Pan, Phl, M5 X 0.80 X 16, 4.8	2
▲	15 19066	(000000-) Washer, Flat, 0.25b 0.56d .05, Pl, 10	2
▲	16 06549	(000000-) Nut, Hex, Lock, M5 X 0.80, NI	2
▲	17 1020341	(000000-) Screw, Hex, M8 X 1.25 X 20, Ss, Sems	2
▲	18 1062106	(000000-) Cover, Module, Light	1
▲	19 1059342	(000000-) Light Assy, Led	1
▲	20 222267	(000000-) Screw, Pan, Phl, 06-20 X 0.50, Fmg/Ab	6
	1027798	(000000-) Lens, Red, F/ Revl / Flasher	1
	1027800	(000000-) Lens, Blu, F/ Revl / Flasher	1
	377084	(000000-) Switch, Rocker, Prgsv	1

Fig. 2 - Strobe Light Kit, Overhead Guard

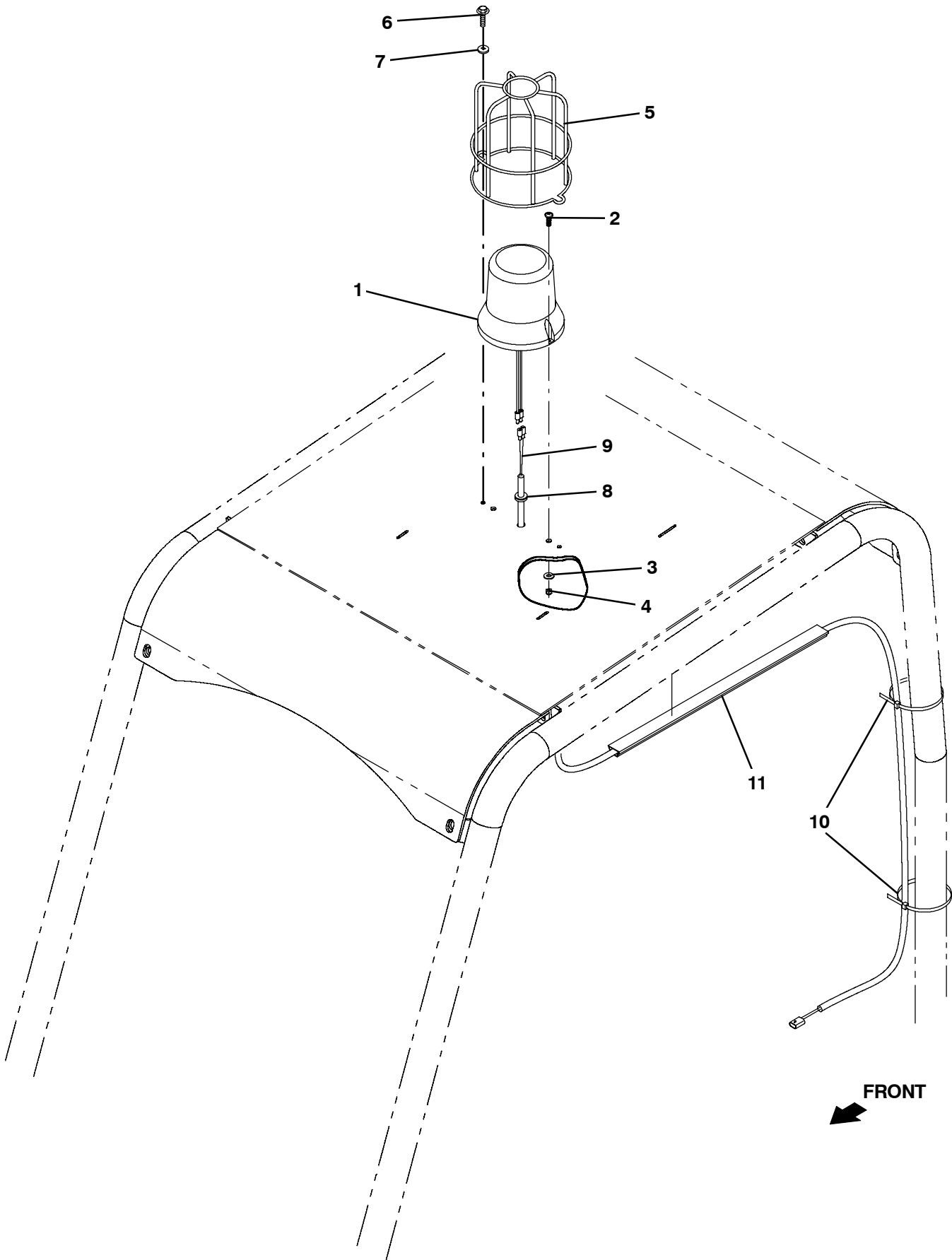


Fig. 2 - Strobe Light Kit, Overhead Guard

Ref.	Part No.	Serial Number	Description	Qty.
▽	9008135	(000000-) Light Kit, Strobe, Ohg, Ci [T16]	1
▲▽	1 83159	(000000-) Light, Strobe, Amb, 12-48vdc, Rwk	1
▲▲	9000845	(000000-) Lamp, Bulb, Strobe	1
▲▲	9000879	(000000-) Lens, Amb, F/ Revl / Flasher	1
▲	2 09244	(000000-) Screw, Hex, M5 X 0.80 X 16, 8.8	2
▲	3 19066	(000000-) Washer, Flat, 0.25b 0.56d .05, Pl, 10	2
▲	4 06549	(000000-) Nut, Hex, Lock, M5 X 0.80, NI	2
▲	5 1039392	(000000-) Guard, Light, Revl / Strobe	1
▲	6 74455	(000000-) Screw, Hex, M6 X 1.00 X 12, Fmg	2
▲	7 32490	(000000-) Washer, Flat, 0.25, Std	2
▲	8 10632-2	(000000-) Grommet, Rbr, 0.62id, F/0.9h, .12 Matl	1
▲	9 1058141	(000000-) Harness, Wire, Light, Ohg [T16]	1
▲	10 130773	(000000-) Tie, Cable, Nyl, 11.0l, .14w, 3.0 Max. D	2
▲	11 1027395	(000000-) Duct, Vyl, 0.40 X 0.75 .25d Max 48.0l	2
	1027798	(000000-) Lens, Red, F/ Revl / Flasher	1
	1027800	(000000-) Lens, Blu, F/ Revl / Flasher	1
	377084	(000000-) Switch, Rocker, Prgsv	1

Fig. 3 - Headlight Kit

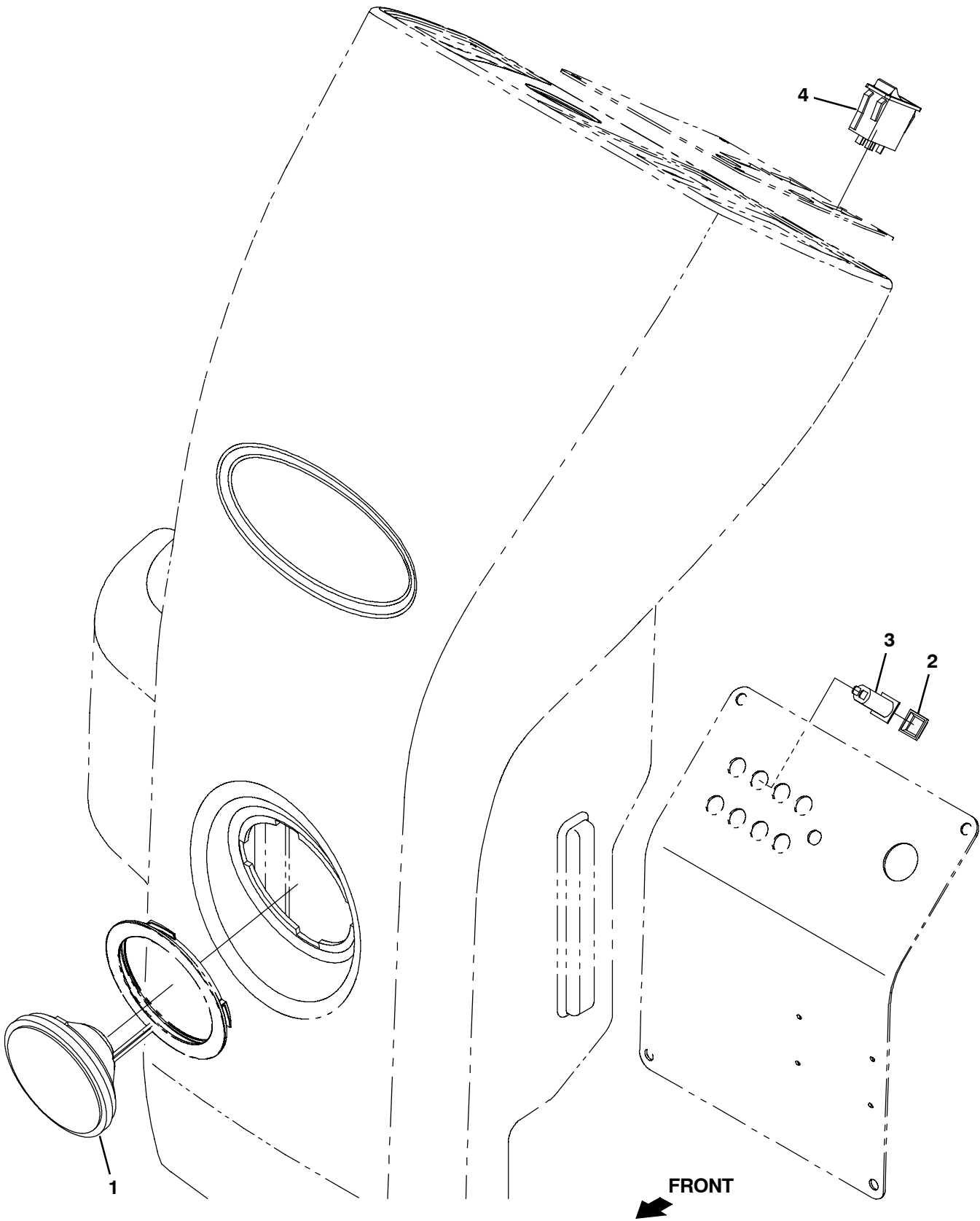


Fig. 3 - Headlight Kit

	Ref.	Part No.	Serial Number	Description	Qty.
▽		9008069	(000000-) Light Kit, Front, Ci [T16]	1
▲	1	1048096	(000000-) Headlight, 36vdc, Led, UI	1
▲	2	1064191	(000000-) Boot, Circuitbreaker	1
▲	3	1064184	(000000-) Circuitbreaker, 02.5a, Resetable	1
▲	4	377084	(000000-) Switch, Rocker, Prgrsv	1

Fig. 4 - Overhead Guard Kit

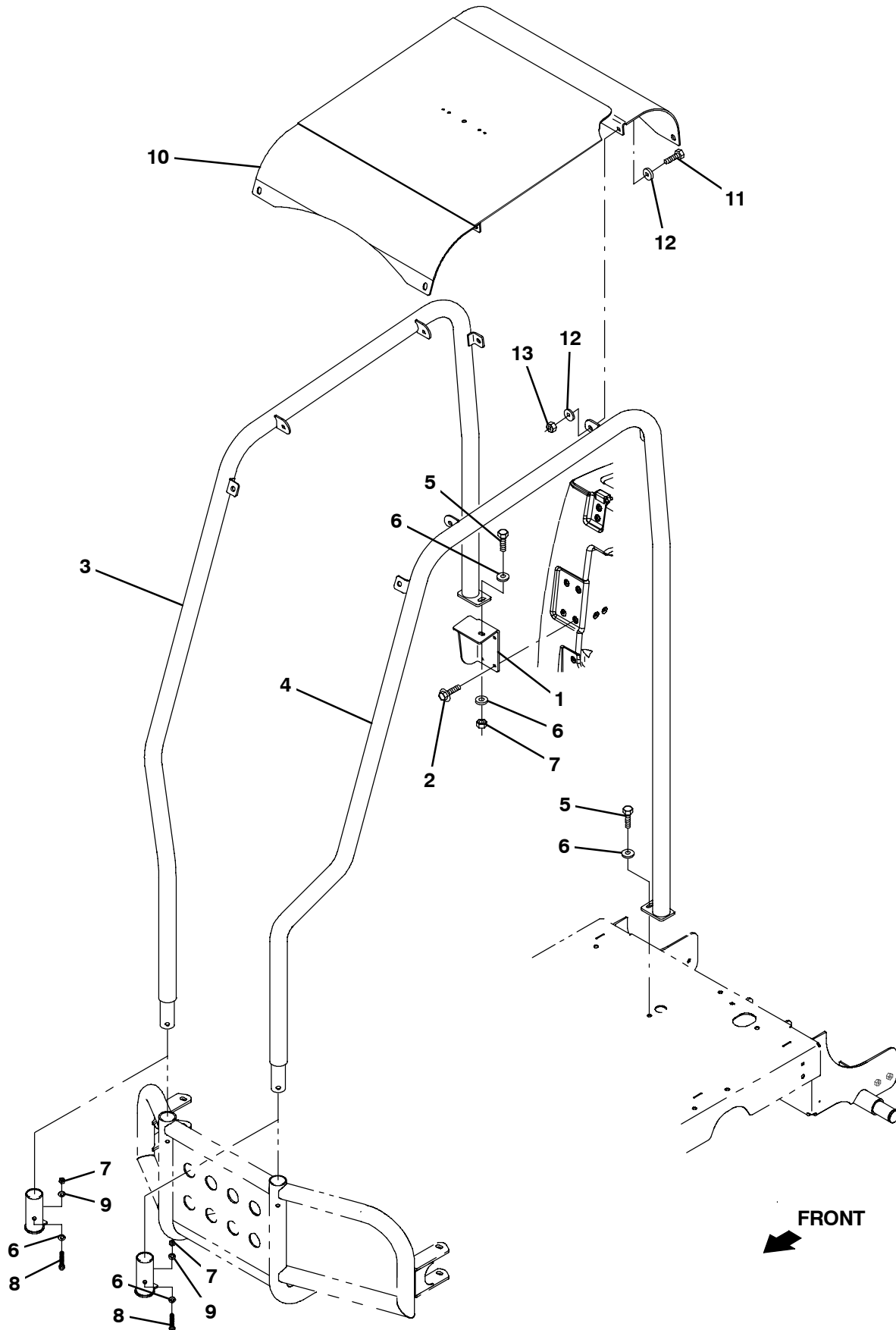


Fig. 4 - Overhead Guard Kit

	Ref.	Part No.	Serial Number	Description	Qty.
▽		9008019	(000000-) Ohg Kit, Ci W/ Hd Bmpr Or Pre-Sweep	1
▲	1	1054893	(000000-) Bracket, Mtg, Ohg	1
▲	2	1020341	(000000-) Screw, Hex, M8 X 1.25 X 20, Ss, Sems	4
▲	3	1054547	(000000-) Tube Wldt, Ohg	1
▲	4	1054579	(000000-) Tube Wldt, Ohg	1
▲	5	39277	(000000-) Screw, Hex, M8 X 1.25 X 25, 8.8	2
▲	6	32491	(000000-) Washer, Flat, 0.31, Std	5
▲	7	08709	(000000-) Nut, Hex, Lock, M8 X 1.25, NI	3
▲	8	09294	(000000-) Screw, Soc, M8 X 1.25 X 60, 12.9	2
▲	9	360352	(000000-) Tube, 0.34id 0.62od 00.2l, Stl	2
▲	10	1054709	(000000-) Guard Wldt, Ohg, Top	1
▲	11	03192	(000000-) Screw, Hex, M10 X 1.50 X 30, 8.8	8
▲	12	32492	(000000-) Washer, Flat, 0.38, Std	16
▲	13	41430	(000000-) Nut, Hex, Lock, M10 X 1.5, NI	8

Fig. 5 - Front Bumper Kit

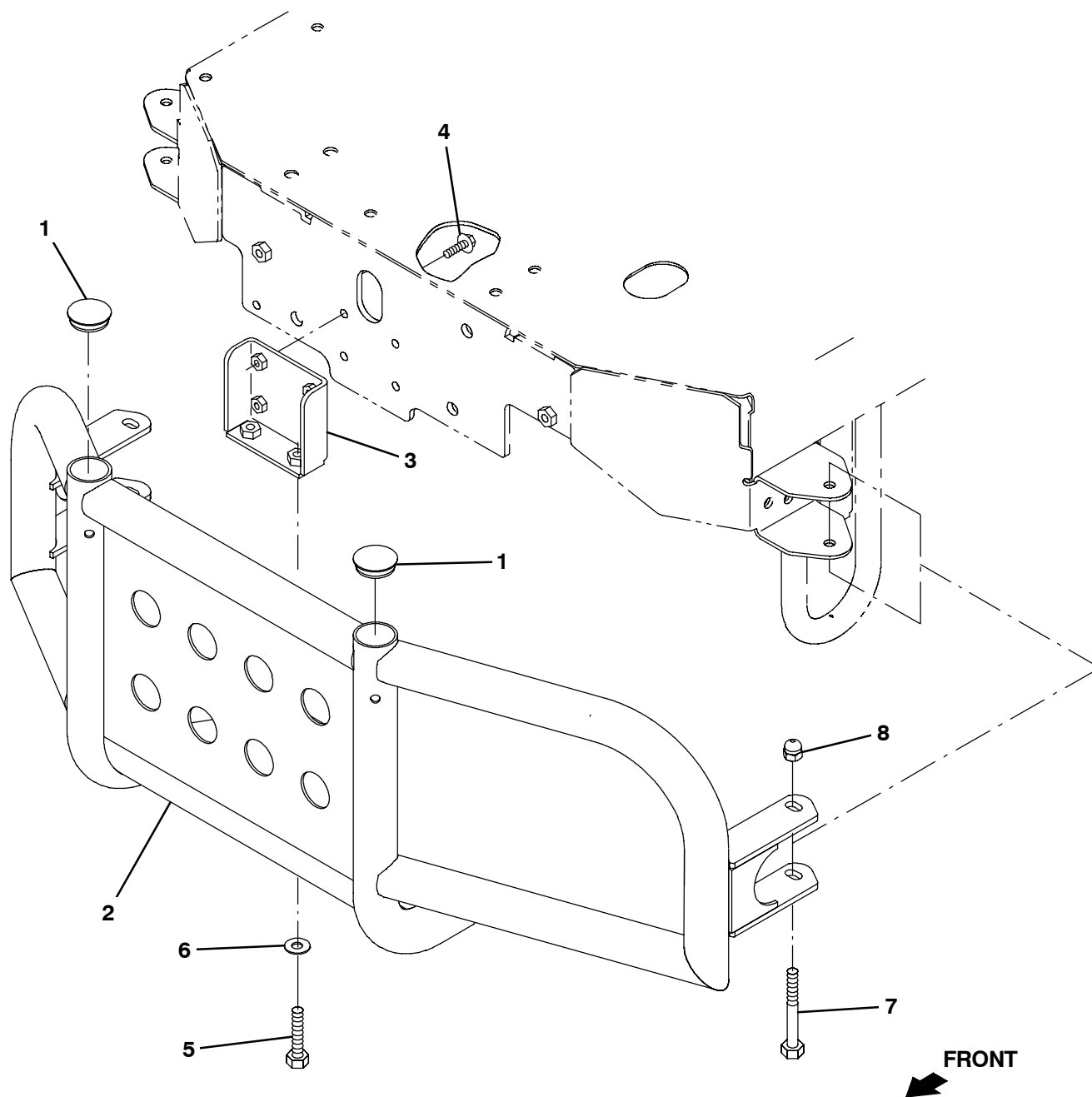


Fig. 5 - Front Bumper Kit

	Ref.	Part No.	Serial Number	Description	Qty.
▽		9008061	(000000-) Bumper Kit, Front, Ci [T16]	1
▲	1	1058397	(000000-) Plug, Hole, Rnd, 1.50h Blind, Blk Nyl	2
▲	2	1054499	(000000-) Bumper Wldt, Tube	1
▲	3	1058867	(000000-) Angle, Mtg, Bmpr	1
▲	4	1037354	(000000-) Screw, Hex, M8 X 1.25 X 30, 9.8, Sems	4
▲	5	09028	(000000-) Screw, Hex, M10 X 1.50 X 25, Ss	2
▲	6	01686	(000000-) Washer, Flat, 0.44b 1.00d .08, Ss	2
▲	7	34877	(000000-) Screw, Hex, M10 X 1.50 X 100, 8.8	2
▲	8	1057772	(000000-) Nut, Low Crown , M10 X 1.5, Blk	2

Fig. 6 - Squeegee Guard Kit

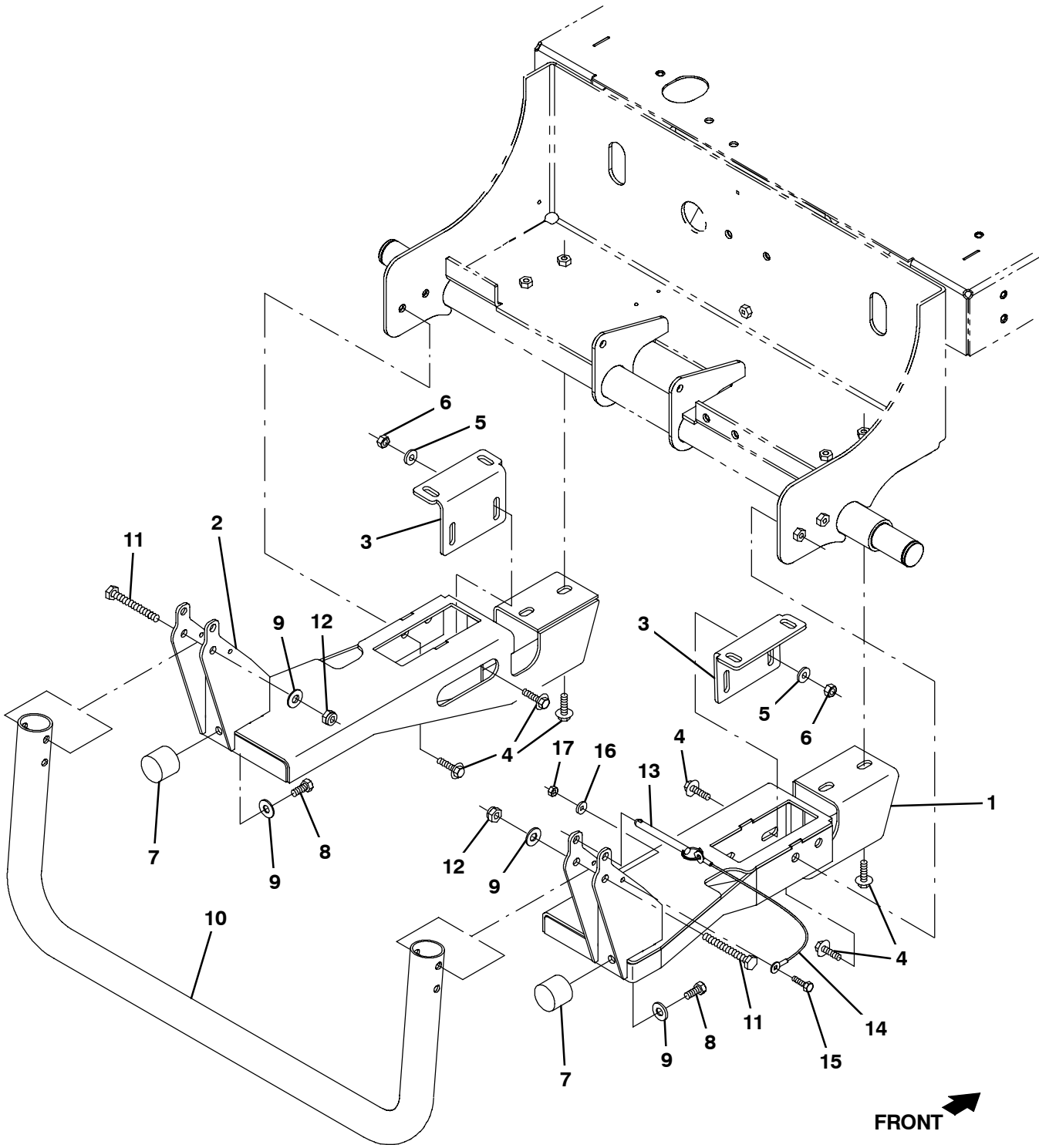


Fig. 6 - Squeegee Guard Kit

	Ref.	Part No.	Serial Number	Description	Qty.
▽		9008067	(000000-) Guard Kit, Sqge, Ci [T16]	1
▲	1	1055312	(000000-) Channel Wldt, Bmpr, Rh	1
▲	2	1055390	(000000-) Channel Wldt, Bmpr, Lh	1
▲	3	1055367	(000000-) Bracket, Mtg, Tank	2
▲	4	1020341	(000000-) Screw, Hex, M8 X 1.25 X 20, Ss, Sems	12
▲	5	01685	(000000-) Washer, Flat, 0.38b 0.88d .08, Ss	4
▲	6	08713	(000000-) Nut, Hex, Lock, M8 X 1.25, NI, Ss	4
▲	7	1024977	(000000-) Bumper, Ure, 1.50d 1.25l	2
▲	8	21196	(000000-) Screw, Hex, .38-16 X 0.88, G5	2
▲	9	32492	(000000-) Washer, Flat, 0.38, Std	4
▲	10	1055320	(000000-) Tube, Guard	1
▲	11	06965	(000000-) Screw, Hex, M10 X 1.50 X 80, 8.8	2
▲	12	41430	(000000-) Nut, Hex, Lock, M10 X 1.5, NI	2
▲	13	369359	(000000-) Pin, Hitch, .375d X 3.12l, PI	1
▲	14	57702	(000000-) Cable, Glv .06d 012.0l .26eye /.26eye	1
▲	15	09252	(000000-) Screw, Hex, M5 X 0.80 X 20, 8.8	1
▲	16	01683	(000000-) Washer, Flat, 10, Ss	1
▲	17	09739	(000000-) Nut, Hex, Lock, M5 X 0.80, NI, Ss	1

Fig. 7 - ec-H2O Solution Pump Group

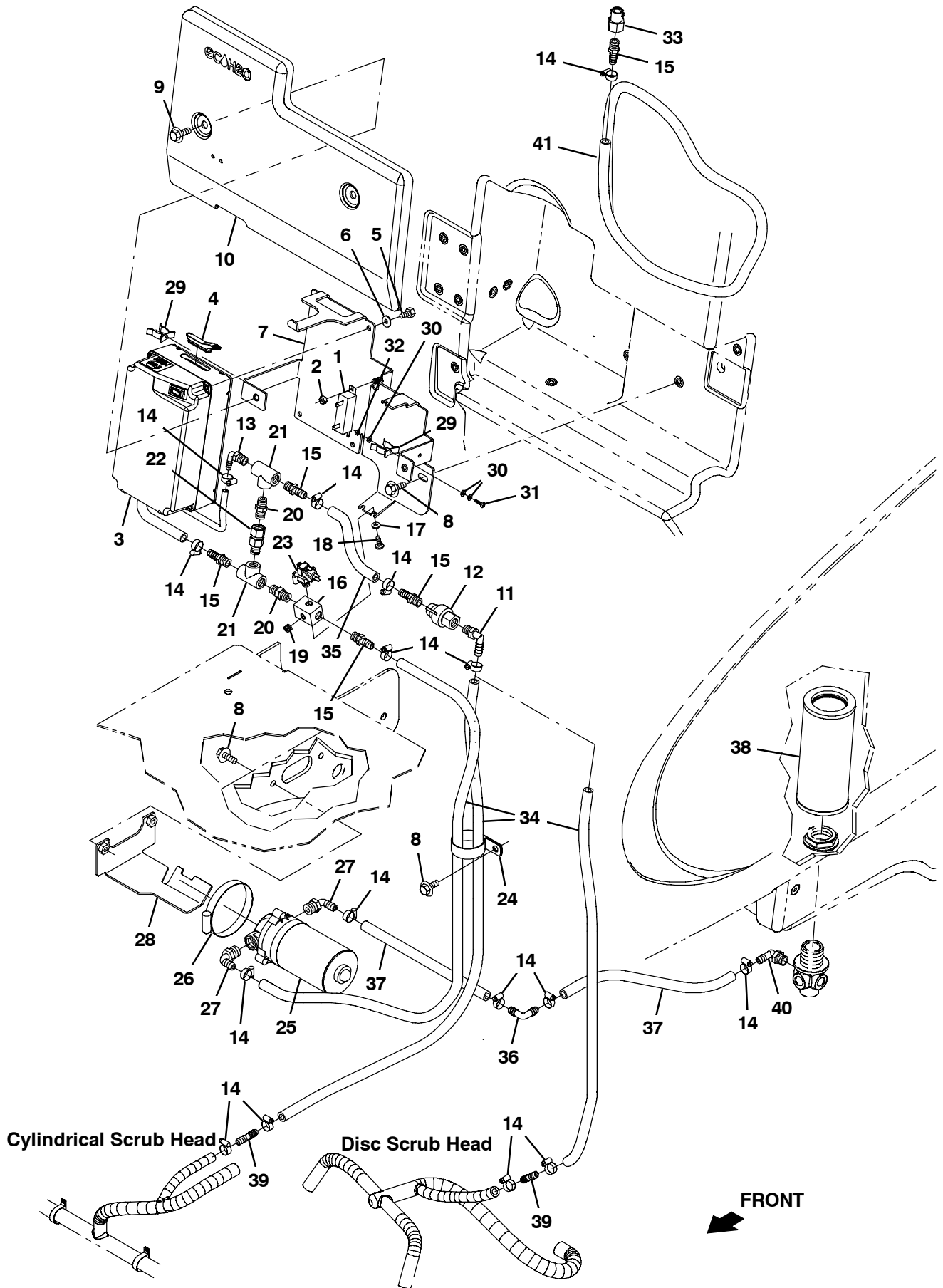


Fig. 7 - ec-H2O Solution Pump Group

Ref.	Part No.	Serial Number	Description	Qty.
1	1056416	(000000-) Resistor, 011.00ohm, 0040watt [5%]	1
2	09739	(000000-) Nut, Hex, Lock, M5 X 0.80, NI, Ss	2
3	9006270	(000000-) Module Kit, Replmt [Ec-H2o] (See Breakdowns)	1
4	1054776	(000000-) Grommet, Blind	1
5	15678	(000000-) Screw, Hex, M6 X 1.00 X 16, Ss	4
6	01684	(000000-) Washer, Flat, 0.27b 0.69d .05, Ss	4
7	1053336	(000000-) Bracket, Mtg [Quantum Ec-H2o]	1
8	1020341	(000000-) Screw, Hex, M8 X 1.25 X 20, Ss, Sems	5
9	1037346	(000000-) Screw, Hex, M8 X 1.25 X 25, 9.8, Sems	2
10	9008674	(000000-) Cover, Pocket, Afmkt [ec-H2O T16]	1
11	57248	(000000-) Fitting, Plstc, E90, Bm06/Pm04, Nyl	1
12	1043866	(000000-) Fitting Assy, Qdc, Pf04	1
13	1011170	(000000-) Fitting, Plstc, E90, Bm04/Pm04, Nyl	1
14	43844	(000000-) Clamp, Hose, Wormdrive, 0.25-0.62d, .31w	14
15	150540	(000000-) Fitting, Plstc, Str, Bm06/Pm04	5
16	1059231	(000000-) Fitting, Stl, Pm04/Pm02/Pm04/Pm02, Spcl	1
17	01683	(000000-) Washer, Flat, 10, Ss	2
18	09200	(000000-) Screw, Pan, Phl, M5 X	2
19	150208	(000000-) Fitting, Brs, Str, Pm02, Plug [Skhd]	1
20	1052010	(000000-) Fitting, Plstc, Str, Pm04/Pm04	2
21	1052009	(000000-) Fitting, Plstc, Tee, Pf04/Pf04/Pf04	2
22	1055255	(000000-) Valve, Check, 0030psi Pm04/Pf04	1
23	1055254	(000000-) Switch, Press, 25 Psi, Pm02	1
24	1011895	(000000-) Clamp, Cable, Stl, 2.00d X 0.75w, 1hole	1
25	1005866	(000000-) Pump, Soltn, Ele, 36vdc (See Breakdowns)	1
26	43555	(000000-) Clamp, Hose, Wormdrive, 2.62-3.50d	1
27	1005630	(000000-) Fitting, Plstc, E90, Bm06/Pm06, Nyl	2
28	1055188	(000000-) Bracket, Pump, Soltn	1
29	23446	(000000-) Clip, Grip, Finger, 0.31-0.75d, Nk PI	2
30	19064	(000000-) Washer, Flat, 0.16b 0.38d .05, PI, 06	6
31	09146	(000000-) Screw, Pan, Phl, M3 X 0.50 X 12, 4.8	2
32	01754	(000000-) Nut, Hex, Std, M3 X 0	2
33	1058163	(000000-) Fitting, Plstc, Body, Spray, Pf04	1
34	1006400	(000000-) Hose, Afmkt, Pvc, Brd, 0.38id, 03ft, Clr	3
35	1014971	(000000-) Hose, Afmkt, Pvc, Brd, 0.38id, 01ft, Clr	1
36	20951	(000000-) Fitting, Plstc, E90, Bm06/Bm06	1
37	1014974	(000000-) Hose, Afmkt, Pvc, Brd, 0.38id, 02ft, Clr	2
38	1057465	(000000-) Filter, Soltn, 080mesh, Pm12 3.2d 08.0l	1
39	20950	(000000-) Fitting, Plstc, Str, Bm06/Bm06	1
40	150412	(000000-) Fitting, Plstc, E90, Bm06/Pm06	1
41	1014976	(000000-) Hose, Afmkt, Pvc, Brd, 0.38id, 08ft, Clr	1

Fig. 8 - ec-H2O Solution Supply Group, Side Brush

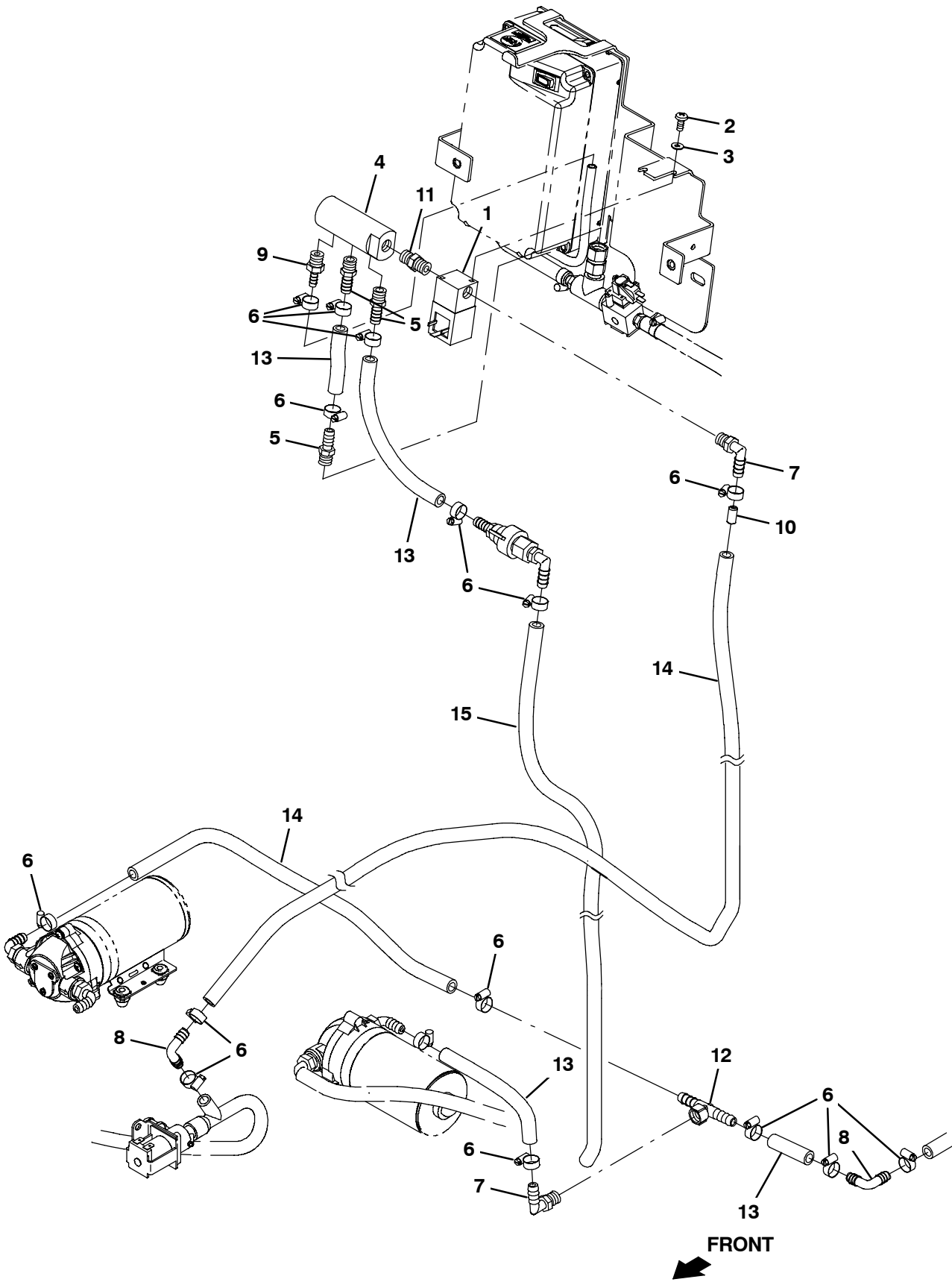
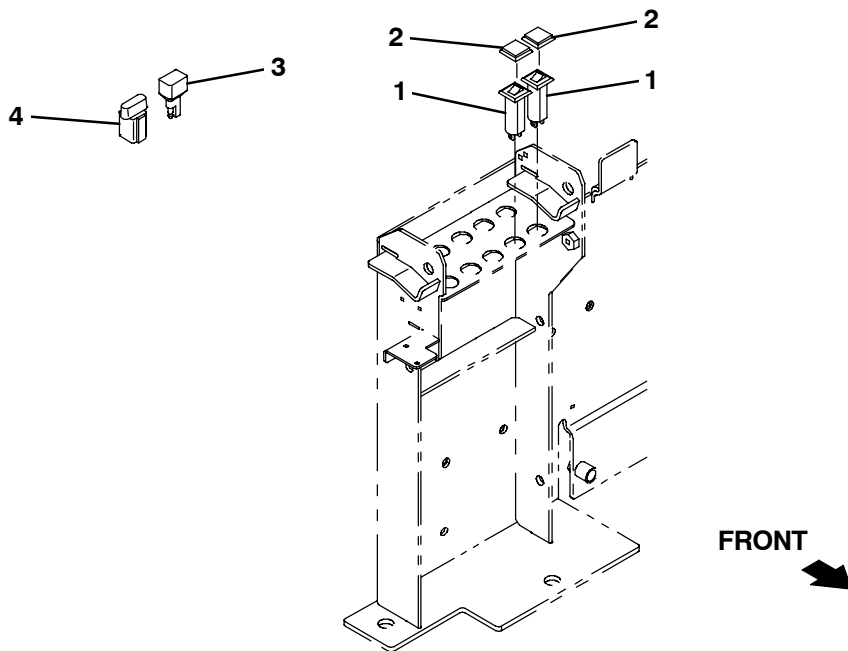


Fig. 8 - ec-H2O Solution Supply Group, Side Brush

Ref.	Part No.	Serial Number	Description	Qty.
1	1028581	(000000-) Valve, Water, Solenoid, 36vdc 6.0mm Pf04	1
2	09200	(000000-) Screw, Pan, Phl, M5 X	2
3	01683	(000000-) Washer, Flat, 10, Ss	2
4	1061004	(000000-) Fitting, Spcl, Pf04/Pf04/Pf04/Pf04	1
5	150540	(000000-) Fitting, Plstc, Str, Bm06/Pm04	3
6	43844	(000000-) Clamp, Hose, Wormdrive, 0.25-0.62d, .31w	15
7	57248	(000000-) Fitting, Plstc, E90, Bm06/Pm04, Nyl	2
8	20951	(000000-) Fitting, Plstc, E90, Bm06/Bm06	2
9	50901	(000000-) Fitting, Plstc, Str, Bm04/Pm04	1
10	1063230	(000000-) Fitting, Plstc, Rst, .38od /.13id	1
11	1052010	(000000-) Fitting, Plstc, Str, Pm04/Pm04	1
12	1017197	(000000-) Fitting, Plstc, Tee, Bm06/Bm06/Pf04, Br	1
13	1014971	(000000-) Hose, Afmkt, Pvc, Brd, 0.38id, 01ft, Clr	3
14	1006400	(000000-) Hose, Afmkt, Pvc, Brd, 0.38id, 03ft, Clr	2
15	1014976	(000000-) Hose, Afmkt, Pvc, Brd, 0.38id, 08ft, Clr	1

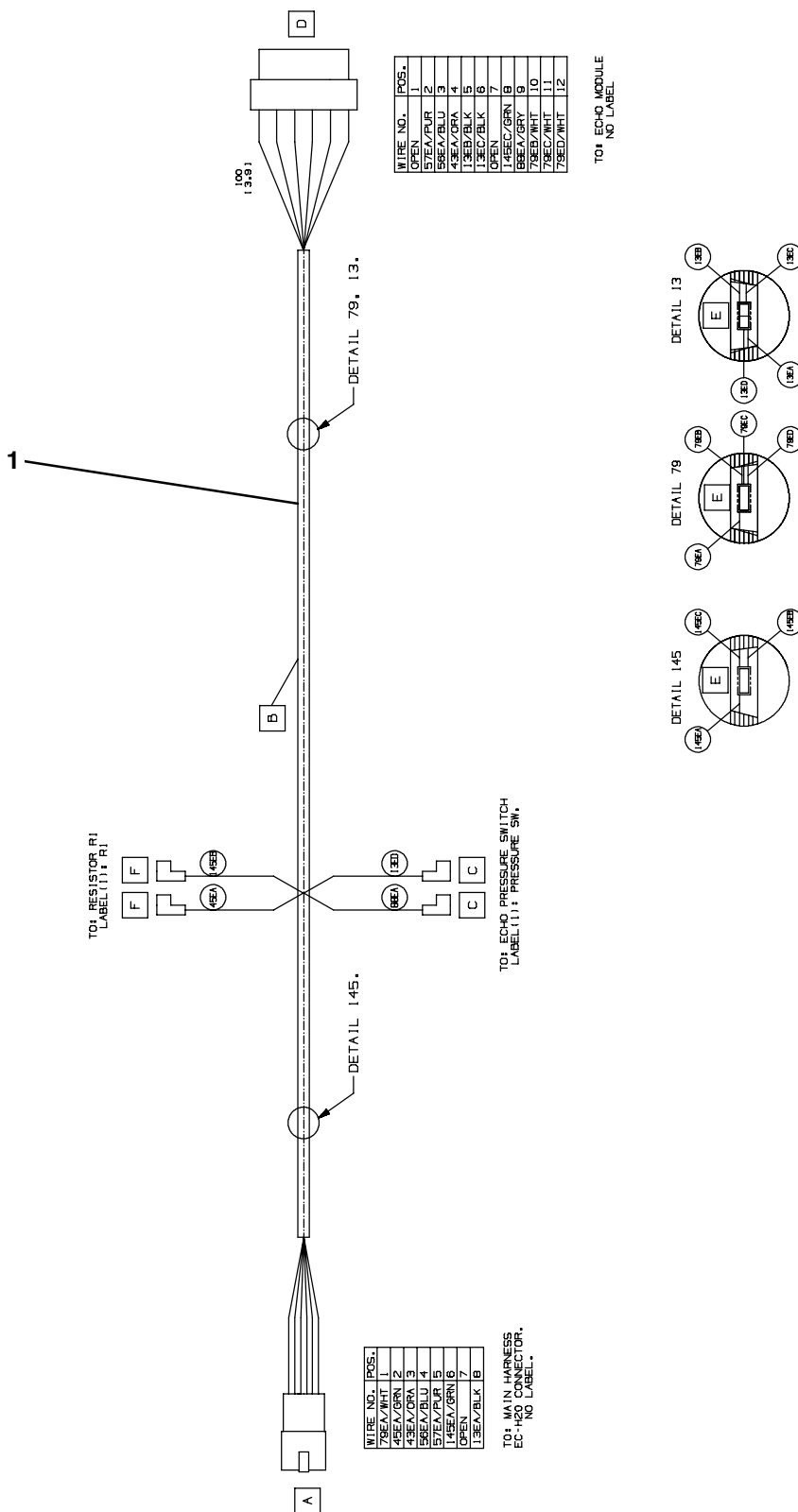
Fig. 9 - ec-H20 Electrical Group



356175

Ref.	Part No.	Serial Number	Description	Qty.
1	1064184	(000000-) Circuitbreaker, 02.5a, Resetable	2
2	1064191	(000000-) Boot, Circuitbreaker	2
3	222290	(000000-) Diode, Ele, Plug	1
4	1040868	(000000-) Capacitor, Plug [.01 Uf, 200v]	1

Fig. 10 - ec-H20 Wire Harness Group



356176

Ref.	Part No.	Serial Number	Description	Qty.
1	1057950	(000000-) Harness, Wire [Ec-H20, T16]	1

Fig. 11 - FaST Pump Group

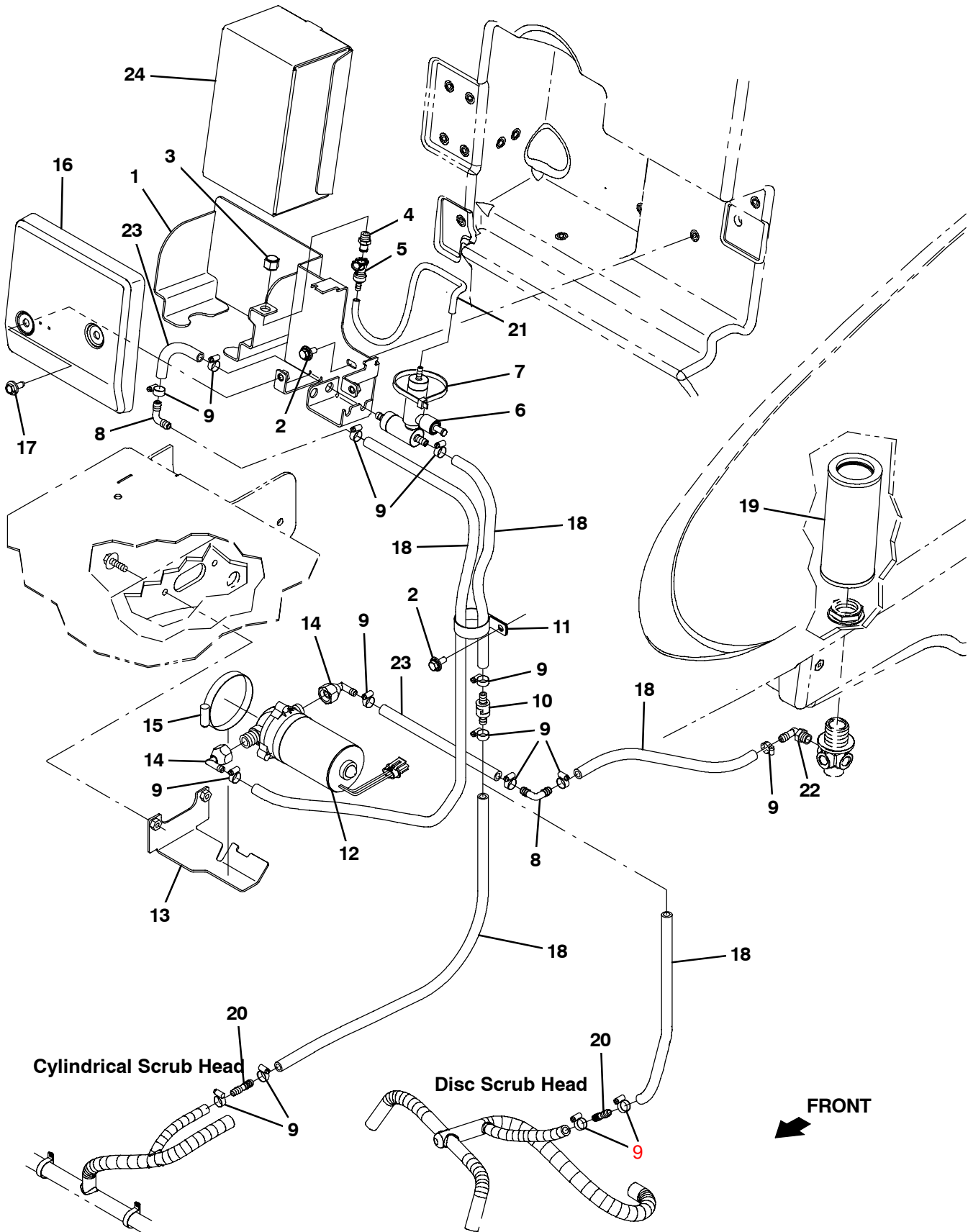


Fig. 11 - FaST Pump Group

Ref.	Part No.	Serial Number	Description	Qty.
1	1053324	(000000-) Bracket Wldt, Mtg [FaST, T16]	1
2	1020341	(000000-) Screw, Hex, M8 X 1.25 X 20, Ss, Sems	5
3	1005435	(000000-) Fitting, Plstc, Pipe, Cap, Pf04	1
4	1002899	(000000-) Fitting, Plstc, Str, Pm04, Cplg, Mal	1
5	1002898	(000000-) Fitting, Plstc, Str, Bm04, Cplg, Fem	1
6	9003909	(000000-) FaST Klit Injector, Ci [FaST II+] (See Breakdowns)	1
7	44961	(000000-) Tie, Cable, Nyl, 14.5l .30w 4.0 Max D	1
8	20951	(000000-) Fitting, Plstc, E90, Bm06/Bm06	2
9	43844	(000000-) Clamp, Hose, Wormdrive, 0.25-0.62d, .31w	13
10	1015455	(000000-) Valve, Check, 0005psi Bm06/Bm06	1
11	1011895	(000000-) Clamp, Cable, Stl, 2.00d X 0.75w, 1hole	1
12	1043318	(000000-) Pump, Soltn, Ele, 36vdc, 60psi [Deutsch]	1
13	1055188	(000000-) Bracket, Pump, Soltn	1
14	611010	(000000-) Fitting, Plstc, E90, Bm06/Pf08, Swivel	2
15	43555	(000000-) Clamp, Hose, Wormdrive, 2.62-3.50d	1
16	9008673	(000000-) Cover, Pocket, Afmkt [FaST T16]	1
17	1037346	(000000-) Screw, Hex, M8 X 1.25 X 25, 9.8, Sems	2
18	1014974	(000000-) Hose, Afmkt, Pvc, Brd, 0.38id, 02ft, Clr	5
19	1057465	(000000-) Filter, Soltn, 080mesh, Pm12 3.2d 08.0l	1
20	20950	(000000-) Fitting, Plstc, Str, Bm06/Bm06	1
21	1014987	(000000-) Hose, Afmkt, Pvc, Clr, 0.25id, 01ft	1
22	150412	(000000-) Fitting, Plstc, E90, Bm06/Pm06	1
23	1014971	(000000-) Hose, Afmkt, Pvc, Brd, 0.38id, 01ft, Clr	1
24	1017015	(000000-) FaST 365 2 Ltr, Detergent	1
24	1017022	(000000-) FaST 665 2 Ltr, Detergent	1
24	9002021	(000000-) FaST 965 2 Ltr, Detergent	1

Fig. 12 - FaST Solution Supply Group, Side Brush

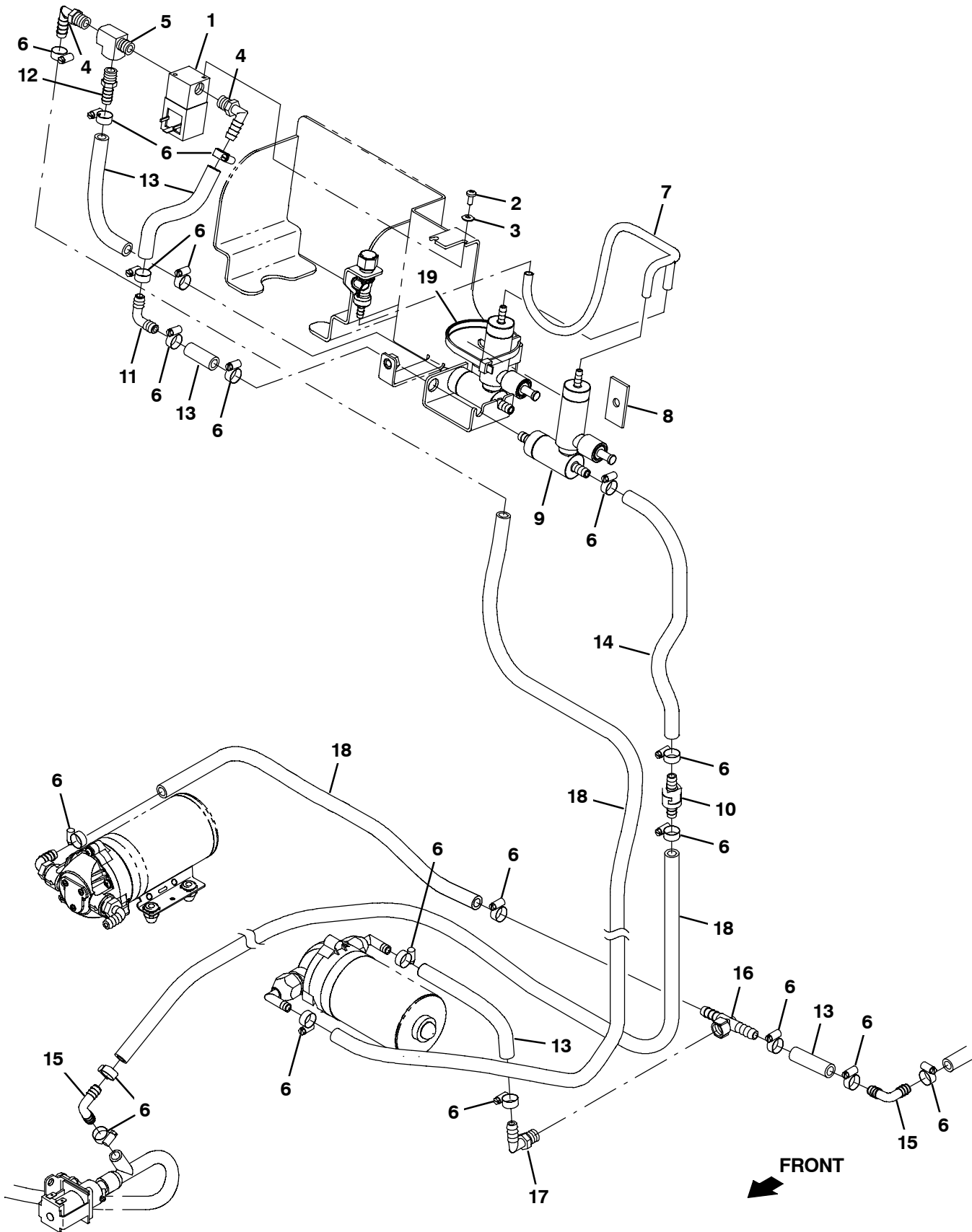


Fig. 12 - FaST Solution Supply Group, Side Brush

Ref.	Part No.	Serial Number	Description	Qty.
1	1028581	(000000-) Valve, Water, Solenoid, 36vdc 6.0mm Pf04	1
2	09200	(000000-) Screw, Pan, Phl, M5 X	2
3	01683	(000000-) Washer, Flat, 10, Ss	2
4	57248	(000000-) Fitting, Plstc, E90, Bm06/Pm04, Nyl	2
5	150709	(000000-) Fitting, Brs, Tee, Pm04/Pf04/Pf04, Run	1
6	43844	(000000-) Clamp, Hose, Wormdrive, 0.25-0.62d, .31w	20
7	1059854	(000000-) Manifold, Detgt .25id	1
8	1040318	(000000-) Pad, Tank, Hyd [W/Psa]	1
9	9003906	(000000-) FaST Kit, Injector, Ci [FaST II+] (See Breakdowns)	1
10	1015455	(000000-) Valve, Check, 0005psi Bm06/Bm06	1
11	20951	(000000-) Fitting, Plstc, E90, Bm06/Bm06	1
12	49186	(000000-) Fitting, Plstc, Str, Bm06/Pm04, Nyl	1
13	1014971	(000000-) Hose, Afmkt, Pvc, Brd, 0.38id, 01ft, Clr	5
14	1014974	(000000-) Hose, Afmkt, Pvc, Brd, 0.38id, 02ft, Clr	1
15	20951	(000000-) Fitting, Plstc, E90, Bm06/Bm06	2
16	1017197	(000000-) Fitting, Plstc, Tee, Bm06/Bm06/Pf04, Br	1
17	57248	(000000-) Fitting, Plstc, E90, Bm06/Pm04, Nyl	1
18	1014976	(000000-) Hose, Afmkt, Pvc, Brd, 0.38id, 08ft, Clr	3
19	44961	(000000-) Tie, Cable, Nyl, 14.5l .30w 4.0 Max D	1

Fig. 13 - FaST Electrical Group

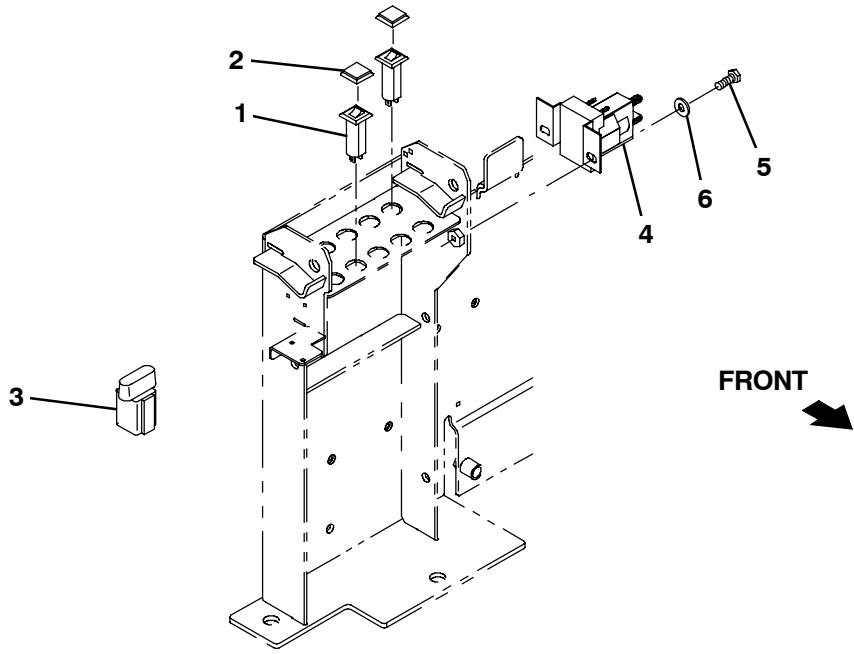


Fig. 13 - FaST Electrical Group

Ref.	Part No.	Serial Number	Description	Qty.
1	1064188	(000000-) Circuitbreaker, 15.0a, Resetable	1
2	1064191	(000000-) Boot, Circuitbreaker	1
3	1056982	(000000-) Diode, Ele, Plug	1
4	386810	(000000-) Contactor, 36vdc, 100a, Sp, No	1
5	06942	(000000-) Screw, Hex, M6 X 1.00	2
6	32483	(000000-) Washer, Flat, 0.25, Sae	2

Fig. 14 - ES Pump Group

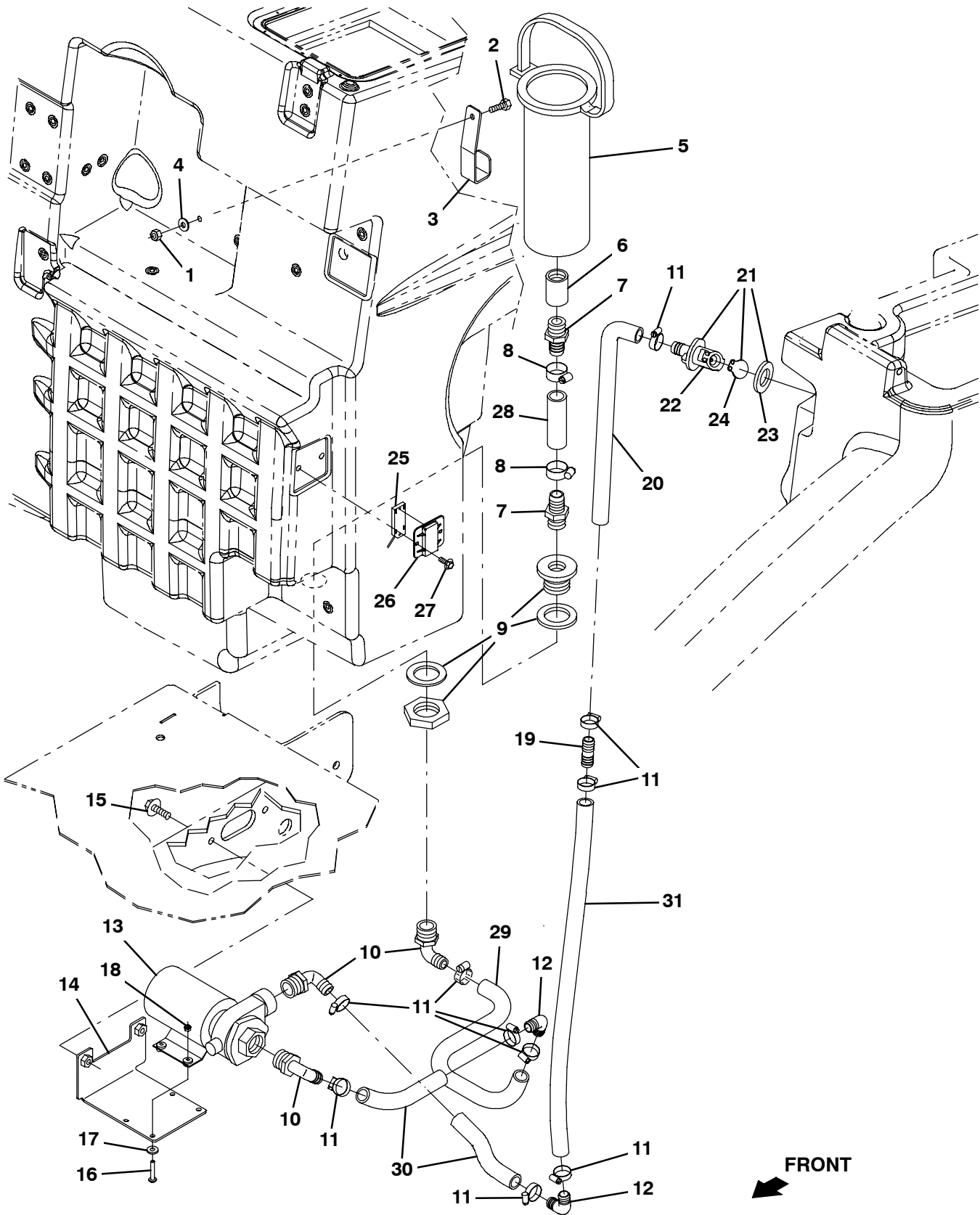


Fig. 14 - ES Pump Group

Ref.	Part No.	Serial Number	Description	Qty.
1	08712	(000000-) Nut, Hex, Lock, M6 X 1.00, NI, Ss	1
2	09007	(000000-) Screw, Hex, M6 X 1.00 X 25, Ss	1
3	1061954	(000000-) Bracket, Strainer, Pump, Es	1
4	76426	(000000-) Washer, Sealing, 0.28b 0.75d Ss, Neo	1
5	386652	(000000-) Strainer, Soltn, 20mesh, Cyl, 3.5d 09.5l	1
6	05134	(000000-) Fitting, Plstc, Str, Pf12/Pf12	1
7	79273-2	(000000-) Fitting, Plstc, Str, Bm12/Pm12	2
8	63810	(000000-) Clamp, Hose, Wormdrive, 0.56-1.06d, .56w	2
9	377349	(000000-) Fitting, Plstc, Pf12/Pf12, Bh	1
10	73468	(000000-) Fitting, Plstc, E90, Bm10/Pm12	3
11	54333	(000000-) Clamp, Hose, Wormdrive, 0.31-0.88d, .31w	10
12	391365	(000000-) Fitting, Plstc, E90, Bm10/Bm10	2
13	1057978	(000000-) Pump, Soltn, 36vdc, Impeller	1
14	1056689	(000000-) Angle, Mtg, Pump	1
15	1020341	(000000-) Screw, Hex, M8 X 1.25 X 20, Ss, Sems	2
16	140293	(000000-) Screw, Pan, M5 X 0.80 X 30, Ss	4
17	01683	(000000-) Washer, Flat, 10, Ss	4
18	09739	(000000-) Nut, Hex, Lock, M5 X 0.80, NI, Ss	4
19	365164	(000000-) Fitting, Plstc, Str, Bm10/Bm10	1
20	1064192	(000000-) Hose, Water, Mold, 0.62id X 012.2l	1
▽	21	78842	(000000-) Valve Kit, Check, Pump, Water	1
▲	22	78840	(000000-) Valve, Check, Pump, Water	1
▲	23	73342	(000000-) Gasket, .25 1.88d 1.0id [Poron]	1
▲	24	78841	(000000-) Flapper, Valve, Pump, Water	1
	25	1062434	(000000-) Sensor, Capacitive	1
	26	1063157	(000000-) Strap, Mtg, Sensor	1
	27	41189	(000000-) Screw, Hex, 06-20 X 0.38, Fmg/Ab, PI	2
	28	1015048	(000000-) Hose, Afmkt, Pvc, Brd, 0.75id, 01ft, Clr	1
	29	1015025	(000000-) Hose, Afmkt, Pvc, Brd, 0.62ID, 02ft, Clr	1
	30	1015033	(000000-) Hose, Afmkt, Pvc, Brd, 0.62id, 01ft, Clr	2
	31	1015026	(000000-) Hose, Afmkt, Pvc, Brd, 0.62id, 03ft, Clr	1

Fig. 15 - ES Tank Group

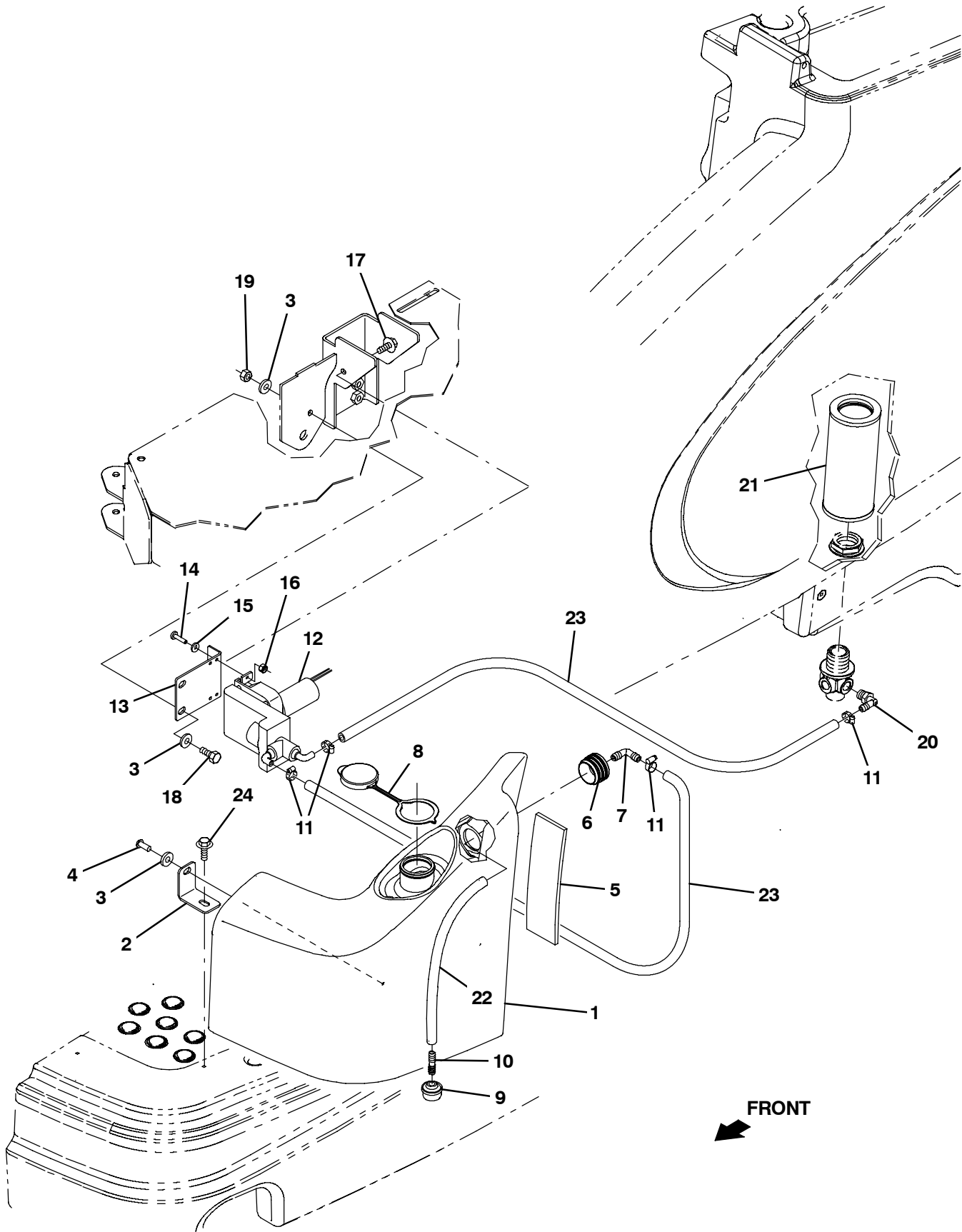


Fig. 15 - ES Tank Group

Ref.	Part No.	Serial Number	Description	Qty.
1	9008660	(000000-) Tank, Soltn, Es, Afmkt [T16]	1
2	1060144	(000000-) Bracket, Mtg, Tank, Es	1
3	01685	(000000-) Washer, Flat, 0.38b 0.88d .08, Ss	1
4	393135	(000000-) Screw, Btn, M8 X 1.25 X 20, Blk	1
5	1064684	(000000-) Seal, Foam, 0.13 2.00w 12.0l, Adh	1
6	20944	(000000-) Grommet, Pye, 0.37id, F/1.5h, .13 Matl	1
7	20951	(000000-) Fitting, Plstc, E90, Bm06/Bm06	1
8	1057372	(000000-) Cap, Snap, 2.17d	1
9	20952	(000000-) Screen, Pump	1
10	20950	(000000-) Fitting, Plstc, Str, Bm06/Bm06	1
11	43844	(000000-) Clamp, Hose, Wormdrive, 0.25-0.62d, .31w	4
12	386364	(000000-) Pump, Detgt, 36vdc (See Breakdowns)	1
13	1056606	(000000-) Bracket, Mtg, Pump	1
14	24265	(000000-) Screw, Pan, Phl, M4 X 0.70 X 16, Ss	1
15	01683	(000000-) Washer, Flat, 10, Ss	4
16	33932	(000000-) Nut, Hex, Lock, M4 X 0.70, NI, Ss	4
17	1020341	(000000-) Screw, Hex, M8 X 1.25 X 20, Ss, Sems	1
18	09010	(000000-) Screw, Hex, M8 X 1.25 X 25, Ss	1
19	08713	(000000-) Nut, Hex, Lock, M8 X 1.25, NI, Ss	1
20	150412	(000000-) Fitting, Plstc, E90, Bm06/Pm06	1
21	1057465	(000000-) Filter, Soltn, 080mesh, Pm12 3.2d 08.0l	1
22	1014974	(000000-) Hose, Afmkt, Pvc, Brd, 0.38id, 02ft, Clr	1
23	1014976	(000000-) Hose, Afmkt, Pvc, Brd, 0.38id, 08ft, Clr	2
24	1020341	(000000-) Screw, Hex, M8 X 1.25 X 20, Ss, Sems	1

Fig. 16 - ES Electrical Group

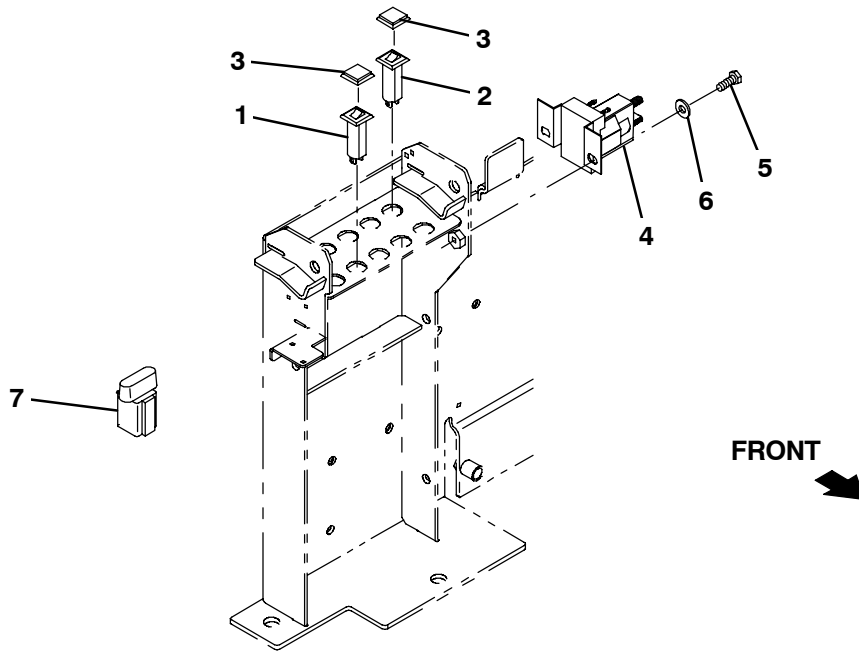


Fig. 16 - ES Electrical Group

Ref.	Part No.	Serial Number	Description	Qty.
1	1064188	(000000-) Circuitbreaker, 15.0a, Resetable	1
2	1064184	(000000-) Circuitbreaker, 02.5a, Resetable	1
3	1064191	(000000-) Boot, Circuitbreaker	2
4	386810	(000000-) Contactor, 36vdc, 100a, Sp, No	1
5	06942	(000000-) Screw, Hex, M6 X 1.00	2
6	32483	(000000-) Washer, Flat, 0.25, Sae	2
7	1056982	(000000-) Diode, Ele, Plug	1

Fig. 17 - Vacuum Fan Kit, Dual

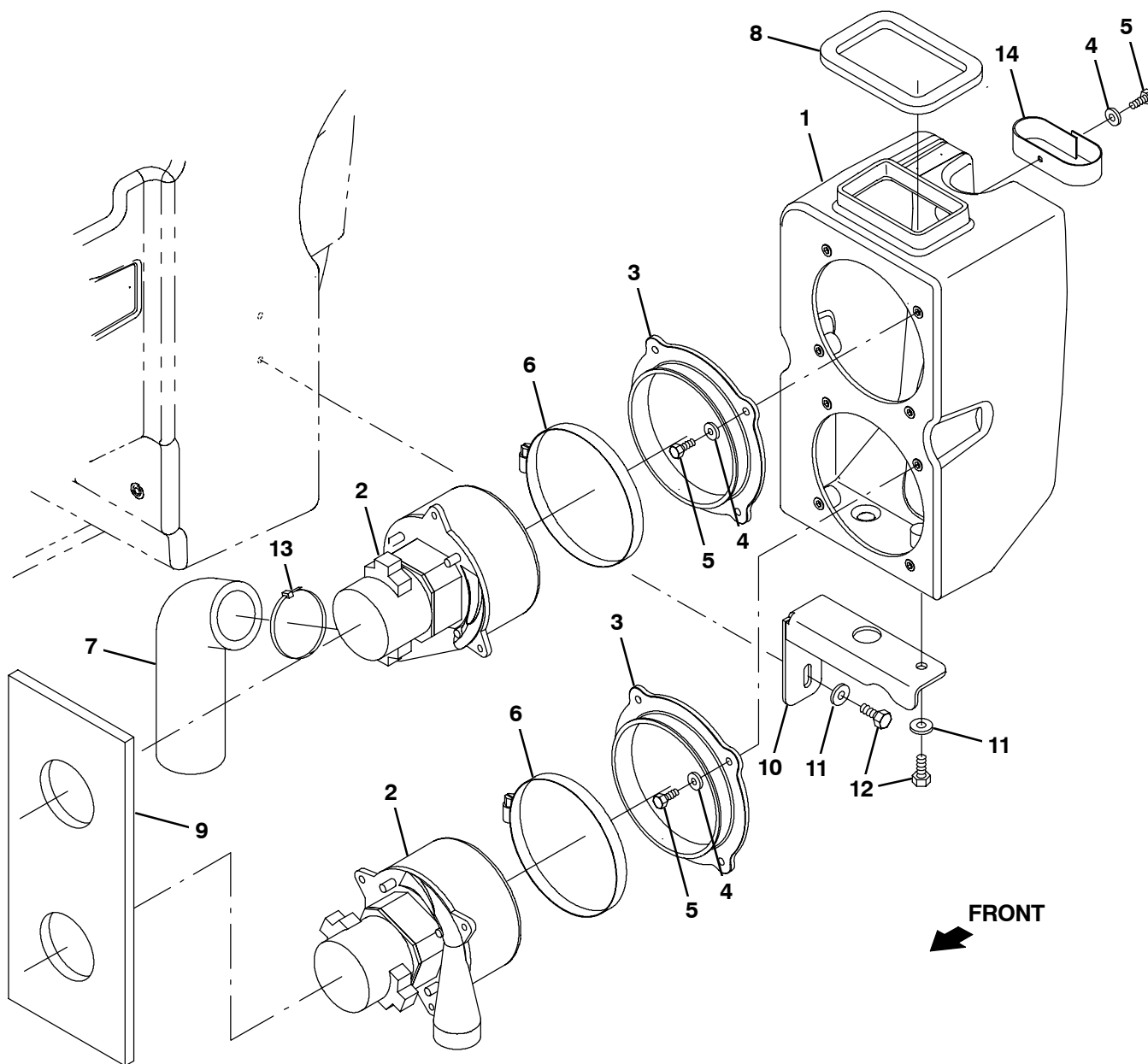


Fig. 17 - Vacuum Fan Kit, Dual

	Ref.	Part No.	Serial Number	Description	Qty.
▽		9008037	(000000-) Vacfan Kit, Dual, Ci [T16]	1
▲	1	9008656	(000000-) Housing, Vacfan, Dual, Afrmkt [T16]	1
▲▽	2	1056623	(000000-) Fan, Vacuum, 5.7d, 036vdc, 3 Stage	1
▲▲		1041772	(000000-) Brush Kit, Motor	1
▲▲		1041766	(000000-) Cover, Cooling Fan	1
▲	3	1059661	(000000-) Seal, Mtg, Vacfan	2
▲	4	01684	(000000-) Washer, Flat, 0.27b 0.69d .05, Ss	9
▲	5	08716	(000000-) Screw, Hex, M6 X 1.00 X 20, Ss	9
▲	6	49891	(000000-) Clamp, Hose, Wormdrive, 5.56-6.50d, .56w	2
▲	7	1054231	(000000-) Muffler, Vacfan	1
▲	8	1052520	(000000-) Gasket, Vacfan	1
▲	9	1053268	(000000-) Insulation, Acstc, 0.5, 06.6 X 15.8 C-0	1
▲	10	1054711	(000000-) Bracket, Mtg, Hsng, Fan	1
▲	11	1017218	(000000-) Washer, Flat, 0.32b 1.00d .12, Ss	3
▲	12	09740	(000000-) Screw, Hex, M8 X 1.25 X 20, Ss	3
▲	13	130773	(000000-) Tie, Cable, Nyl, 11.0l, .14w, 3.0 Max. D	1
▲	14	1059534	(000000-) FaSTener, 09.00l [Hook & Loop]	1

Fig. 18 - Spray Hose Kit

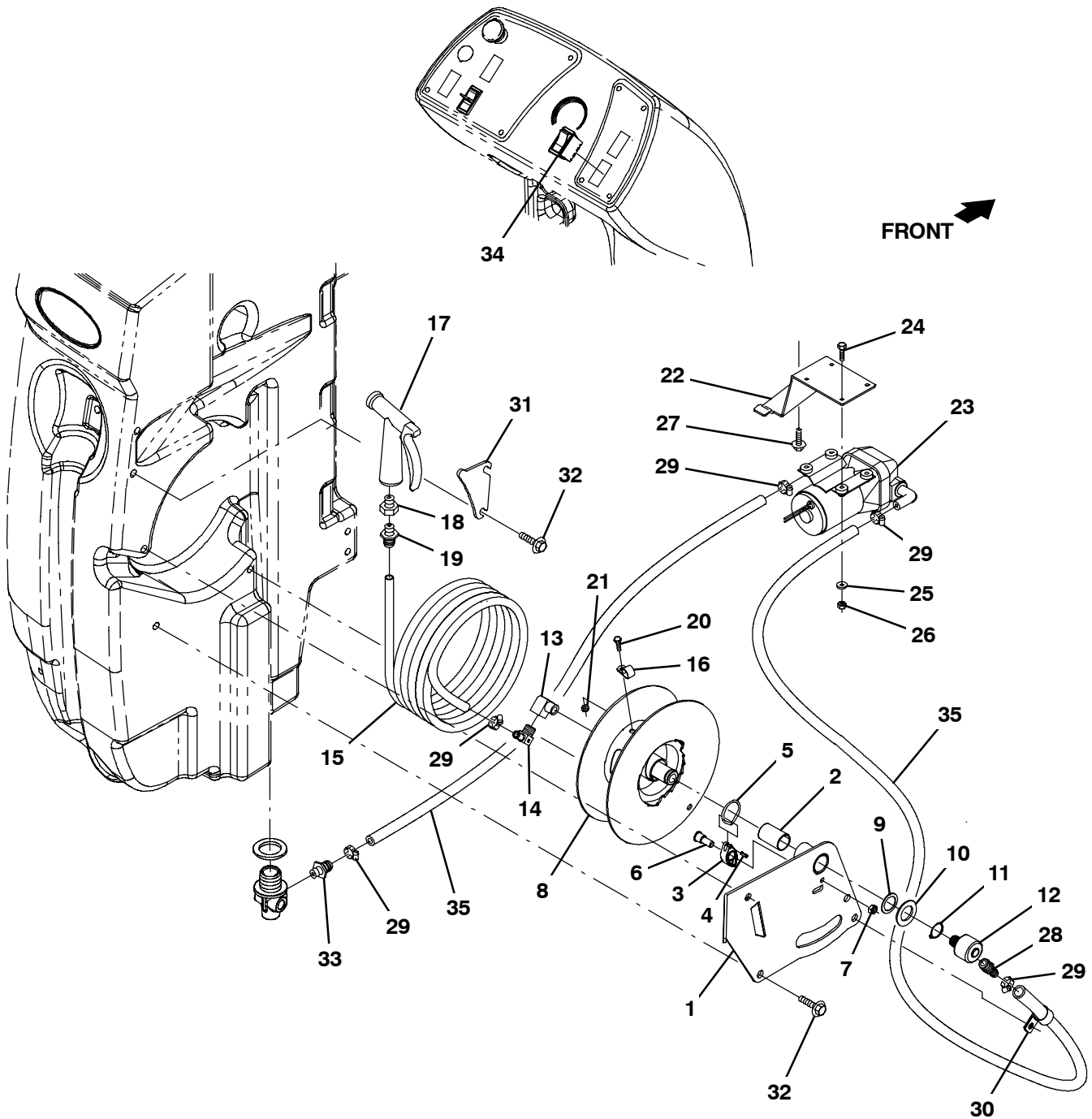


Fig. 18 - Spray Hose Kit

Ref.	Part No.	Serial Number	Description	Qty.
▽	9008043	(000000-) Spray Hose Kit, Ci [T16]	1
▲	1 1055281	(000000-) Plate Wldt, Mtg	1
▲	2 1057816	(000000-) Bushing, Sleeve, 1.00b 1.13d 1.750l, Fgl	1
▲	3 1056288	(000000-) Pawl, Ratchet	1
▲	4 1063071	(000000-) Pin, Roll, .125d X 0.38l, .125/.129	1
▲	5 1056291	(000000-) Seal, Org, .125 X 01.13id [Nitrile]	1
▲	6 1056719	(000000-) Bolt, Shld, .41d X 0.35, M8 X 1.25	1
▲	7 08709	(000000-) Nut, Hex, Lock, M8 X 1.25, NI	1
▲	8 1061340	(000000-) Reel Assy, Hose	1
▲	9 1057814	(000000-) Washer, Thrust, Plstc 1.02b 1.38d	1
▲	10 32598	(000000-) Washer, Flat, 1.02b 1.75d .12, Stl	1
▲	11 09005	(000000-) Retaining, Ext, 1.00d, Basic	1
▲	12 1055248	(000000-) Fitting, Swivel, .375 Npt	1
▲	13 24584	(000000-) Fitting, Brs, E90, Pf06/Pm06, Spcl	1
▲	14 1060128	(000000-) Fitting, Brs, E90, Bm06/Pm06, Short	1
▲	15 9008115	(000000-) Hose Kit, Replmt [T16]	1
▲	16 33584	(000000-) Clamp, Cable, Stl, 0.63d X 0.50w, 1hole	1
▲	17 769785	(000000-) Nozzle, Spray, Gun	1
▲	18 1027976	(000000-) Fitting, Brs, Str, Pf06/Pm12	1
▲	19 1060428	(000000-) Fitting, Stl, Str, Bm06/Pm06, Swivel	1
▲	20 06943	(000000-) Screw, Hex, M6 X 1.00 X 20, 8.8	1
▲	21 08708	(000000-) Nut, Hex, Lock, M6 X 1.00, NI	1
▲	22 1056538	(000000-) Bracket, Pump, Wand, Spray	1
▲	23 1054178	(000000-) Pump, Soltn, Ele, 36vdc, 45psi	1
▲	24 12316	(000000-) Screw, Hex, M5 X 0.80 X 25, Ss	4
▲	25 01683	(000000-) Washer, Flat, 10, Ss	4
▲	26 09739	(000000-) Nut, Hex, Lock, M5 X 0.80, NI, Ss	4
▲	27 1020341	(000000-) Screw, Hex, M8 X 1.25 X 20, Ss, Sems	1
▲	28 14884	(000000-) Fitting, Brs, Str, Bm08/Pm06 [Taped]	1
▲	29 54333	(000000-) Clamp, Hose, Wormdrive, 0.31-0.88d, .31w	5
▲	30 69234	(000000-) Clamp, Cable, Stl, 1.00d X 0.75w, 1hole	1
▲	31 1059436	(000000-) Hook, Nozzle, Hd Pye	1
▲	32 1020341	(000000-) Screw, Hex, M8 X 1.25 X 20, Ss, Sems	5
▲	33 64743	(000000-) Fitting, Plstc, Str, Bm08/Pm06	1
▲	34 398500	(000000-) Switch, Rocker, Dpdt, On / None / On	1
▲	35 1011412	(000000-) Hose, Afmkt, Pvc, Brd, 0.50id, 08ft, Clr	1

Fig. 19 - Vacuum Wand Kit

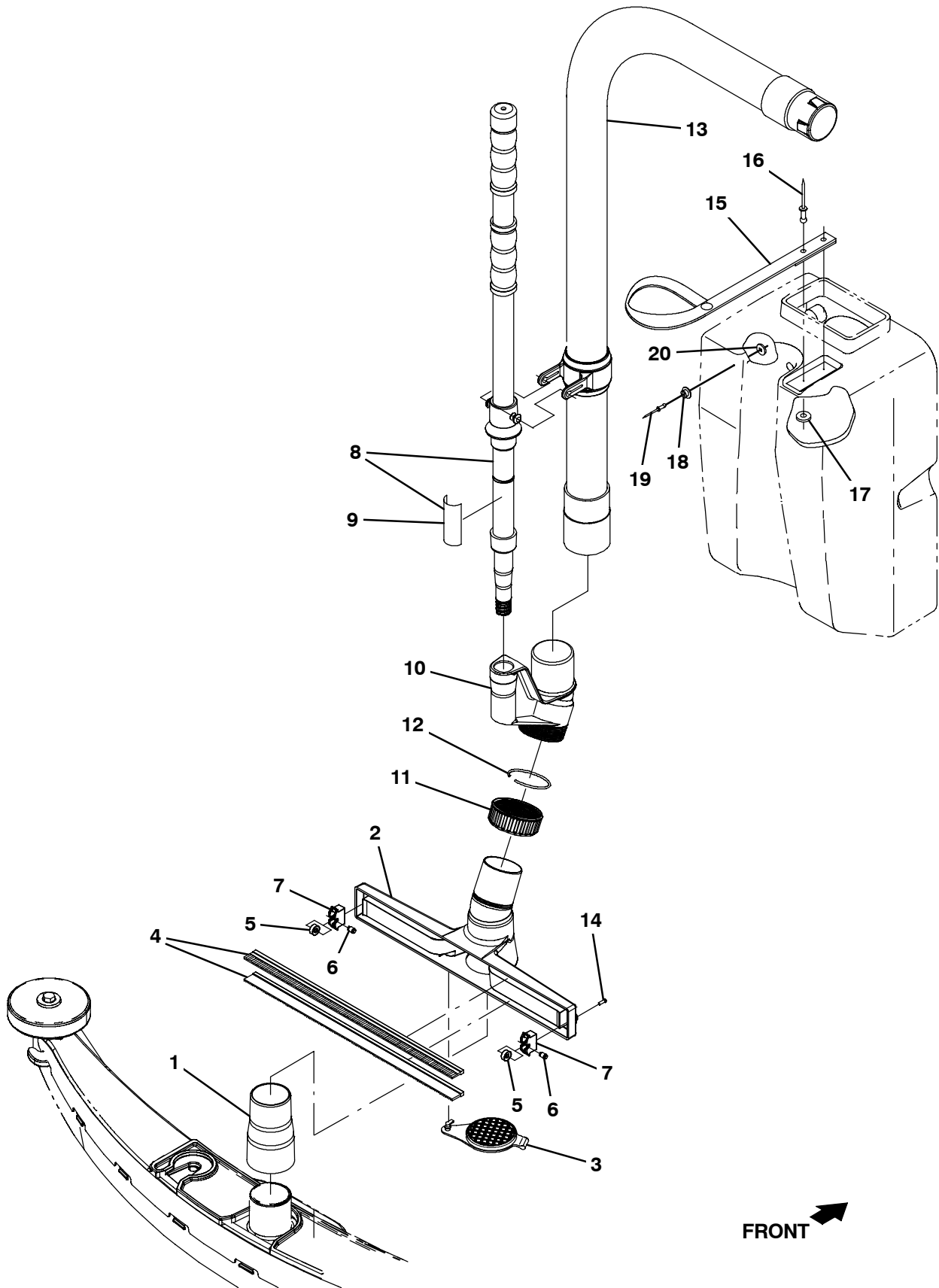


Fig. 19 - Vacuum Wand Kit

Ref.	Part No.	Serial Number	Description	Qty.
▽	9008047	(000000-) Vac Wand Kit, Ci [T16]	1
▲	1 1060536	(000000-) Cuff, Adapter, 1.75 X 2.00, Pvc	1
▲	2 1060440	(000000-) Squeegee, Hand	1
▲	3 1060691	(000000-) Plug, Adapter, Port	1
▲	4 1061356	(000000-) Retainer, Blade, Sqge, 14.2l	2
▲	5 1061570	(000000-) Bearing, Ball, 0.24b 0.51d 0.20w [2seal]	2
▲	6 1061571	(000000-) Pin, Axle, Brg	2
▲	7 1022671	(000000-) Housing, Sqge, Holder, Wheel, F/609648	2
▲▽	8 9008155	(000000-) Handle Kit, Wand, Afmkt	1
▲▲	9 1062659	(000000-) Label, Opertnl, Vacuum Wand Handle	1
▲	10 1060708	(000000-) Adapter, Swivel, 1.75, Abs	1
▲	11 1060718	(000000-) Nut, Compression, 2.25-12, Abs	1
▲	12 1060720	(000000-) Ring, Compression	1
▲	13 1056831	(000000-) Hose Assy, W/2cuff, 1.8d 042l 1.8/1.8	1
▲	14 763149	(000000-) Screw, Pan, 06- X 0.38, F/ Plstc	2
▲	15 1061811	(000000-) Strap, Retainer, Handle	1
▲	16 68567	(000000-) Rivet, Blind, .188d X 0.53 X .62d, Alm	2
▲	17 86308	(000000-) Washer, Flat, .19b .50d .06, Alm, Blind	2
▲	18 1061812	(000000-) Catch, Snap, Push, Mal	1
▲	19 01335	(000000-) Rivet, Blind, .125d X 0.44 X .25d, Alm	1
▲	20 02892	(000000-) Washer, Flat, 0.12b 0.38d .03, Pl	1

Fig. 20 - Pre-Sweep Hopper Cover Group

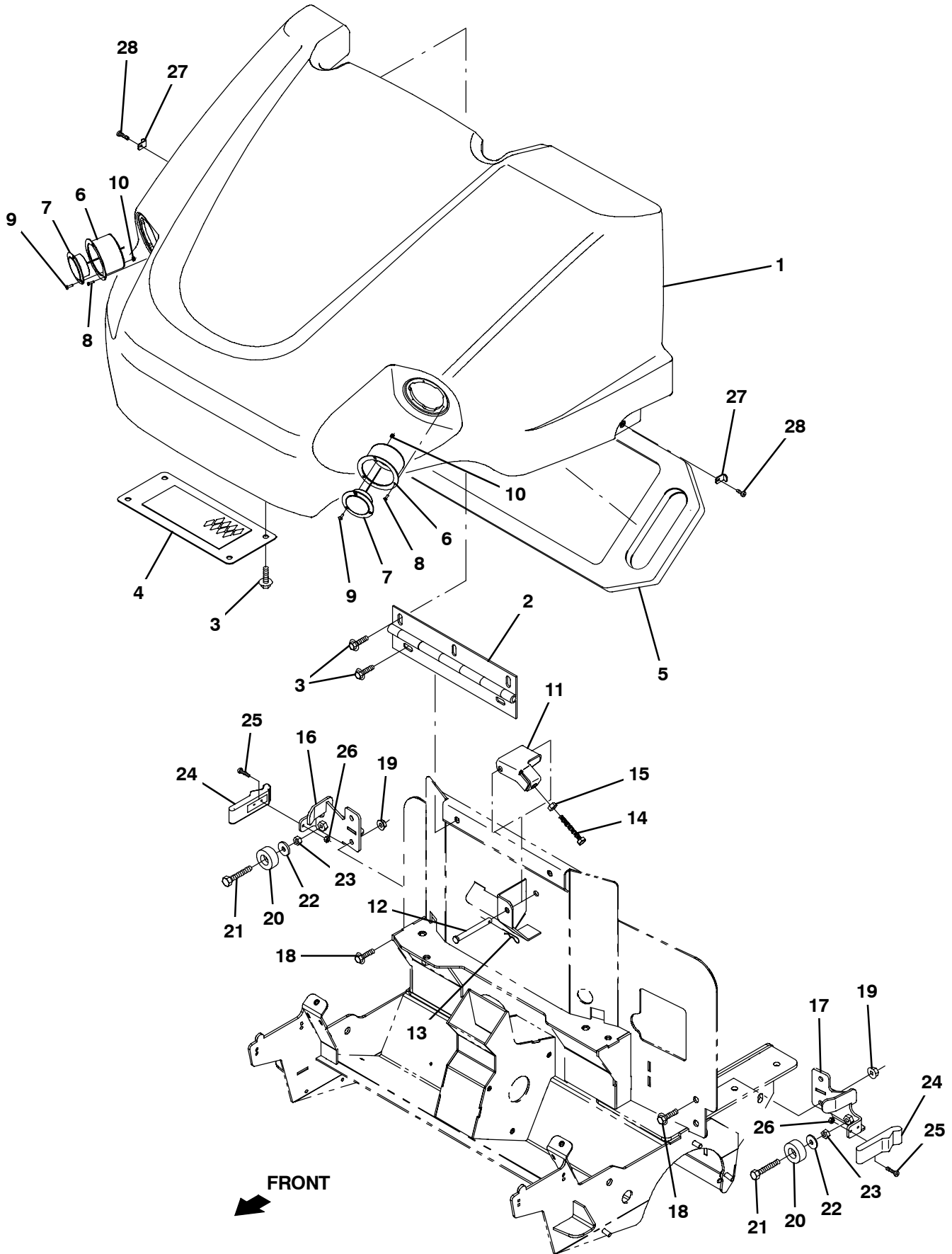


Fig. 20 - Pre-Sweep Hopper Cover Group

Ref.	Part No.	Serial Number	Description	Qty.
1	9008671	(000000-) Cover, Pre-Sweep, Afmkt [T16]	1
2	1061443	(000000-) Hinge, .38pin .12 3.5w 12.0l, 5/0.38sl	1
3	1020341	(000000-) Screw, Hex, M8 X 1.25 X 20, Ss, Sems	9
4	1058451	(000000-) Plate Wldt, Screen, Hppr	1
5	1058901	(000000-) Gasket, Box, Fltr	1
6	1060784	(000000-) Bracket Wldt, Mtg, Headlight	2
7	9008182	(000000-) Light Assy, Pre-Sweep, Afmkt	2
8	763149	(000000-) Screw, Pan, 06- X 0.38, F/ Plstc	6
9	06920	(000000-) Screw, Pan, Phl, M3 X 0.50 X 10, 4.8	6
10	579211	(000000-) Nut, Hex, Lock, M3 X 0.50, NI, Ss	6
11	1060225	(000000-) Bracket, Stop, Hinge	1
12	57598	(000000-) Pin, Clevis, 0.37d X 3.25l	1
13	08172	(000000-) Pin, Cotter, .094 X 0.50	1
14	222504	(000000-) Screw, Hex, M8 X 1.25 X 55, Ss	1
15	07786	(000000-) Nut, Hex, Std, M8 X 1	1
16	1063445	(000000-) Bracket Wldt, Mtg, Latch	1
17	1063399	(000000-) Bracket Wldt, Mtg, Latch, Cover	1
18	1020341	(000000-) Screw, Hex, M8 X 1.25 X 20, Ss, Sems	4
19	07791	(000000-) Nut, Hex, Flng, M8 X 1.25	2
20	364614	(000000-) Bumper, Rbr, 1.5d 0.63 0.31h	2
21	578717	(000000-) Screw, Hex, M8 X 1.25 X 50, Fl, Ss	2
22	1017218	(000000-) Washer, Flat, 0.32b 1.00d .12, Ss	2
23	07786	(000000-) Nut, Hex, Std, M8 X 1	2
24	49800	(000000-) Latch	2
25	49697	(000000-) Screw, Pan, Phl, M4 X 0.70 X 10, Ss	4
26	02850	(000000-) Nut, Hex, Lock, M4 X 0.70, NI	2
27	1061135	(000000-) Bracket, Mtg, Latch, Keeper	2
28	49697	(000000-) Screw, Pan, Phl, M4 X 0.70 X 10, Ss	2

Fig. 21 - Pre-Sweep Hopper and Vacuum Fan Group

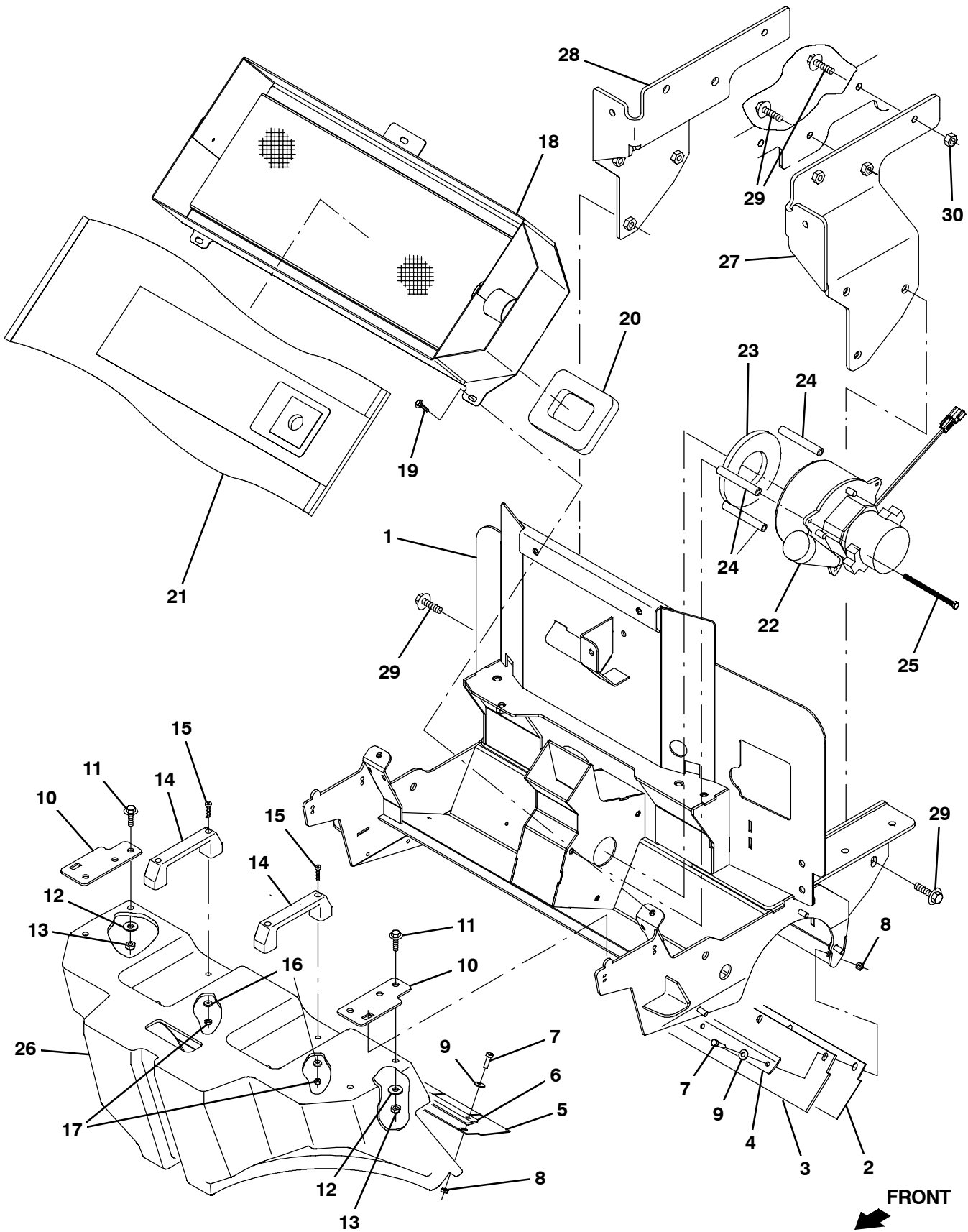


Fig. 21 - Pre-Sweep Hopper and Vacuum Fan Group

Ref.	Part No.	Serial Number	Description	Qty.
1	1054764	(000000-) Frame Wldt, Pre-Sweep	1
2	1054787	(000000-) Skirt, Rbr, .06, 03.36w 24.12l, 05/ Hole	1
3	1058111	(000000-) Skirt, Neo, .18, 03.94w 24.57l, 05/ SI	1
4	1058529	(000000-) Plate, Retainer, Skirt	1
5	1058110	(000000-) Skirt, Rbr, .06, 04.25w 024.09l, 05/ SI	1
6	1058529	(000000-) Plate, Retainer, Skirt	1
7	09007	(000000-) Screw, Hex, M6 X 1.00 X 25, Ss	10
8	08712	(000000-) Nut, Hex, Lock, M6 X 1.00, NI, Ss	10
9	01684	(000000-) Washer, Flat, 0.27b 0.69d .05, Ss	10
10	1060469	(000000-) Angle, Mtg, Hppr	2
11	1037354	(000000-) Screw, Hex, M8 X 1.25 X 30, 9.8, Sems	4
12	32491	(000000-) Washer, Flat, 0.31, Std	4
13	08709	(000000-) Nut, Hex, Lock, M8 X 1.25, NI	4
14	1023920	(000000-) Handle, Door	2
15	06935	(000000-) Screw, Pan, Phl, M5 X 0.80 X 25, 4.8	4
16	41178	(000000-) Washer, Flat, 0.25, Fendr	4
17	06549	(000000-) Nut, Hex, Lock, M5 X 0.80, NI	4
18	1057409	(000000-) Filterbox Wldt, Pre-Sweep	1
19	1036892	(000000-) Screw, Hex, M6 X 1.00 X 25, 9.8, Sems	3
20	1058695	(000000-) Gasket, .75, 03.94w 04.92l, Adh[Nitrile]	1
21	83269	(000000-) Bag, Wand, Vacuum [10/Pk]	1
▽	22	1056623	(000000-) Fan, Vacuum, 5.7d, 036vdc, 3 Stage	1
▲		1041772	(000000-) Brush Kit, Motor	1
▲		1041766	(000000-) Cover, Cooling Fan	1
23	10912	(000000-) Seal, Rbr, Clsd, 0.375, 5.0d 2.5h	1
24	1042580	(000000-) Tube, 0.25id 0.52od 03.4l, Stl	3
25	1043003	(000000-) Screw, Hex, M6 X 1.00 X 110mm, Ss	3
26	9008670	(000000-) Hopper, Pre-Sweep, Afmkt [T16]	1
27	1060115	(000000-) Plate, Frame, Mtg, Pre-Sweep, Lh	1
28	1059918	(000000-) Plate, Frame, Mtg, Rh	1
29	1037358	(000000-) Screw, Hex, M10 X 1.50 X 35, 9.8, Sems	14
30	41430	(000000-) Nut, Hex, Lock, M10 X 1.5, NI	2

Fig. 22 - Pre-Sweep Brush Drive Group

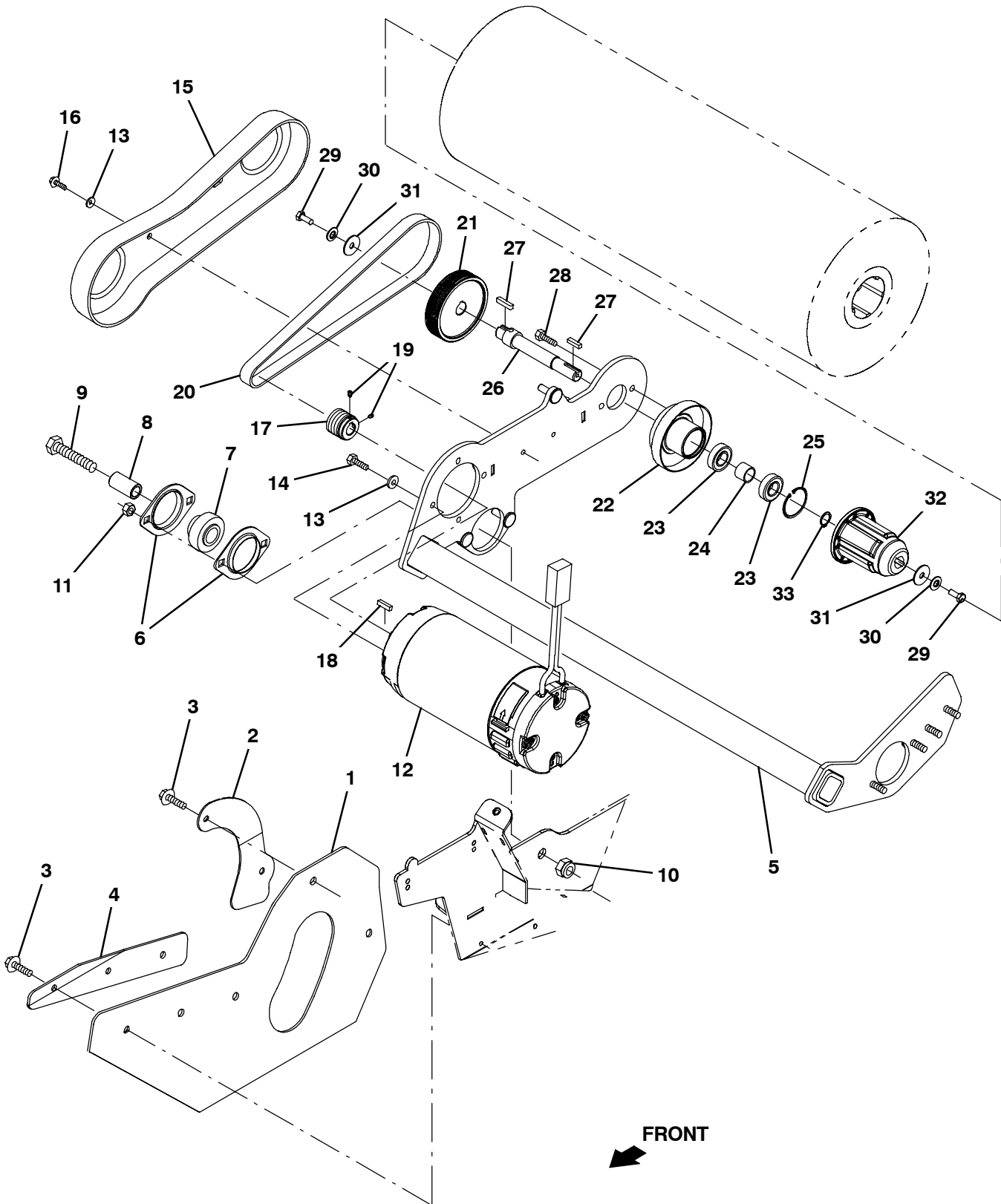


Fig. 22 - Pre-Sweep Brush Drive Group

Ref.	Part No.	Serial Number	Description	Qty.
1	1056813	(000000-) Skirt, Rbr, .12, 09.46w 18.93l, 04/ Hole	1
2	1058330	(000000-) Plate, Retainer, Skirt	1
3	361339	(000000-) Screw, Hex, M6 X 1.00 X 16, Fmg	5
4	1058329	(000000-) Plate, Retainer, Skirt	1
5	1054774	(000000-) Arm Wldt, Brush	1
6	35973	(000000-) Flange, Brg, 1.9id 2h	2
7	25887	(000000-) Bearing, W/ Collar, 0.75b 1.85d 1.06w	1
8	76392	(000000-) Tube, 0.51id 0.74od 01.4l, Stl, Pl	1
9	06972	(000000-) Screw, Hex, M12 X 1.75 X 60, 8.8	1
10	08711	(000000-) Nut, Hex, Lock, M12 X 1.75, NI	1
11	08709	(000000-) Nut, Hex, Lock, M8 X 1.25, NI	2
12	1053342	(000000-) Motor, Ele, 36vdc 1750rpm 1.00hp 22.0a	1
13	01684	(000000-) Washer, Flat, 0.27b 0.69d .05, Ss	6
14	08716	(000000-) Screw, Hex, M6 X 1.00 X 20, Ss	4
15	9008676	(000000-) Cover, Belt, Pre-Sweep, Afmkt [T16]	1
16	361339	(000000-) Screw, Hex, M6 X 1.00 X 16, Fmg	2
17	1054581	(000000-) Sheave, 07grv, 1.22pd 0.55b [Pj]	1
18	1014328	(000000-) Key, Sq, 05mm X 05mm, 25mml	1
19	222818	(000000-) Screw, Set, Soc, 08-32 X 0.25, NI	2
20	1058808	(000000-) Belt, Drive, 7grv [7pj]	1
21	1054591	(000000-) Sheave, 07grv, 03.3pd 0.63b [Pj]	1
22	1063363	(000000-) Housing Wldt, Brg, Pre-Sweep	1
23	28010	(000000-) Bearing, Ball, 0.62b 1.38d 0.43w	2
24	1055051	(000000-) Spacer, Brg	1
25	01513	(000000-) Ring, Retaining, Int,	1
26	1063326	(000000-) Shaft, Drive, Pre-Sweep, Lrg Brg	1
27	00911	(000000-) Key, Sq, 0.19 X 0.19, 0.75l	2
28	08716	(000000-) Screw, Hex, M6 X 1.00 X 20, Ss	2
29	09740	(000000-) Screw, Hex, M8 X 1.25 X 20, Ss	2
30	01685	(000000-) Washer, Flat, 0.38b 0.88d .08, Ss	2
31	41186	(000000-) Washer, Flat, Belleville, .31	2
32	12269	(000000-) Plug, Drive, Brush, Nyl	1
33	01516	(000000-) Ring, Retaining, Ext, 0.59d, Basic	1

Fig. 23 - Pre-Sweep Brush Idler Group

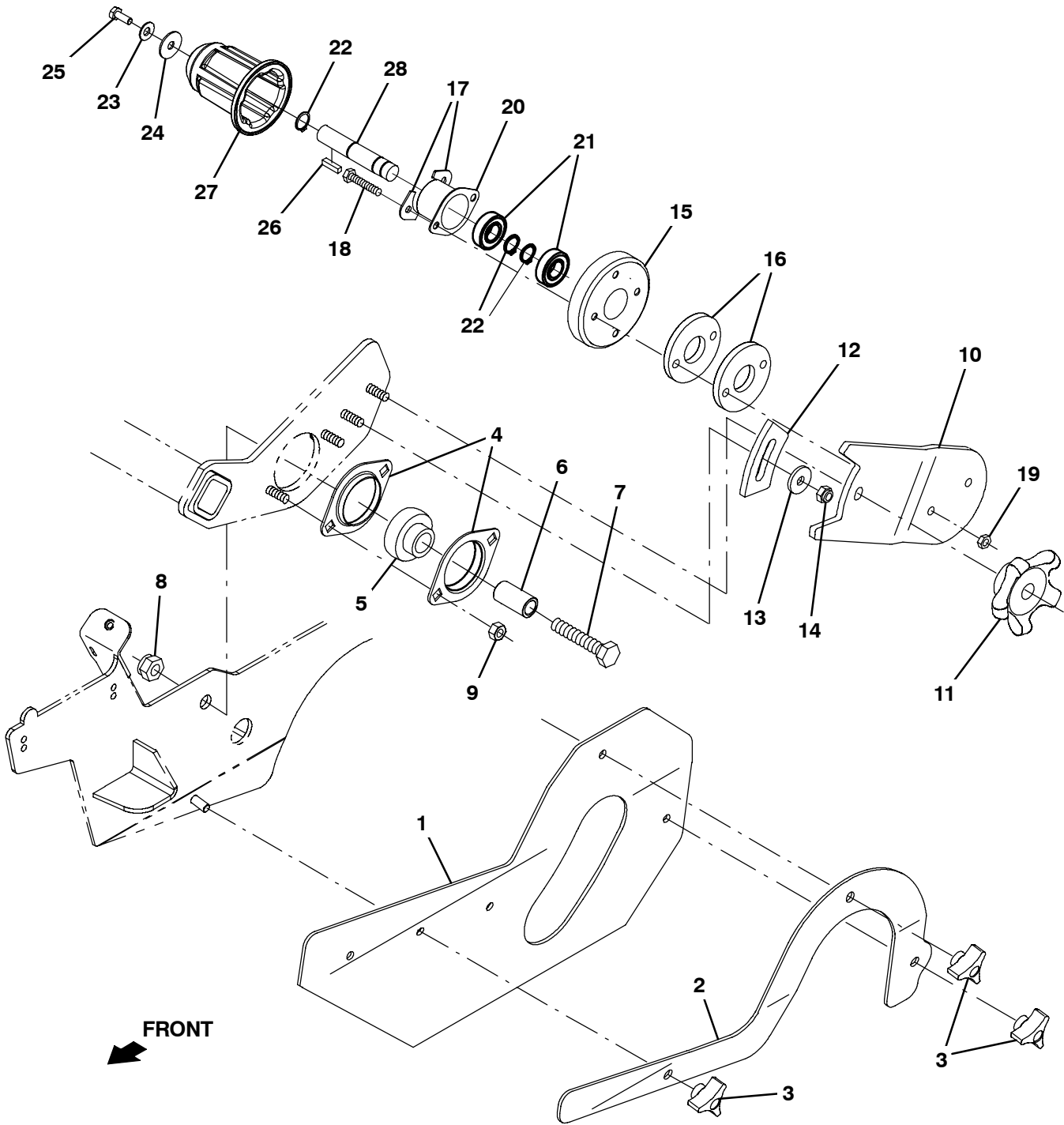


Fig. 23 - Pre-Sweep Brush Idler Group

Ref.	Part No.	Serial Number	Description	Qty.
1	1056813	(000000-) Skirt, Rbr, .12, 09.46w 18.93l, 04/ Hole	1
2	1058247	(000000-) Plate, Door, Brush	1
3	222470	(000000-) Knob, Star, 1.50d 0.88l 3ear M8x1.25 Fem	3
4	35973	(000000-) Flange, Brg, 1.9id 2h	2
5	25887	(000000-) Bearing, W/ Collar, 0.75b 1.85d 1.06w	1
6	76392	(000000-) Tube, 0.51id 0.74od 01.4l, Stl, Pl	1
7	06972	(000000-) Screw, Hex, M12 X 1.75 X 60, 8.8	1
8	08711	(000000-) Nut, Hex, Lock, M12 X 1.75, NI	1
9	08709	(000000-) Nut, Hex, Lock, M8 X 1.25, NI	2
10	1056189	(000000-) Arm, Brush, Pre-Sweep, Idler, Lh	1
11	1054948	(000000-) Knob Assy, Star, 3.21d 5ear M8	1
12	81884	(000000-) Plate, Arm, Adj	1
13	1017218	(000000-) Washer, Flat, 0.32b 1.00d .12, Ss	1
14	08713	(000000-) Nut, Hex, Lock, M8 X 1.25, NI, Ss	1
15	32720	(000000-) Shield, Plug, Drive	1
16	392215	(000000-) Spacer, Arm, Brush	2
17	32408	(000000-) Plate, Hold-Down	2
18	1040803	(000000-) Screw, Hex, M6 X 1.00 X 30mm, Ss	2
19	08708	(000000-) Nut, Hex, Lock, M6 X 1.00, NI	2
20	41362	(000000-) Housing, Flng, Brg	1
21	41360	(000000-) Bearing, Ball, 0.59b 1.26d 0.35w[2seal]	2
22	01516	(000000-) Ring, Retaining, Ext, 0.59d, Basic	3
23	397779	(000000-) Washer, Flat, 0.28b 1.00d .06, Stl, Blk	1
24	41185	(000000-) Washer, Flat, Belleville, .25	1
25	11329	(000000-) Screw, Hex, M6 X 1.00 X 16, NI, Ss	1
26	00911	(000000-) Key, Sq, 0.19 X 0.19, 0.75l	1
27	12269	(000000-) Plug, Drive, Brush, Nyl	1
28	15522	(000000-) Shaft, Idler, Brush, Main	1

Fig. 24 - Pre-Sweep Side Brush Group

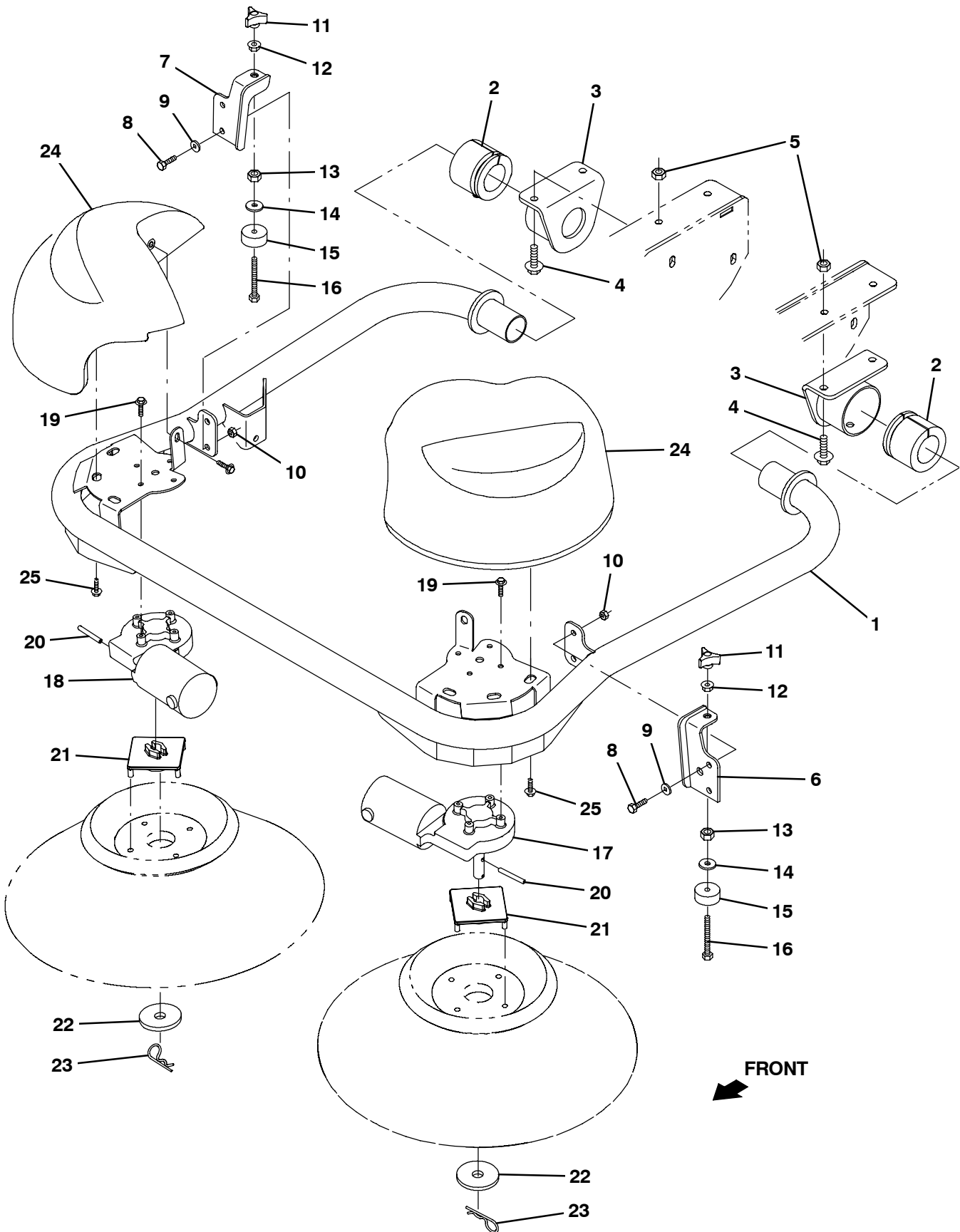


Fig. 24 - Pre-Sweep Side Brush Group

Ref.	Part No.	Serial Number	Description	Qty.	
1	1056832	(000000-) Tube Wldt, Arm, Brush, Side	1	
2	1053815	(000000-) Bushing, Flex, Ure	2	
3	1060210	(000000-) Housing Wldt, Pivot	2	
4	1037358	(000000-) Screw, Hex, M10 X 1.50 X 35, 9.8, Sems	4	
5	41430	(000000-) Nut, Hex, Lock, M10 X 1.5, NI	4	
6	1063419	(000000-) Bracket Wldt, Brush, Adj, Lh	1	
7	1063416	(000000-) Bracket Wldt, Brush, Adj, Rh	1	
8	09010	(000000-) Screw, Hex, M8 X 1.25 X 25, Ss	4	
9	01685	(000000-) Washer, Flat, 0.38B 0.88D .08, Ss	4	
10	08713	(000000-) Nut, Hex, Lock, M8 X 1.25, NI, Ss	4	
11	222470	(000000-) Knob, Star, 1.50d 0.88l 3ear M8x1.25 Fem	2	
12	07791	(000000-) Nut, Hex, Flng, M8 X 1.25	2	
13	07786	(000000-) Nut, Hex, Std, M8 X 1	2	
14	1017218	(000000-) Washer, Flat, 0.32b 1.00d .12, Ss	2	
15	364614	(000000-) Bumper, Rbr, 1.5d 0.63 0.31h	2	
16	1060394	(000000-) Screw, Hex, M8 X 1.25 X 80, 8.8, Fl	2	
▽	17	1048821	(000000-) Motor, Ele, 36vdc 0.08hp 0068rpm Gear Lh	1
▲		81919	(000000-) Brush Assy, Carbon, Motor, Ele [1pc]	1
▲		80127	(000000-) Cap, Brush, Motor, Ele	2
▲		369795	(000000-) Brushholder, Motor, Ele	2
▲		369796	(000000-) Clip, Motor, Ele	2
▽	18	1048855	(000000-) Motor, Ele, 36vdc 0.08hp 0068rpm Gear Rh	1
▲		81919	(000000-) Brush Assy, Carbon, Motor, Ele [1pc]	1
▲		80127	(000000-) Cap, Brush, Motor, Ele	2
▲		369795	(000000-) Brushholder, Motor, Ele	2
▲		369796	(000000-) Clip, Motor, Ele	2
	19	1036892	(000000-) Screw, Hex, M6 X 1.00 X 25, 9.8, Sems	8
	20	11398	(000000-) Pin, Roll, .250d X 2.00l, .250/.256	2
	21	1017441	(000000-) Plate, Adapter, Brush	2
	22	1017802	(000000-) Washer, Flat, 0.66b 2.50d .19, Ss	2
	23	02942	(000000-) Pin, Hair, Cotter, 0.62d .120 Wir	2
	24	9008668	(000000-) Cover, Sba, Afmkt [T16]	2
	25	1020341	(000000-) Screw, Hex, M8 X 1.25 X 20, Ss, Sems	8

Fig. 25 - Pre-Sweep Brush Lift Group

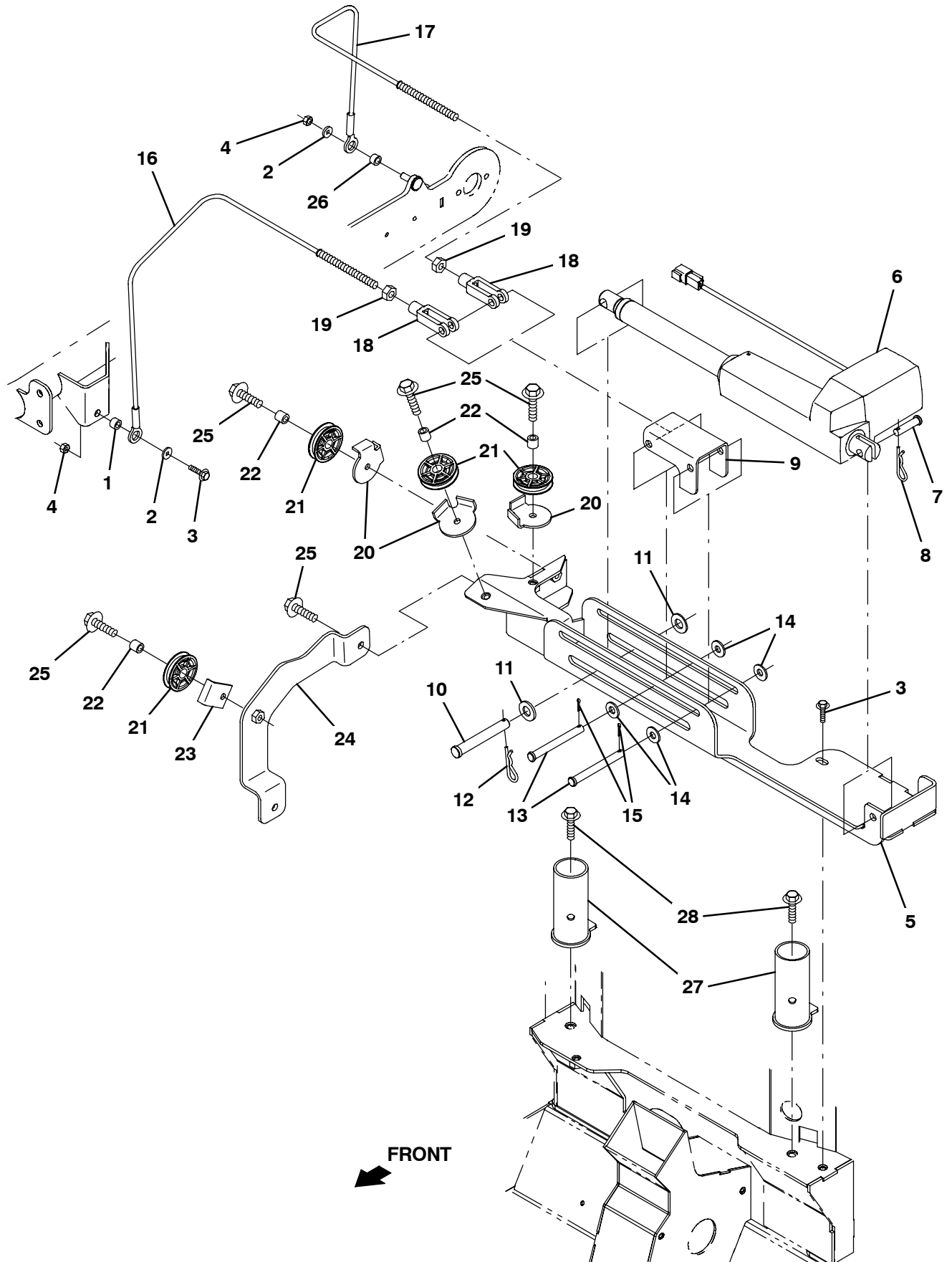


Fig. 25 - Pre-Sweep Brush Lift Group

Ref.	Part No.	Serial Number	Description	Qty.
1	222516	(000000-) Sleeve, P/M, 0.32b 0.50d 0.3l [430ss]	1
2	1017218	(000000-) Washer, Flat, 0.32b 1.00d .12, Ss	2
3	1037355	(000000-) Screw, Hex, M8 X 1.25 X 35, 9.8, Sems	3
4	08709	(000000-) Nut, Hex, Lock, M8 X 1.25, NI	2
5	1057982	(000000-) Bracket Wldt, Mtg, Actuator	1
6	1057841	(000000-) Actuator, 36vdc, 06.0strk, 0562lb	1
7	29558	(000000-) Pin, Clevis, 0.37d X 1.50l	1
8	140626	(000000-) Pin, Cotter, Hair, 0.25d .125 Wir	1
9	1059657	(000000-) Bracket, Mtg, Lift	1
10	06474A	(000000-) Pin, Clevis, 0.50d X 3.50l	1
11	32486	(000000-) Washer Flat,0.50,Sae	2
12	140626	(000000-) Pin, Cotter, Hair, 0.25d .125 Wir	1
13	57598	(000000-) Pin, Clevis, 0.37d X 3.25l	2
14	01685	(000000-) Washer, Flat, 0.38b 0.88d .08, Ss	4
15	08172	(000000-) Pin, Cotter, .094 X 0.50	2
16	1057907	(000000-) Cable, Glv .13d 021.2l .50eye / M10	1
17	1057915	(000000-) Cable, Glv .13d 026.5l .50eye / M10	1
18	12267	(000000-) Clevis, Adj, 0.38pin, M10x1.5	2
19	07787	(000000-) Nut, Hex, Std, M10 X 1.50, Ss	2
20	1060348	(000000-) Bracket, Keeper, Cable	3
21	369781	(000000-) Pulley, Cable, 1.5d Nyl	4
22	222460	(000000-) Sleeve, P/M, 0.32b 0.50d 0.5l [430ss]	4
23	54400	(000000-) Bracket, Angle, Keeper, Cable	1
24	1063542	(000000-) Bracket, Mtg, Cable	1
25	1037355	(000000-) Screw, Hex, M8 X 1.25 X 35, 9.8, Sems	6
26	360801	(000000-) Sleeve, 0.32b 0.50d 0.3l, 2cham, Ss	1
27	1059027	(000000-) Bracket Wldt, Mtg, Ohg	2
28	1037358	(000000-) Screw, Hex, M10 X 1.50 X 35, 9.8, Sems	2

Fig. 26 - Pre-Sweep Electrical Group

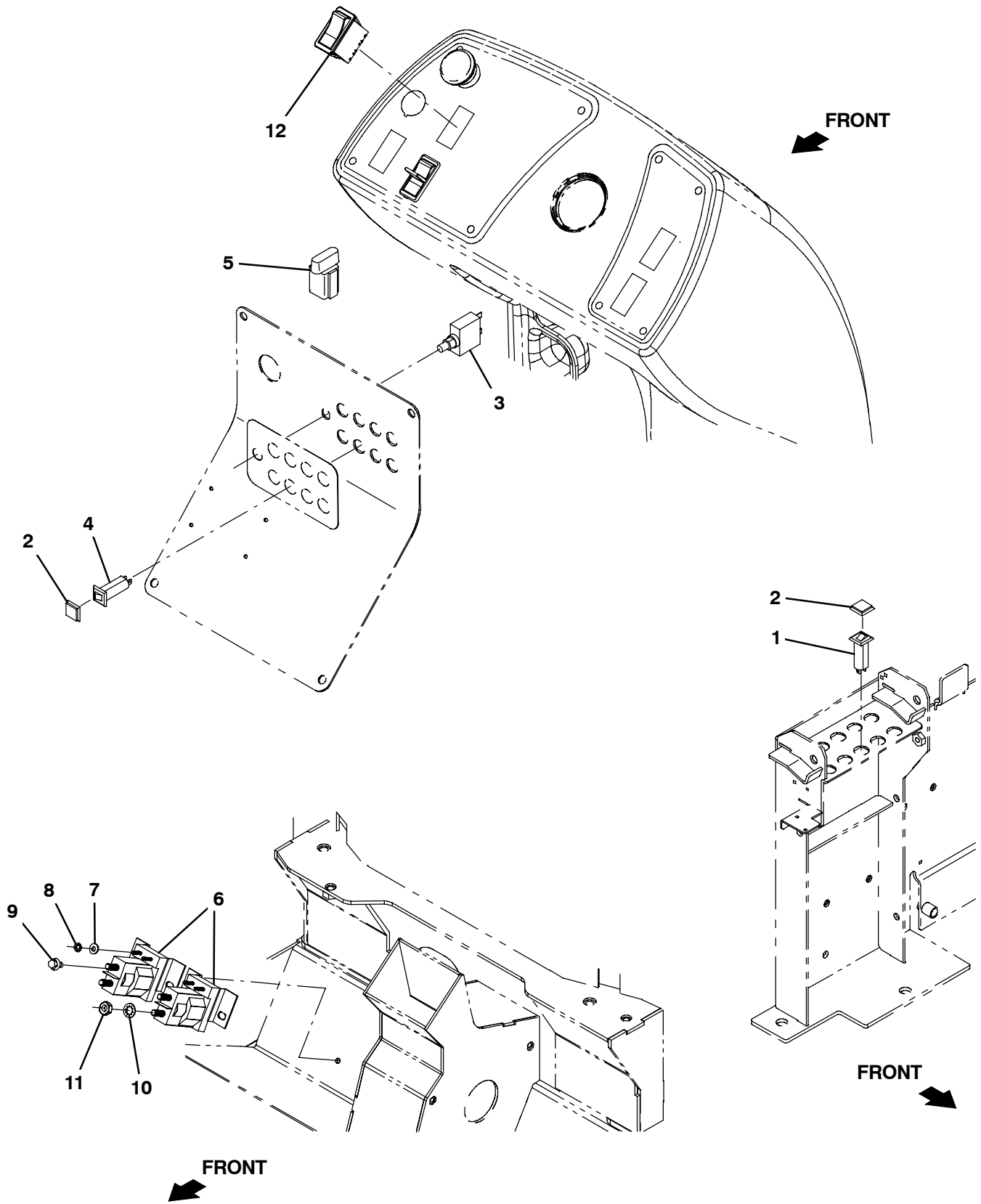


Fig. 26 - Pre-Sweep Electrical Group

Ref.	Part No.	Serial Number	Description	Qty.
1	1064189	(000000-) Circuitbreaker, 20.0a, Resetable	1
2	1064191	(000000-) Boot, Circuitbreaker	2
3	383724	(000000-) Circuitbreaker, 25.0a, Resetable	1
4	1064188	(000000-) Circuitbreaker, 15.0a, Resetable	1
5	1056982	(000000-) Diode, Ele, Plug	6
6	386810	(000000-) Contactor, 36vdc, 100a, Sp, No	2
7	19065	(000000-) Washer, Flat, 0.19b 0.44d .05, Pl, 08	4
8	32980	(000000-) Washer, Lock, Int, 10	4
9	222158	(000000-) Screw, Hex, M6 X 1.00 X 10, Fmg	4
10	32984	(000000-) Washer, Lock, Int, 0.31	4
11	20170	(000000-) Nut, Hex, Jam, .31-24	4
12	377084	(000000-) Switch, Rocker, Prgrsv	1

Fig. 27 - Pre-Sweep Wire Harnesses Group

Ref.	Part No.	Serial Number	Description	Qty.
1	1056980	(000000-) Harness, Swpr [T16]	1

Fig. 28 - Side Brush Lift Group

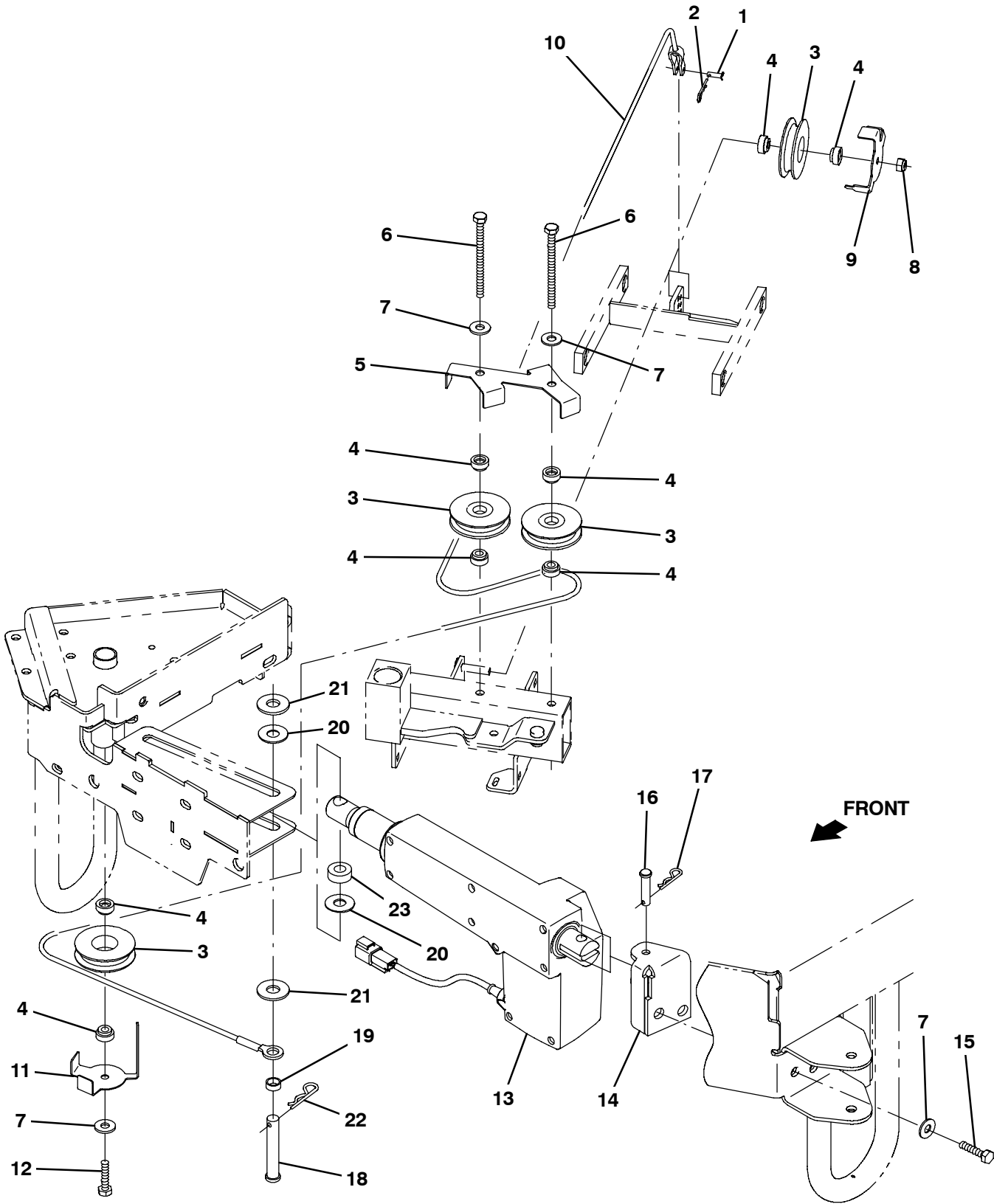


Fig. 28 - Side Brush Lift Group

Ref.	Part No.	Serial Number	Description	Qty.
1	77488	(000000-) Pin, Clevis, 0.19d X 0.63l	1
2	86866	(000000-) Pin, Cotter, Hair, 0.38d .072 Wir	1
3	80235	(000000-) Sheave, Idler, 015mmid, 2.44pd	4
4	80487	(000000-) Spacer, Idler .25 Lg	8
5	1053541	(000000-) Bracket, Retainer	1
6	386299	(000000-) Screw, Hex, M8 X 1.25 X 100, Ss	2
7	01685	(000000-) Washer, Flat, 0.38b 0.88d .08, Ss	5
8	08713	(000000-) Nut, Hex, Lock, M8 X 1.25, NI, Ss	1
9	1051470	(000000-) Angle, Keeper, Cable	1
10	1054379	(000000-) Cable, Ss .13d 032.0l .2clevis /.50eye	1
11	1054352	(000000-) Angle, Keeper, Cable	1
12	09023	(000000-) Screw, Hex, M8 X 1.25 X 35, FI, Ss	1
13	1057841	(000000-) Actuator, 36vdc, 06.0strk, 0562lb	1
14	1057905	(000000-) Bracket Wldt, Actuator, Sba	1
15	09010	(000000-) Screw, Hex, M8 X 1.25 X 25, Ss	2
16	94877	(000000-) Pin, Clevis, 10mmd X	1
17	44906	(000000-) Pin, Cotter, Hair, 0.38d .093 Wir	1
18	23683	(000000-) Pin, Clevis, 0.50d X 3.00l	1
19	140145	(000000-) Sleeve, P/M, 0.51b 0.63d 0.3l, PI	1
20	86952	(000000-) Washer, Flat, 0.52b 1.25d .06, Nyl	2
21	32493	(000000-) Washer, Flat, 0.50, Std	2
22	02942	(000000-) Pin, Hair, Cotter, 0.62d .120 Wir	1
23	1007705	(000000-) Washer, Flat, 0.50b 1.00d .38, Stl, PI	1

Fig. 29 - Side Brush Motor and Squeegee Group

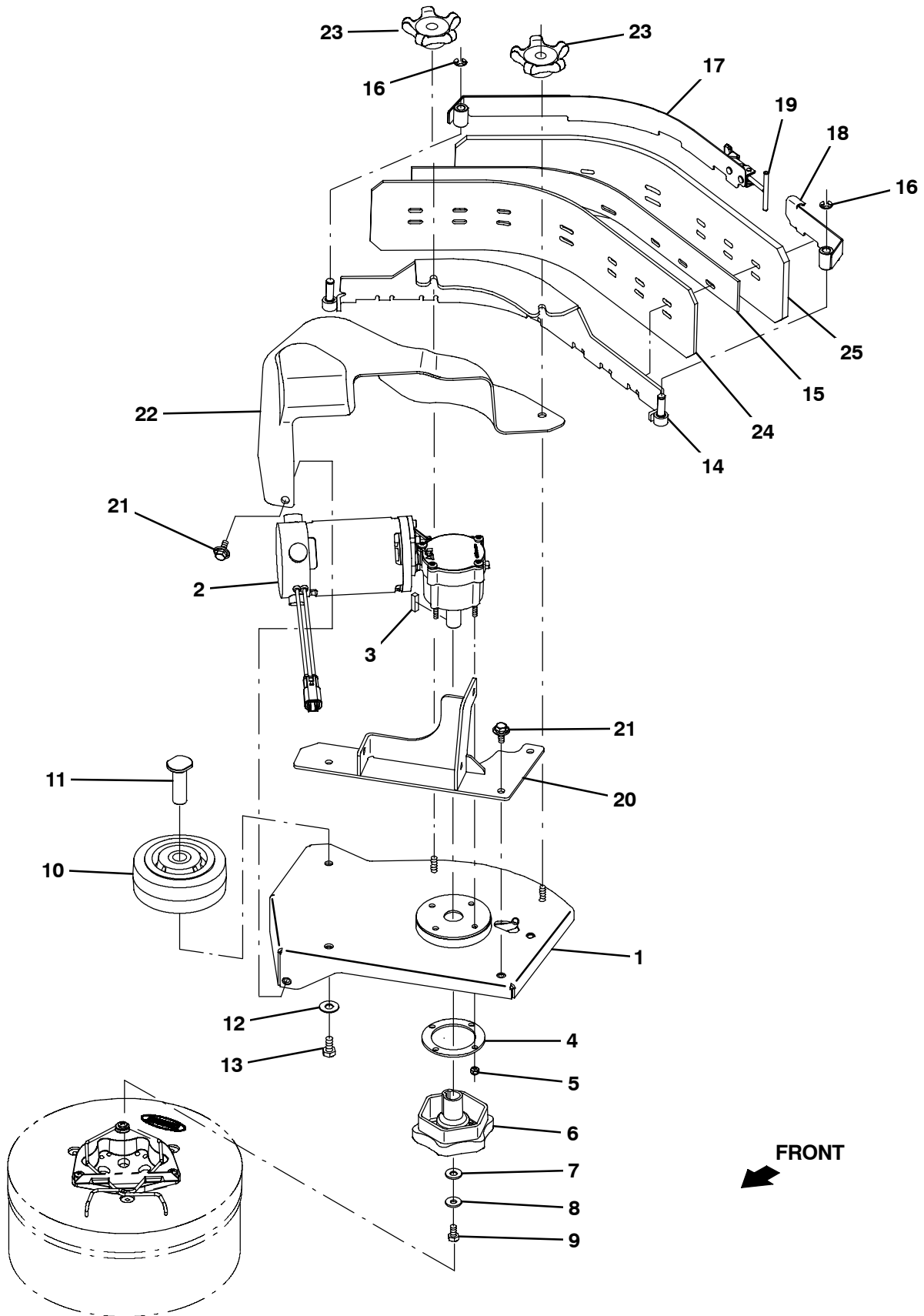


Fig. 29 - Side Brush Motor and Squeegee Group

Ref.	Part No.	Serial Number	Description	Qty.
	1	1052848	(000000-) Plate Wldt, Deck, Sba	1
▽	2	1052754	(000000-) Motor, Ele, 36vdc 0320rpm 0.63hp Gear	1
▲		9008737	(000000-) Brush Kit, Motor, 1052754	1
	3	00928	(000000-) Key, Sq, 0.25 X 0.25, 1.00l	1
	4	1013821	(000000-) Plate, Sppt	1
	5	08712	(000000-) Nut, Hex, Lock, M6 X 1.00, NI, Ss	4
	6	377364	(000000-) Hub, Drive, Brush, Disk, 0.75b [6t]	1
	7	01685	(000000-) Washer, Flat, 0.38b 0.88d .08, Ss	1
	8	41186	(000000-) Washer, Flat, Belleville, .31	1
	9	15675	(000000-) Screw, Hex, M8 X 1.25 X 16, Ss	1
	10	1052962	(000000-) Wheel, 05.0d 2.00w 0.75b, Gray, W/ Bshg	1
	11	1052971	(000000-) Sleeve, Wheel, Sba	1
	12	01686	(000000-) Washer, Flat, 0.44b 1.00d .08, Ss	1
	13	09291	(000000-) Screw, Hex, M10 X 1.50 X 20, Ss	1
	14	1059557	(000000-) Frame Wldt, Sqge	1
	15	1053920	(000000-) Spacer, Sqge, Neo	1
	16	24555	(000000-) Ring, Retaining, Ext, 0.38d, [E-Ring]	2
	17	1056779	(000000-) Clamp Wldt, Front	1
	18	1056777	(000000-) Clamp Wldt, Rear	1
	19	1054312	(000000-) Hook Wldt, Latch	1
	20	1053593	(000000-) Mount Wldt, Arm	1
	21	1020341	(000000-) Screw, Hex, M8 X 1.25 X 20, Ss, Sems	4
	22	9008672	(000000-) Cover, Motor, Afrmkt [T16]	1
	23	1054948	(000000-) Knob Assy, Star, 3.21d 5ear M8	2
	24	1053919	(000000-) Blade, Sqge, Sba, Inner [Linatex]	1
	24	1060350	(000000-) Blade, Sqge, Sba, Inner [Ure 50d]	1
	24	1060366	(000000-) Blade, Sqge, Sba, Inner [Gum]	1
	25	1059457	(000000-) Blade, Sqge [Outer Dual-D]	1
	25	1060351	(000000-) Blade, Sqge, Sba, Outer [Ure 50d]	1
	25	1060367	(000000-) Blade, Sqge, Sba, Outer [Gum]	1

Fig. 30 - Side Brush Pivot Group

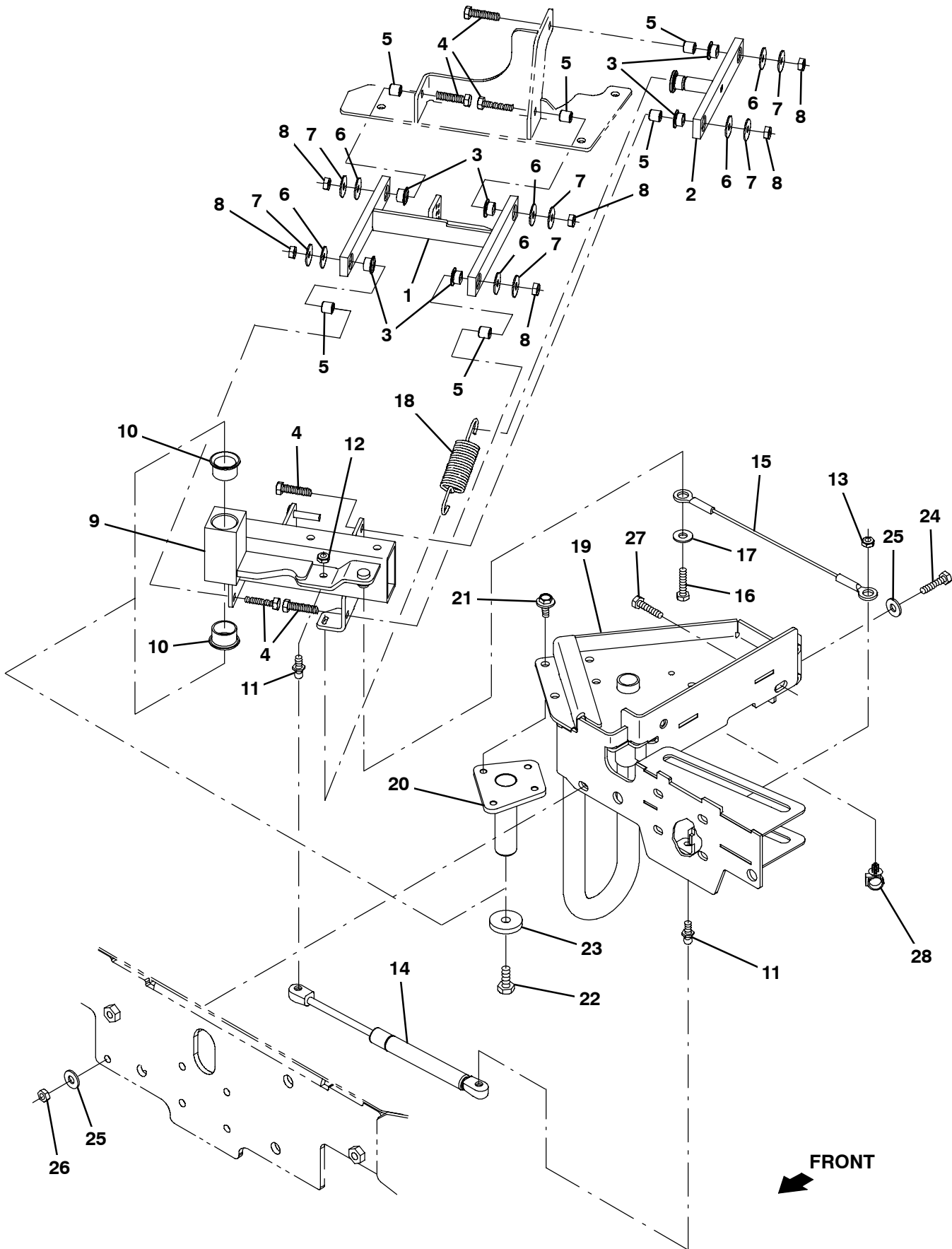


Fig. 30 - Side Brush Pivot Group

Ref.	Part No.	Serial Number	Description	Qty.
1	1052866	(000000-) Arm Wldt, Lower, Sba	1
2	1054061	(000000-) Arm Wldt, Upper	1
3	1051204	(000000-) Bushing, Flng, 0.50b 0.59d 0.38l	6
4	09023	(000000-) Screw, Hex, M8 X 1.25 X 35, Fl, Ss	6
5	222460	(000000-) Sleeve, P/M, 0.32b 0.50d 0.5l [430ss]	6
6	1052194	(000000-) Washer, Thrust, 0.34b 1.00d .06 [Garlok]	6
7	01685	(000000-) Washer, Flat, 0.38b 0.88d .08, Ss	6
8	08713	(000000-) Nut, Hex, Lock, M8 X 1.25, NI, Ss	6
9	1052921	(000000-) Pivot Wldt, Sba	1
10	56166	(000000-) Bushing, Flng, 1.00b 1.13d 0.75l	2
11	58494	(000000-) Stud, Ball, .39d .31-16, Gasspring	2
12	01760	(000000-) Nut, Hex, Lock, .31-18, NI, Thin	1
13	1059135	(000000-) Nut, Retainer, .31-18 0.48d 0.20l	1
14	1051379	(000000-) Gasspring, 90lb, 3.9strk	1
15	1057265	(000000-) Cable, Ss .09d 011.5l .50eye /.50eye	1
16	386868	(000000-) Screw, Hex, M8 X 1.25 X 12, Ss	1
17	01685	(000000-) Washer, Flat, 0.38b 0.88d .08, Ss	1
18	1052034	(000000-) Spring, Extn, 1.13od 0.13wir 04.50l	1
19	1053222	(000000-) Bracket Wldt, Mtg, Sba	1
20	1053144	(000000-) Pin Wldt, Pivot	1
21	1037346	(000000-) Screw, Hex, M8 X 1.25 X 25, 9.8, Sems	4
22	09028	(000000-) Screw, Hex, M10 X 1.50 X 25, Ss	1
23	1053146	(000000-) Washer, Thrust, 0.41b 1.50d 0.25w	1
24	09011	(000000-) Screw, Hex, M8 X 1.25 X 30, Ss	3
25	01685	(000000-) Washer, Flat, 0.38b 0.88d .08, Ss	6
26	08713	(000000-) Nut, Hex, Lock, M8 X 1.25, NI, Ss	3
27	09010	(000000-) Screw, Hex, M8 X 1.25 X 25, Ss	2
28	1058537	(000000-) Clip, Wire, Snap-In, .47d	1

Fig. 31 - Side Brush Dust Control Group

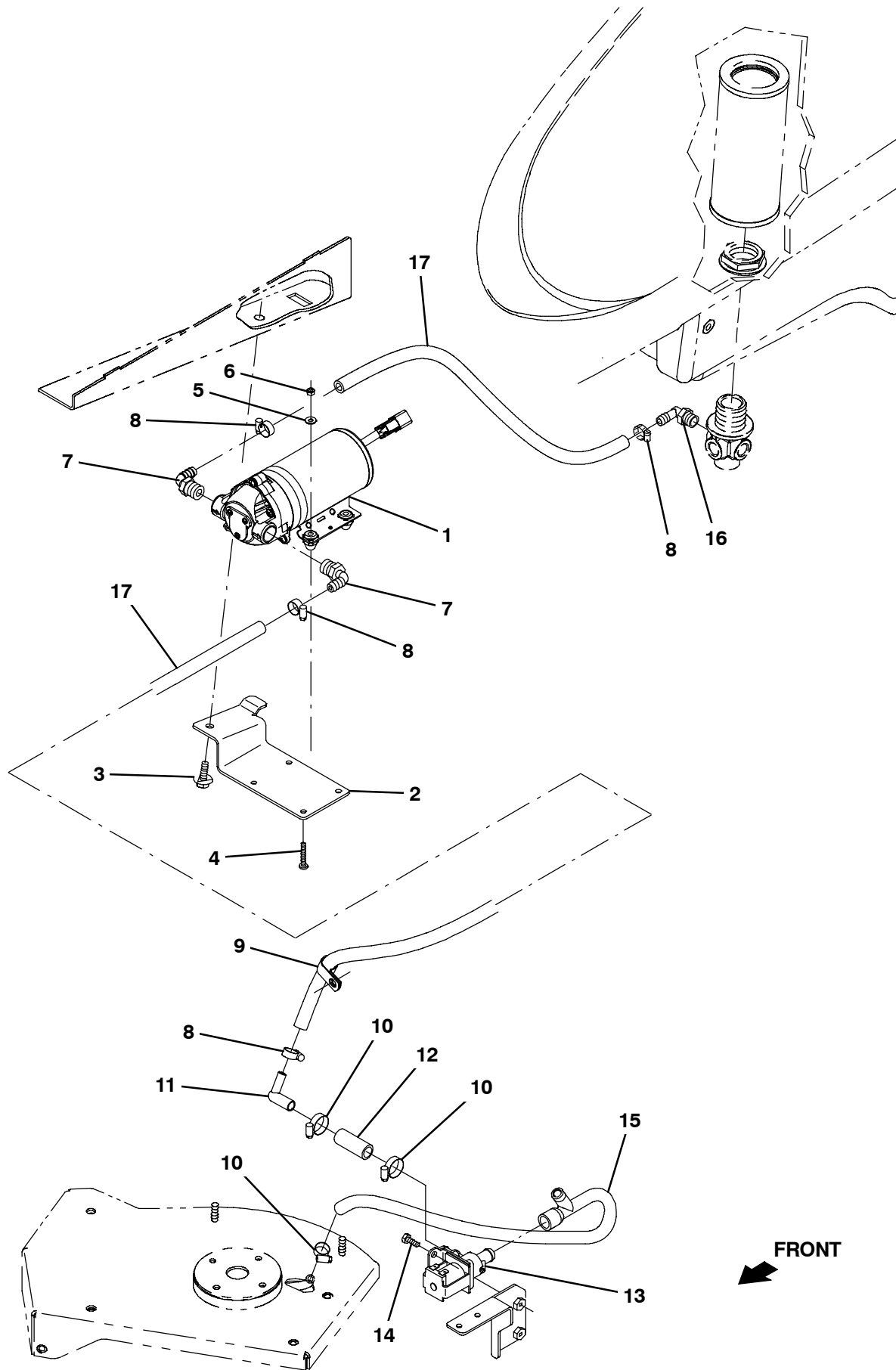


Fig. 31 - Side Brush Dust Control Group

Ref.	Part No.	Serial Number	Description	Qty.
1	1054897	(000000-) Pump, Soltn, Ele, 36vdc	1
2	1055249	(000000-) Bracket, Pump	1
3	1020341	(000000-) Screw, Hex, M8 X 1.25 X 20, Ss, Sems	1
4	140293	(000000-) Screw, Pan, M5 X 0.80 X 30, Ss	4
5	01683	(000000-) Washer, Flat, 10, Ss	4
6	09739	(000000-) Nut, Hex, Lock, M5 X 0.80, NI, Ss	4
7	1005630	(000000-) Fitting, Plstc, E90, Bm06/Pm06, Nyl	2
8	43844	(000000-) Clamp, Hose, Wormdrive, 0.25-0.62d, .31w	4
9	67767	(000000-) Clamp, Cable, Stl, 0.69d X 0.62w, 1hole	1
10	54333	(000000-) Clamp, Hose, Wormdrive, 0.31-0.88d, .31w	3
11	222376	(000000-) Fitting, Plstc, E90, Bm06/Bm08	1
12	1011403	(000000-) Hose, Afmkt, Pvc, Brd, 0.50id, 01ft, Clr	1
13	1059587	(000000-) Valve, Water, Solenoid, 36Vdc Bm10/Bm10	1
14	15678	(000000-) Screw, Hex, M6 X 1.00 X 16, Ss	2
15	1053615	(000000-) Manifold, Soltn, Sba	1
16	150412	(000000-) Fitting, Plstc, E90, Bm06/Pm06	1
17	1014976	(000000-) Hose, Afmkt, Pvc, Brd, 0.38id, 08ft, Clr	1

Fig. 32 - Side Brush Bumper Group

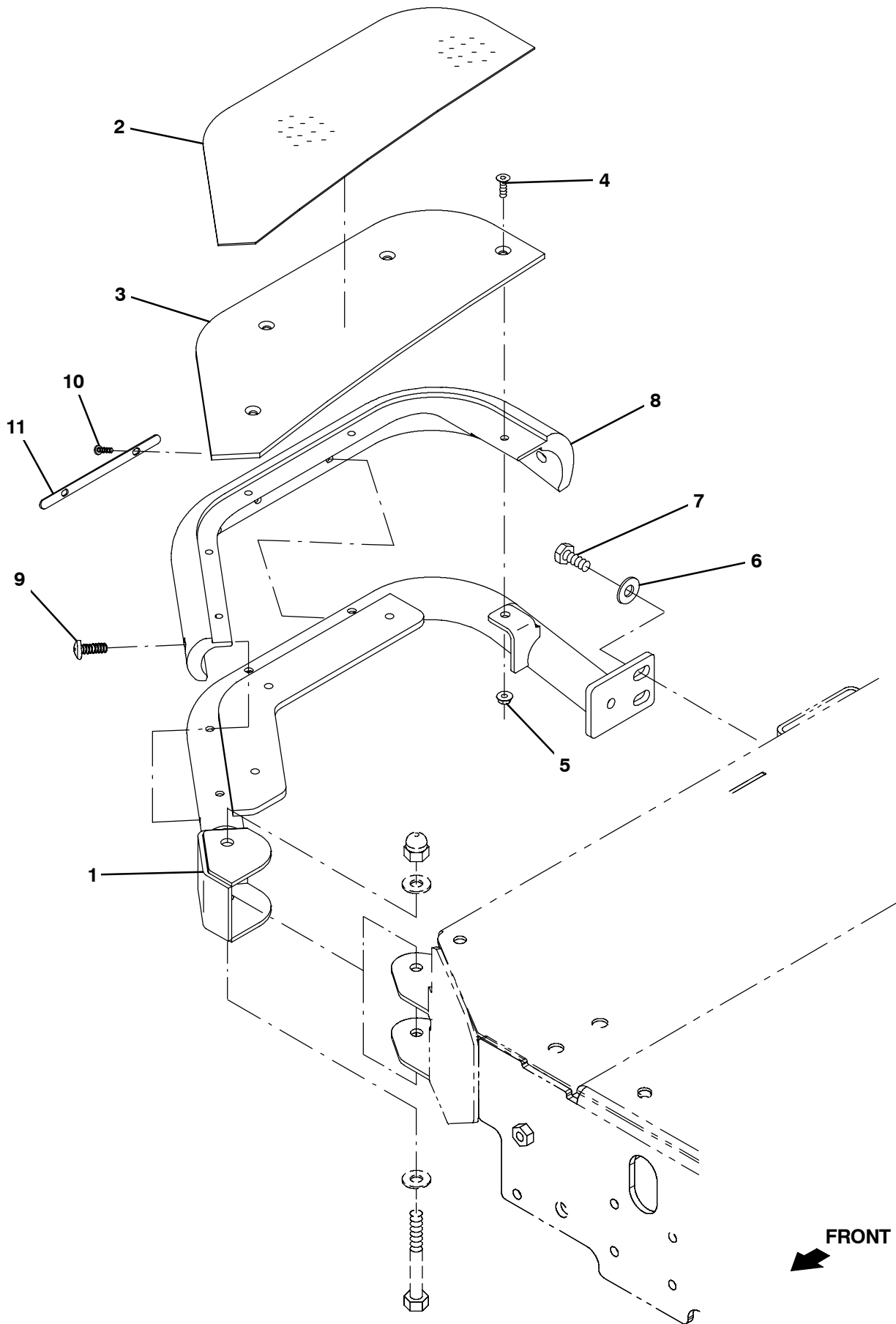


Fig. 32 - Side Brush Bumper Group

Ref.	Part No.	Serial Number	Description	Qty.
1	1060381	(000000-) Guard Wldt, Sba	1
2	1060382	(000000-) Tread, Non-Skid, Step, 06.5w 16.3l, Sba	1
3	1060383	(000000-) Plate, Step	1
4	16879	(000000-) Screw, Flt, Soc, M6 X 1.00 X 20, 10.9	4
5	07790	(000000-) Nut, Hex, Flng, M6 X 1.00	4
6	01686	(000000-) Washer, Flat, 0.44b 1.00d .08, Ss	2
7	09028	(000000-) Screw, Hex, M10 X 1.50 X 25, Ss	2
8	1060380	(000000-) Bumper, Sba	1
9	1031665	(000000-) Screw, Pan, M8 X 1.25 X 25, Blk	2
10	24265	(000000-) Screw, Pan, Phl, M4 X 0.70 X 16, Ss	2
11	1060426	(000000-) Plate, Washer, Bmpr	1

Fig. 33 - Side Brush Electrical Group

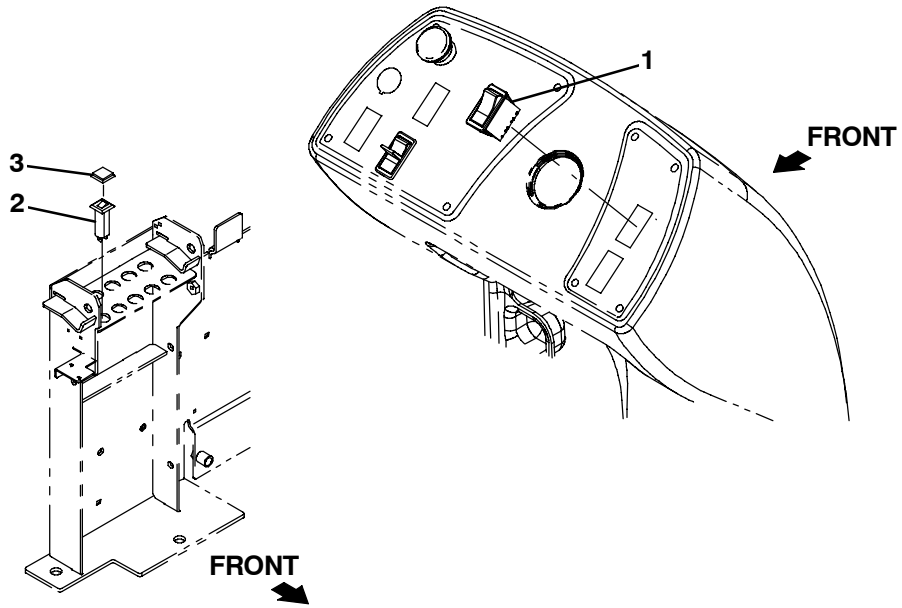


Fig. 33 - Side Brush Electrical Group

Ref.	Part No.	Serial Number	Description	Qty.
1	397889	(000000-) Switch, Rocker, Dpst, On / None / On	1
2	1064184	(000000-) Circuitbreaker, 02.5a, Resetable	1
3	1064191	(000000-) Boot, Circuitbreaker	1

Fig. 34 - Deluxe Seat Kit

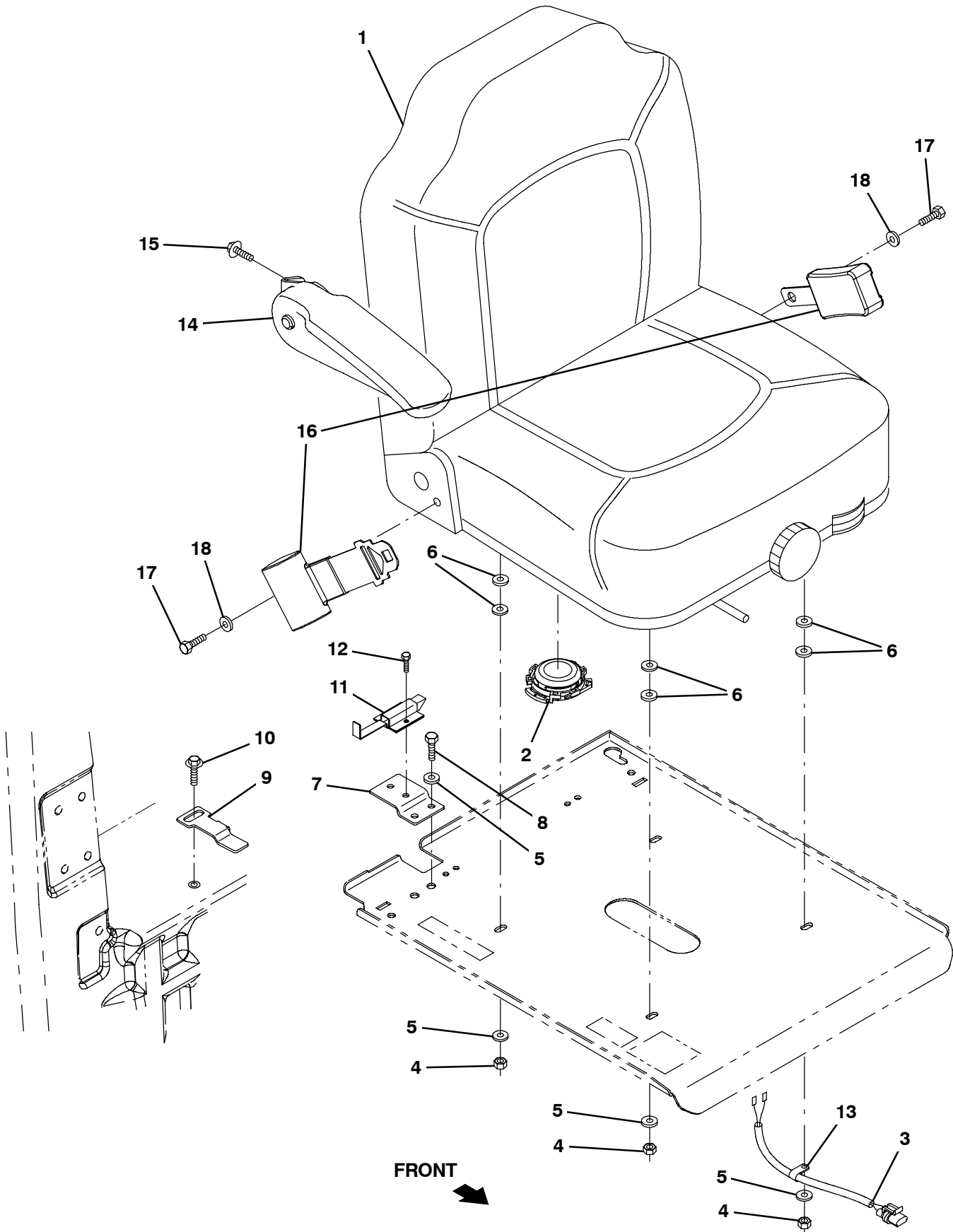
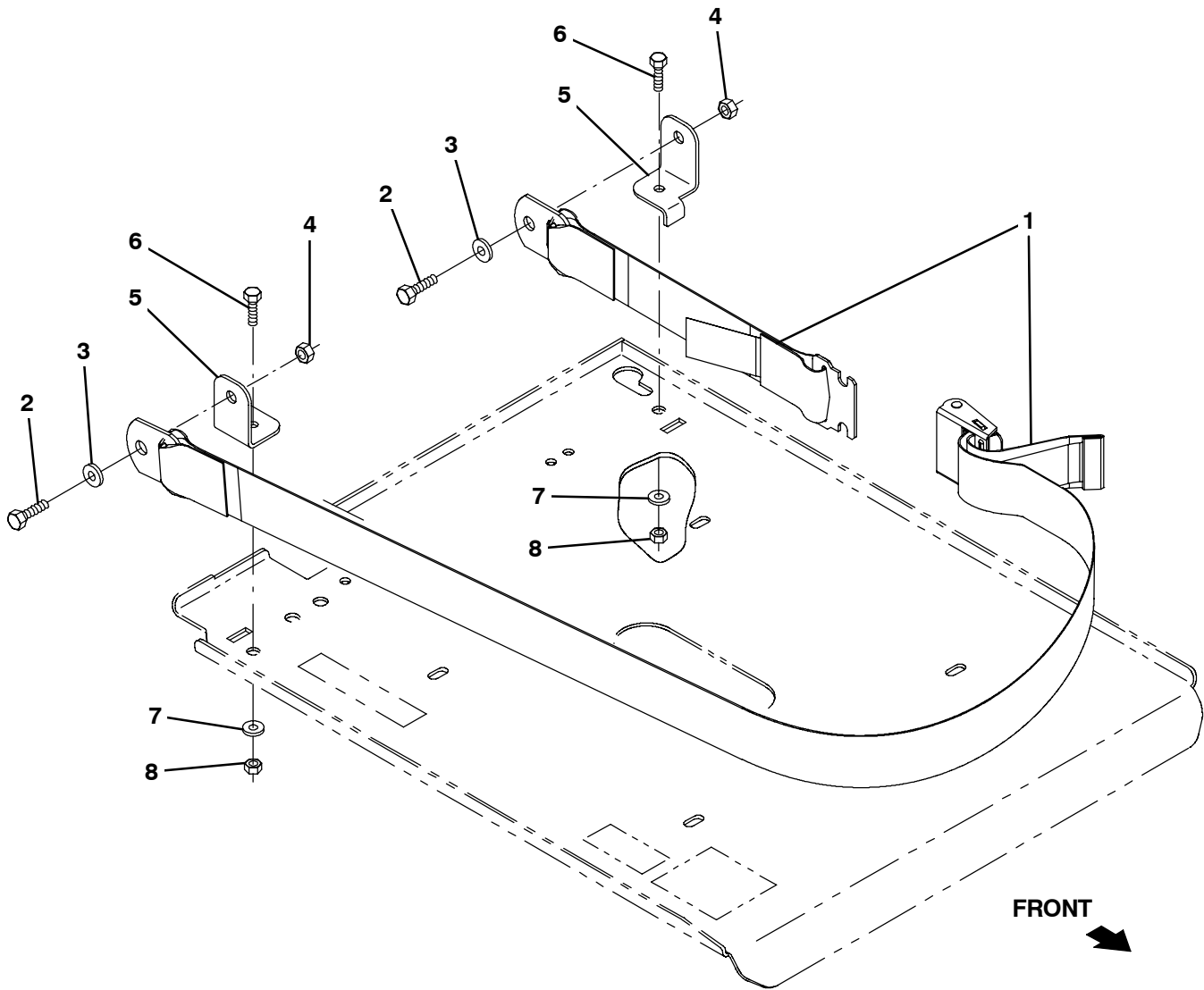


Fig. 34 - Deluxe Seat Kit

	Ref.	Part No.	Serial Number	Description	Qty.
▽		9008033	(000000-) Seat Kit, Dlx, Ci [T16]	1
▲	1	223595	(000000-) Seat, Suspension [Michigan Model V-5200]	1
▲	2	223078	(000000-) Switch, Seat, No [Delta 6500]	1
▲	3	223330	(000000-) Harness, Switch, Seat [7200]	1
▲	4	01760	(000000-) Nut, Hex, Lock, .31-18, NI, Thin	4
▲	5	32491	(000000-) Washer, Flat, 0.31, Std	6
▲	6	1017218	(000000-) Washer, Flat, 0.32b 1.00d .12, Ss	8
▲	7	1059310	(000000-) Bracket, Mtg, Latch	1
▲	8	16735	(000000-) Screw, Hex, M8 X 1.25 X 16, 8.8	2
▲	9	1056364	(000000-) Bracket, Latch	1
▲	10	1020341	(000000-) Screw, Hex, M8 X 1.25 X 20, Ss, Sems	1
▲	11	1025736	(000000-) Latch	1
▲	12	12312	(000000-) Screw, Hex, M5 X 0.80 X 12, 8.8	2
▲	13	46236	(000000-) Clamp, Cable, Stl, 0.25d X 0.56w, 1hole	1
▲	14	1061917	(000000-) Armrest, Rh	1
▲	15	16953	(000000-) Screw, Hex, .31-18 X 0.75, Sems	2
▲	16	1062792	(000000-) Seatbelt, Retractable	1
▲	17	39663	(000000-) Screw, Hex, .44-20 X 1.00, G5	2
▲	18	1063373	(000000-) Washer, Flat, 0.45b 1.00d .12, Ss	2

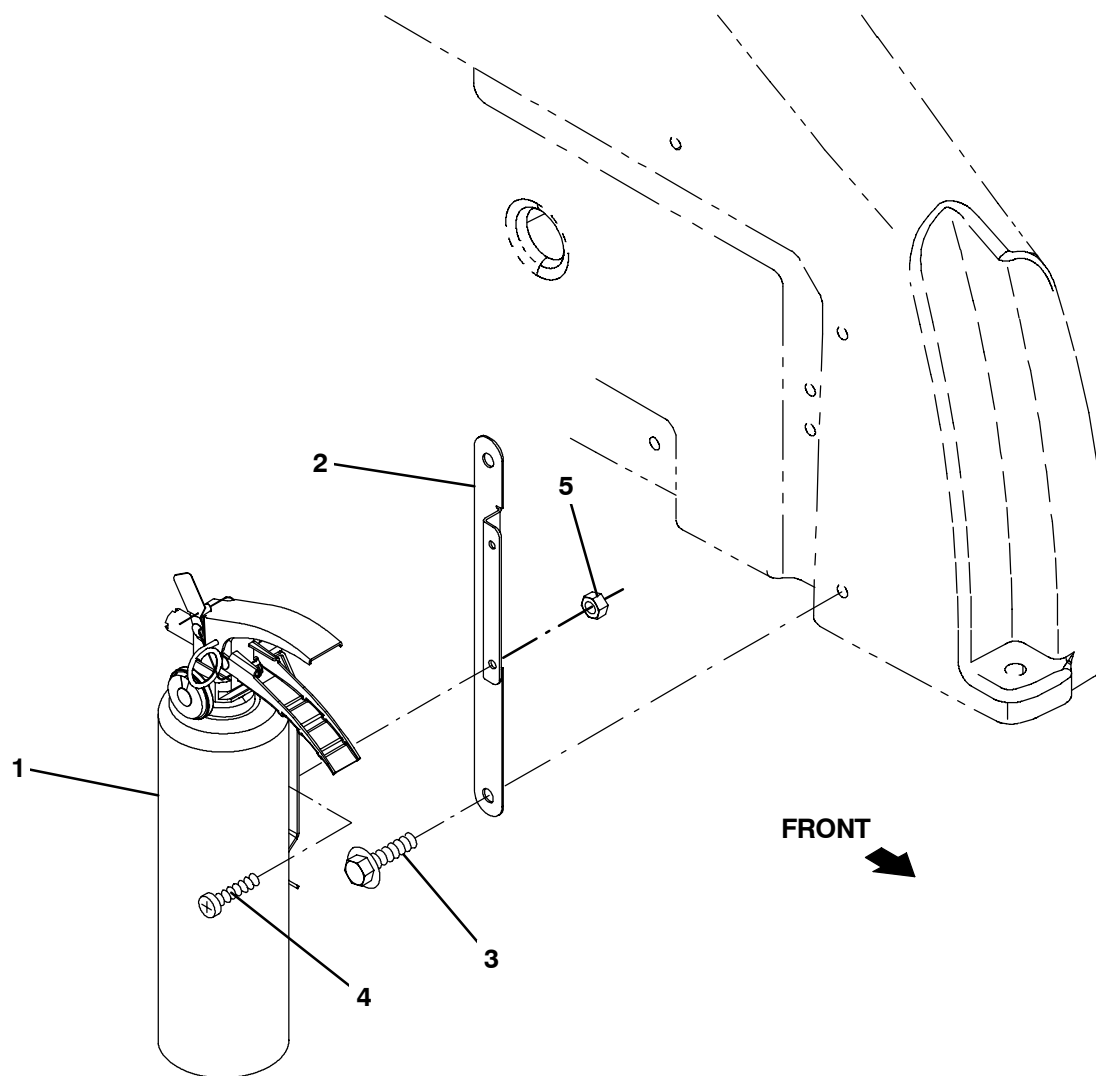
Fig. 35 - Seat Belt Kit



356163

Ref.	Part No.	Serial Number	Description	Qty.
▽	9008059	(000000-) Seat Belt Kit, Ci [T16]	1
▲	1 30533	(000000-) Seatbelt, 60.0l	1
▲	2 06961	(000000-) Screw, Hex, M10 X 1.5	2
▲	3 32493	(000000-) Washer, Flat, 0.50, Std	2
▲	4 41430	(000000-) Nut, Hex, Lock, M10 X 1.5, NI	2
▲	5 1064053	(000000-) Bracket, Mtg, Seatbelt	2
▲	6 16931	(000000-) Screw, Hex, M8 X 1.25 X 20, 8.8	2
▲	7 39349	(000000-) Washer, Flat, 0.31, Sae	2
▲	8 08709	(000000-) Nut, Hex, Lock, M8 X 1.25, NI	2

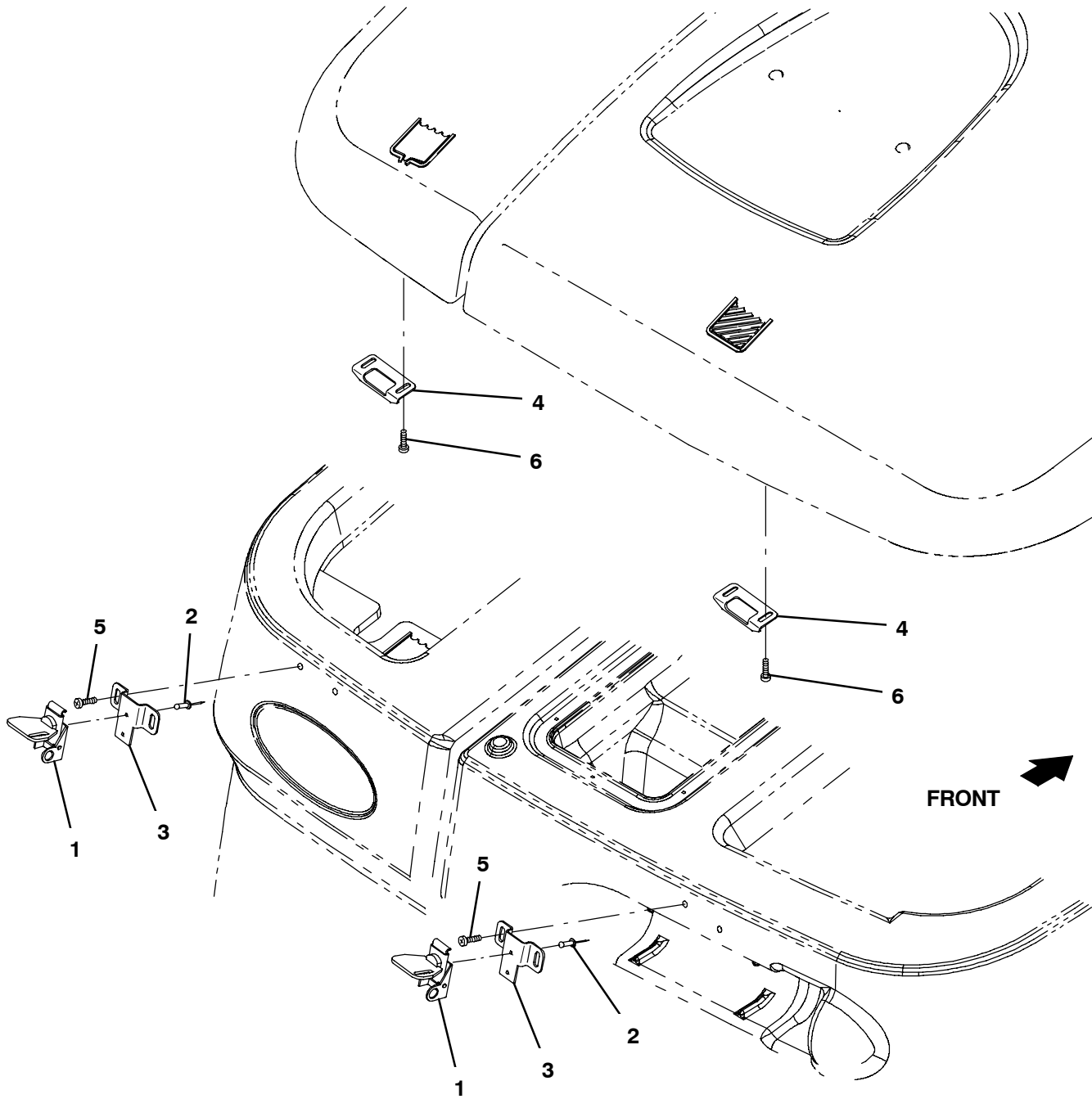
Fig. 36 - Fire Extinguisher Kit



356182

Ref.	Part No.	Serial Number	Description	Qty.
1	25312	(000000-) Extinguisher, Fire, 2.5 Lb Dry	1
2	1058434	(000000-) Bracket, Mtg, Extinguisher	1
3	1020341	(000000-) Screw, Hex, M8 X 1.25 X 20, Ss, Sems	2
4	06933	(000000-) Screw, Pan, Phl, M5 X 0.80 X 16, 4.8	2
5	06549	(000000-) Nut, Hex, Lock, M5 X 0.80, NI	2

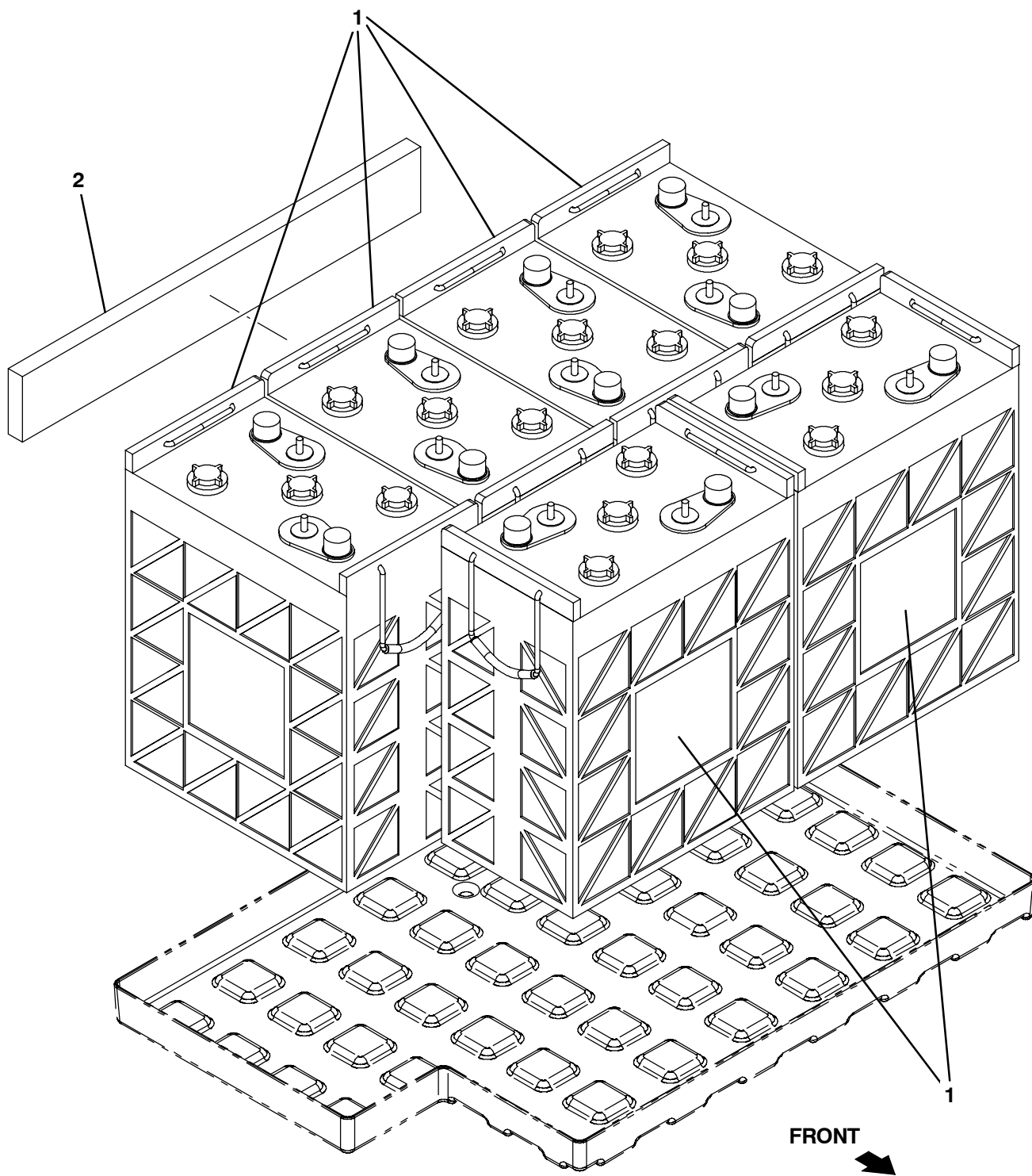
Fig. 37 - Transport Group



356198

Ref.	Part No.	Serial Number	Description	Qty.
1	367949	(000000-) Latch	2
2	08875	(000000-) Rivet, Blind, .125d X 0.54 X .25d, Alm	4
3	1048512	(000000-) Bracket, Mtg, Latch, Tank Cover	2
4	1048474	(000000-) Catch, Latch, Tank Cover	2
5	382320	(000000-) Screw, Pan, Phl, 12-16 X 0.50, F/ Plstc	4
6	49162	(000000-) Screw, Pan, Phl, 08-16 X 0.50, F/ Plstc	4

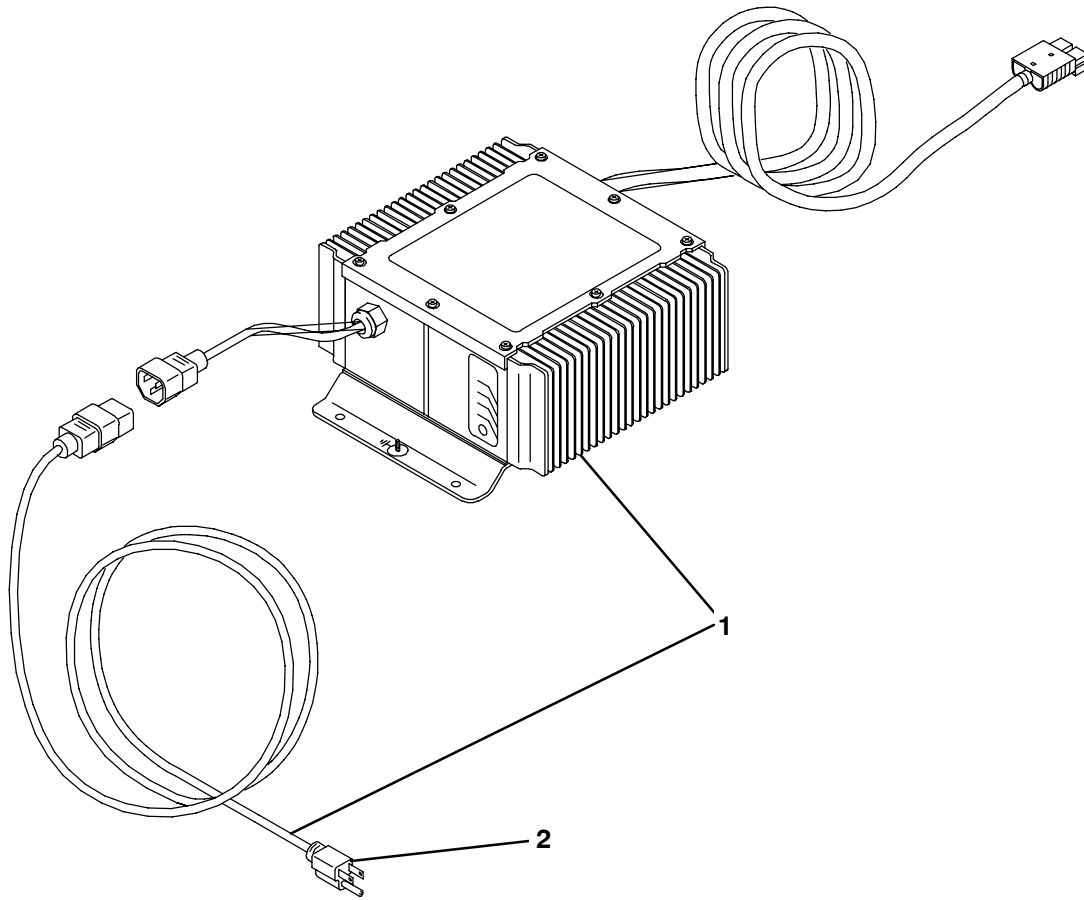
Fig. 38 - Battery Group, 360AH



Ref.	Part No.	Serial Number	Description	Qty.
1	222846	(000000-) Battery, Wet, 06vdc 0360ah	6
2	222473	(000000-) Spacer, Battery, 0.75 X 3.0 X 21.0	1

356160

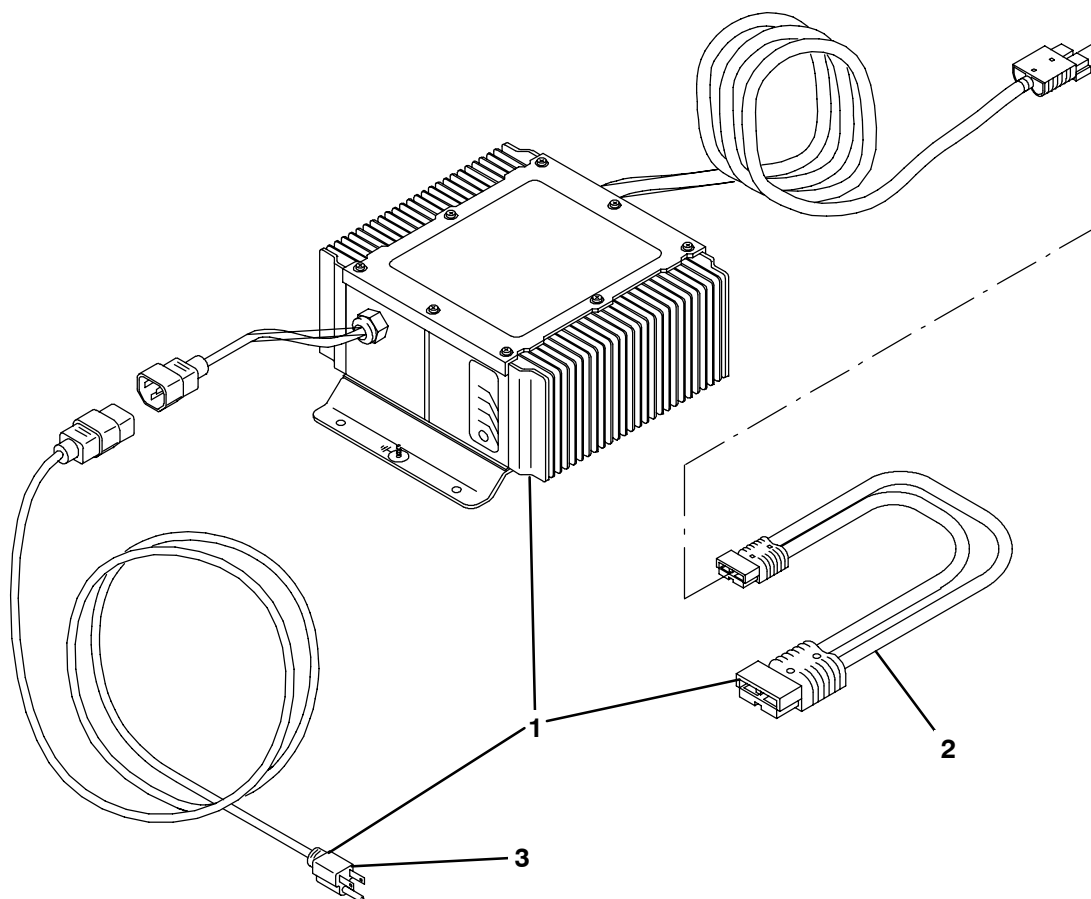
Fig. 39 - Battery Charger Group



356199

	Ref.	Part No.	Serial Number	Description	Qty.
▽	1	9001055	(000000-) Charger Kit, 36vdc 021a, 1ph,Domestic,Ci	1
▲	2	1017079	(000000-) Cord, Extn, 16ga /3, 10ft [Sjt]	1

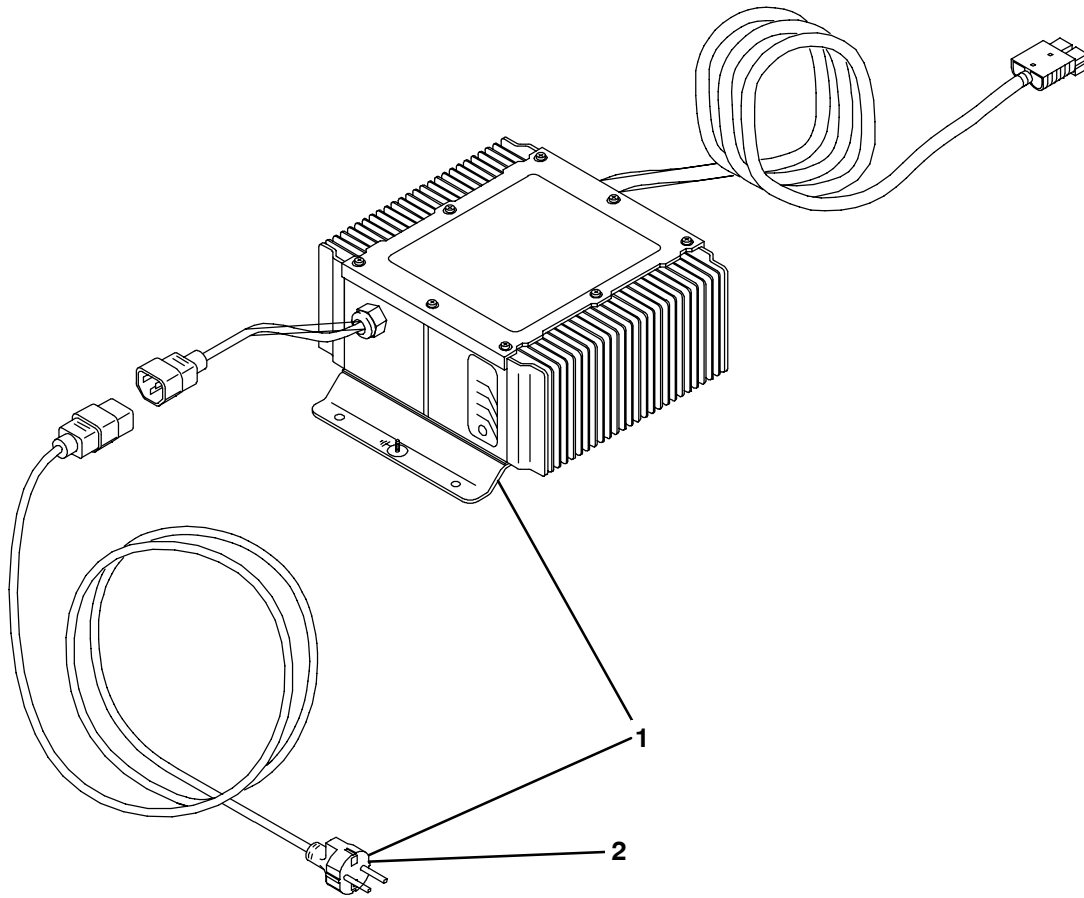
Fig. 40 - Battery Charger Group (Rollout Battery)



356200

	Ref.	Part No.	Serial Number	Description	Qty.
▽	1	9001056	(000000-) Charger Kit, 36vdc, Ci [Domestic/Export]	1
▲	2	223679	(000000-) Cable Assy, 06ga Red / Blk, 050a /175a	1
▲	3	1017079	(000000-) Cord, Extn, 16ga /3, 10ft [Sjt]	1

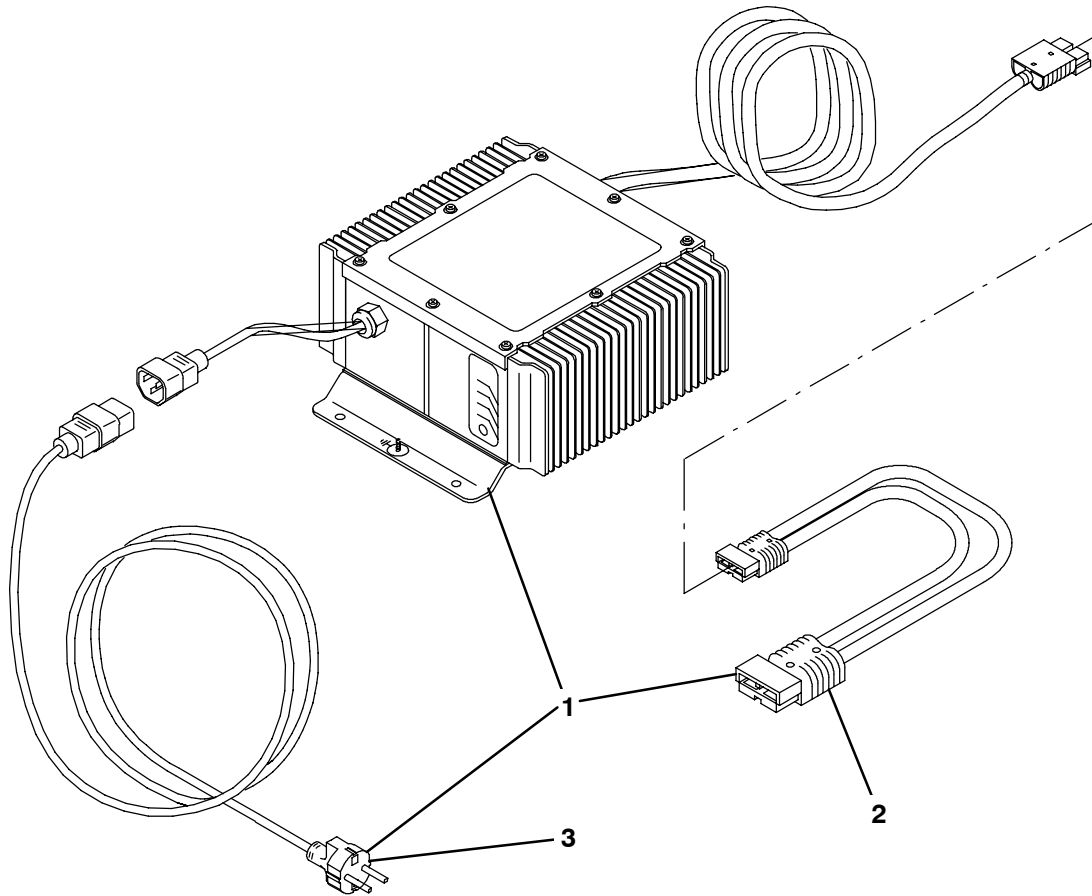
Fig. 41 - Battery Charger Group, International Only



356201

	Ref.	Part No.	Serial Number	Description	Qty.
▽	1	9001062	(000000-) Charger Kit, 36vdc 021a, 1ph, Ci [T]	1
▲	2	1019426	(000000-) Cord, Chrgr, Ele, Tj	1

Fig. 42 - Battery Charger Group, International Only (Rollout Battery)



356202

	Ref.	Part No.	Serial Number	Description	Qty.
▽	1	9001057	(000000-) Charger Kit, 36vdc 021a, 1ph, Ci [Tj]	1
▲	2	223679	(000000-) Cable Assy, 06ga Red / Blk, 050a /175a	1
▲	3	1019426	(000000-) Cord, Chrgr, Ele, Tj	1

Fig. 43 - Onboard Charger Group

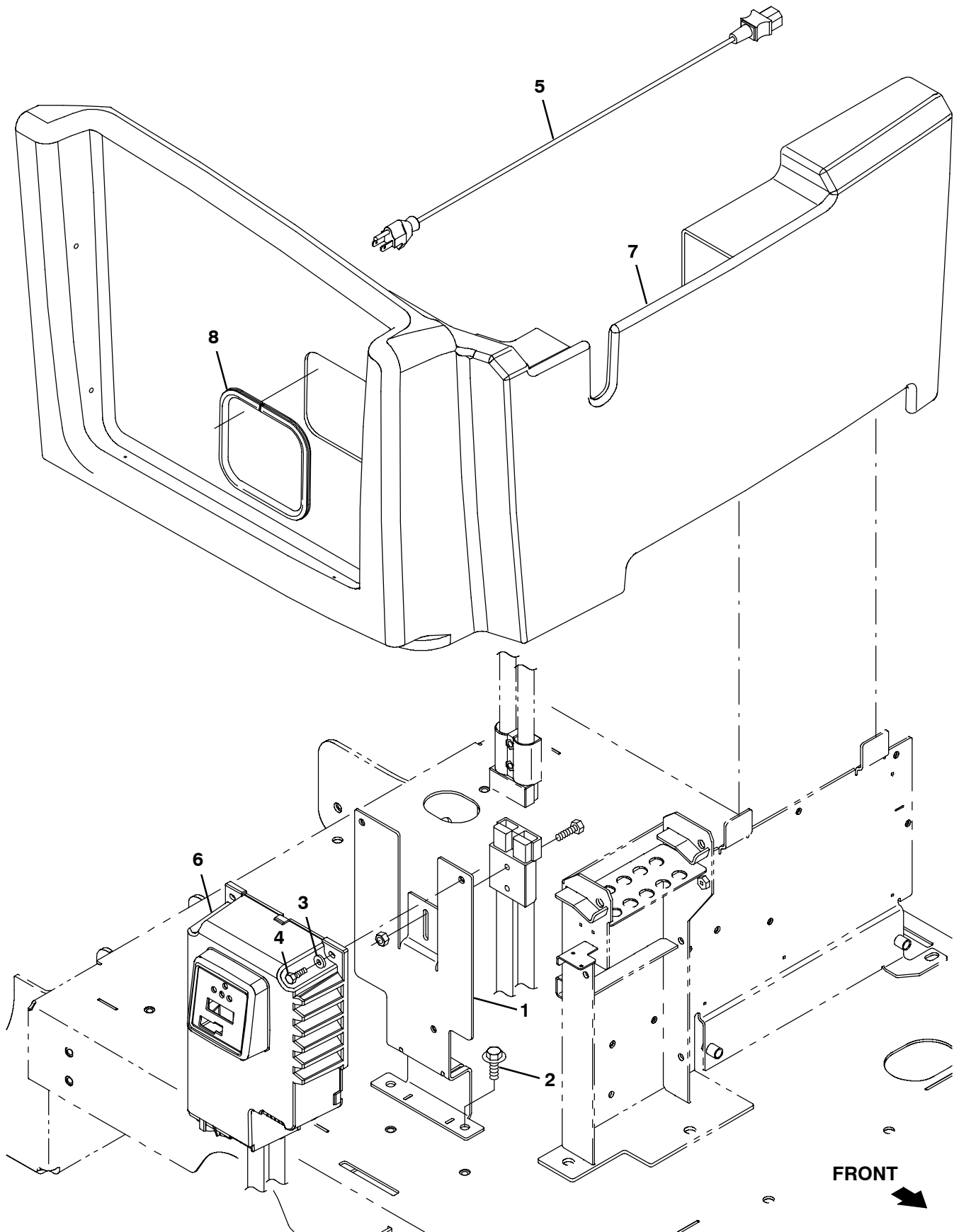


Fig. 43 - Onboard Charger Group

Ref.	Part No.	Serial Number	Description	Qty.
1	1064476	(000000-) Bracket Wldt, Mtg, Chrgr	1
2	1037346	(000000-) Screw, Hex, M8 X 1.25 X 25, 9.8, Sems	2
3	01684	(000000-) Washer, Flat, 0.27b 0.69d .05, Ss	3
4	09252	(000000-) Screw, Hex, M5 X 0.80 X 20, 8.8	3
5	1025642	(000000-) Cord, Power, 16/3, 15ft Blk [Us]	1
6	1044219	(000000-) Charger,36vdc 20a 85- 130vac[Onboard]	1
6	1066113	(000000-) Charger, 36vdc 20a 100vac [Ob Jp]	1
6	1066112	(000000-) Charger, 36vdc 20a 230/240vac [Ob Exp]	1
7	9008663	(000000-) Shroud, Seat, Chrgr, Afmkt [T16]	1
8	1020170	(000000-) Molding, Afmkt, Trim, Pvc, .08 .11, 02ft	1

Fig. 44 - Rollout Battery Seat Support Group

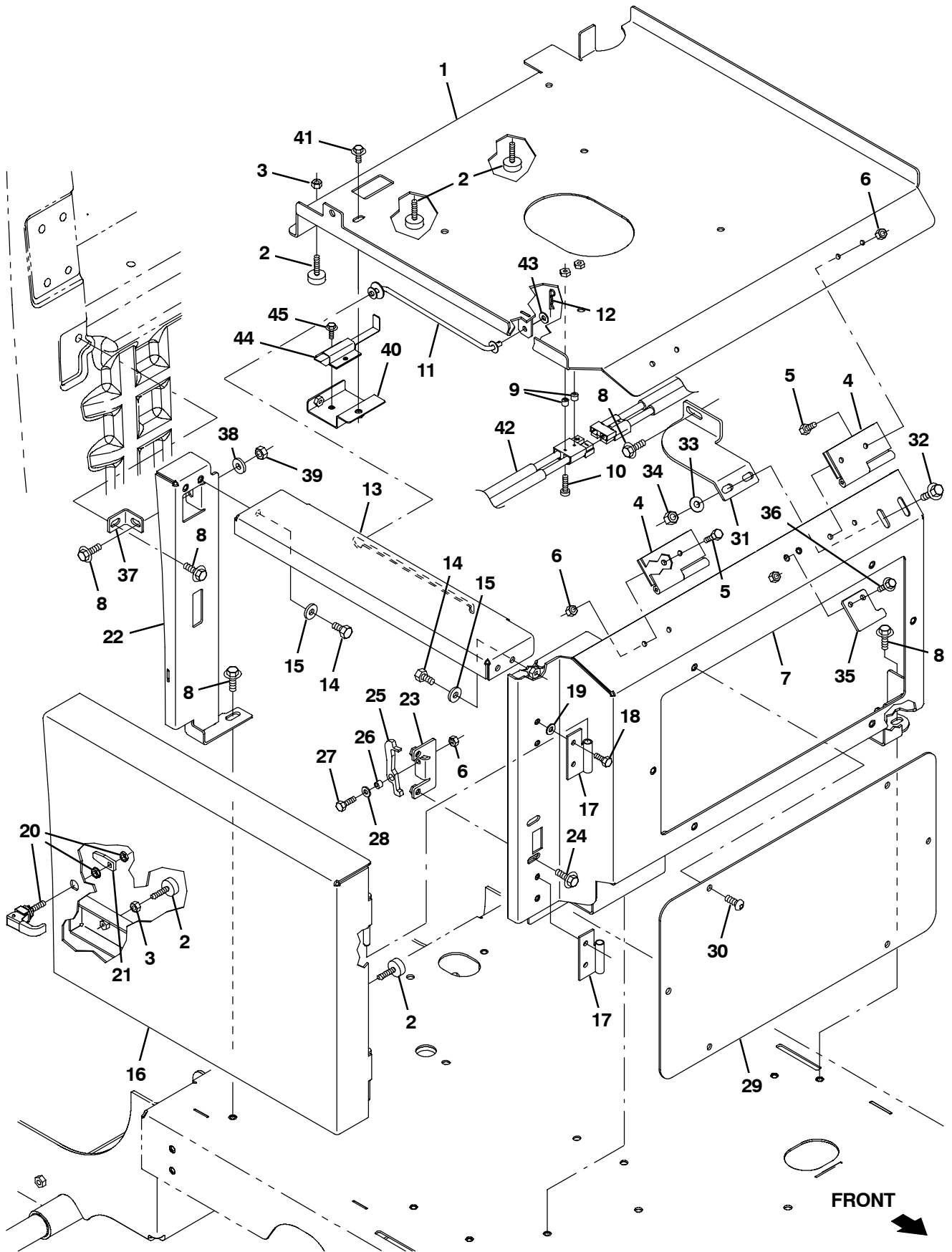


Fig. 44 - Rollout Battery Group

Ref.	Part No.	Serial Number	Description	Qty.
1	9008168	(000000-) Plate, Seat,R/O Battery, Afmkt	1
2	20802	(000000-) Bumper, Rbr, 1.0d 0.38th .25-20	5
3	75934	(000000-) Nut, Hex, Lock, .25-20, NI	5
4	223248	(000000-) Hinge, .25pin .12 4.0w 04.0l, 4/0.30h	2
5	06942	(000000-) Screw, Hex, M6 X 1.00	8
6	08708	(000000-) Nut, Hex, Lock, M6 X 1.00, NI	9
7	1055849	(000000-) Shroud Wldt, Battery	1
8	1020341	(000000-) Screw, Hex, M8 X 1.25 X 20, Ss, Sems	6
9	140154	(000000-) Sleeve, P/M, 0.25b 0.38d 0.3l, PI	2
10	32746	(000000-) Screw, Pan, Phl, M6 X 1.00 X 35, Ss	2
11	1056168	(000000-) Rod Wldt, Prop	1
12	86866	(000000-) Pin, Cotter, Hair, 0.38d .072 Wir	1
13	1055854	(000000-) Angle, Shrd, Battery	1
14	16735	(000000-) Screw, Hex, M8 X 1.25 X 16, 8.8	2
15	01685	(000000-) Washer, Flat, 0.38b 0.88d .08, Ss	2
16	9008167	(000000-) Door, R/O Battery, Afmkt	1
17	394963	(000000-) Hinge Wldt	2
18	06942	(000000-) Screw, Hex, M6 X 1.00	8
19	32483	(000000-) Washer, Flat, 0.25, Sae	4
20	1065134	(000000-) Latch, Cmpr, Yel Grip	1
21	1026352	(000000-) Pawl, Str	1
22	1055861	(000000-) Support Wldt, Hsng, Battery	1
23	1056211	(000000-) Bracket, Mtg	1
24	763045	(000000-) Screw, Hex, M8 X 1.25 X 20, Fmg	2
25	1056162	(000000-) Bar, Retainer, Battery	1
26	140154	(000000-) Sleeve, P/M, 0.25b 0.38d 0.3l, PI	1
27	06944	(000000-) Screw, Hex, M6 X 1.00 X 25, 8.8	1
28	32483	(000000-) Washer, Flat, 0.25, Sae	1
29	9008166	(000000-) Cover, R/O Battery, Afmkt	1
30	393135	(000000-) Screw, Btn, M8 X 1.25 X 20, Blk	6
31	1059627	(000000-) Bracket, Sppt, Shrd	1
32	1037346	(000000-) Screw, Hex, M8 X 1.25 X 25, 9.8, Sems	2
33	32491	(000000-) Washer, Flat, 0.31, Std	2
34	08709	(000000-) Nut, Hex, Lock, M8 X 1.25, NI	2
35	1059659	(000000-) Plate, Stop, Hinge	1
36	1036892	(000000-) Screw, Hex, M6 X 1.00 X 25, 9.8, Sems	2
37	1055862	(000000-) Angle, Sppt, Battery	1
38	32491	(000000-) Washer, Flat, 0.31, Std	1
39	08709	(000000-) Nut, Hex, Lock, M8 X 1.25, NI	1
40	1056400	(000000-) Bracket, Mtg, Latch	1
41	1040467	(000000-) Screw, Hex, M6 X 1.00 X 20, 9.8, Sems	2
42	1062114	(000000-) Cable Assy, Battery, 02ga [Sb175]	2
43	01684	(000000-) Washer, Flat, 0.27b 0.69d .05, Ss	1
44	1025736	(000000-) Latch	1
45	12312	(000000-) Screw, Hex, M5 X 0.80 X 12, 8.8	2

Fig. 45 - Rollout Battery Case Group

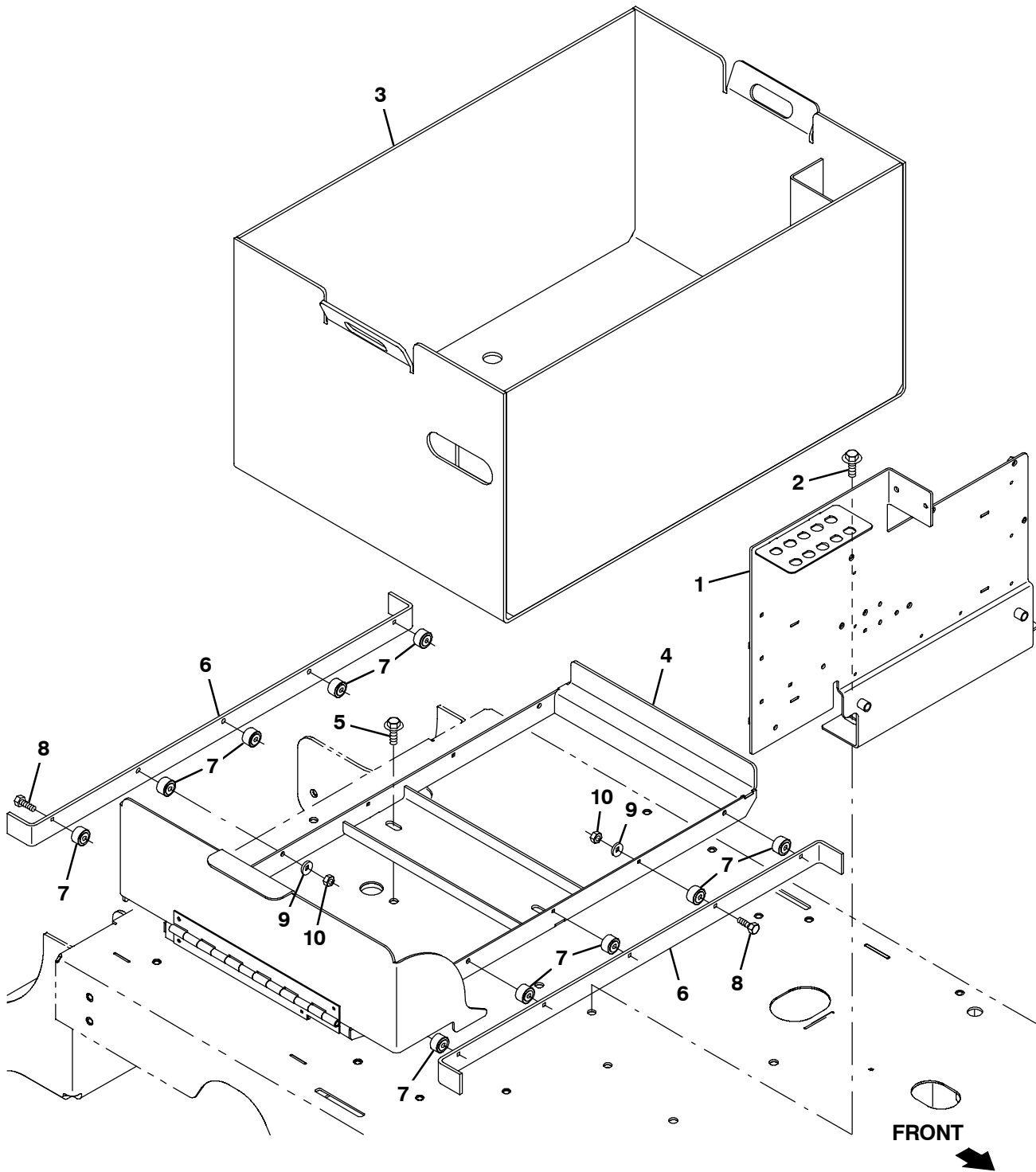


Fig. 45 - Rollout Battery Case Group

Ref.	Part No.	Serial Number	Description	Qty.
1	1056402	(000000-) Panel Wldt, Mtg, Contactor	1
2	1037346	(000000-) Screw, Hex, M8 X 1.25 X 25, 9.8, Sems	3
3	1035140	(000000-) Housing Wldt, Battery, R/O [No Battery]	1
4	1055710	(000000-) Bracket Wldt, Mtg, Battery [Rlr]	1
5	1020341	(000000-) Screw, Hex, M8 X 1.25 X 20, Ss, Sems	4
6	1055707	(000000-) Channel, .18, 27.8w 2.3 0.9l, 5/0.3h	2
7	369415	(000000-) Bearing, Needle, 0.25b 0.88d 0.50w	10
8	01699	(000000-) Screw, Hex, .25-20 X 1.25, Ss	10
9	01684	(000000-) Washer, Flat, 0.27b 0.69d .05, Ss	10
10	41169	(000000-) Nut, Hex, Lock, .25-20, NI, Ss	10

Fig. 46 - Rollout Battery Cart Group

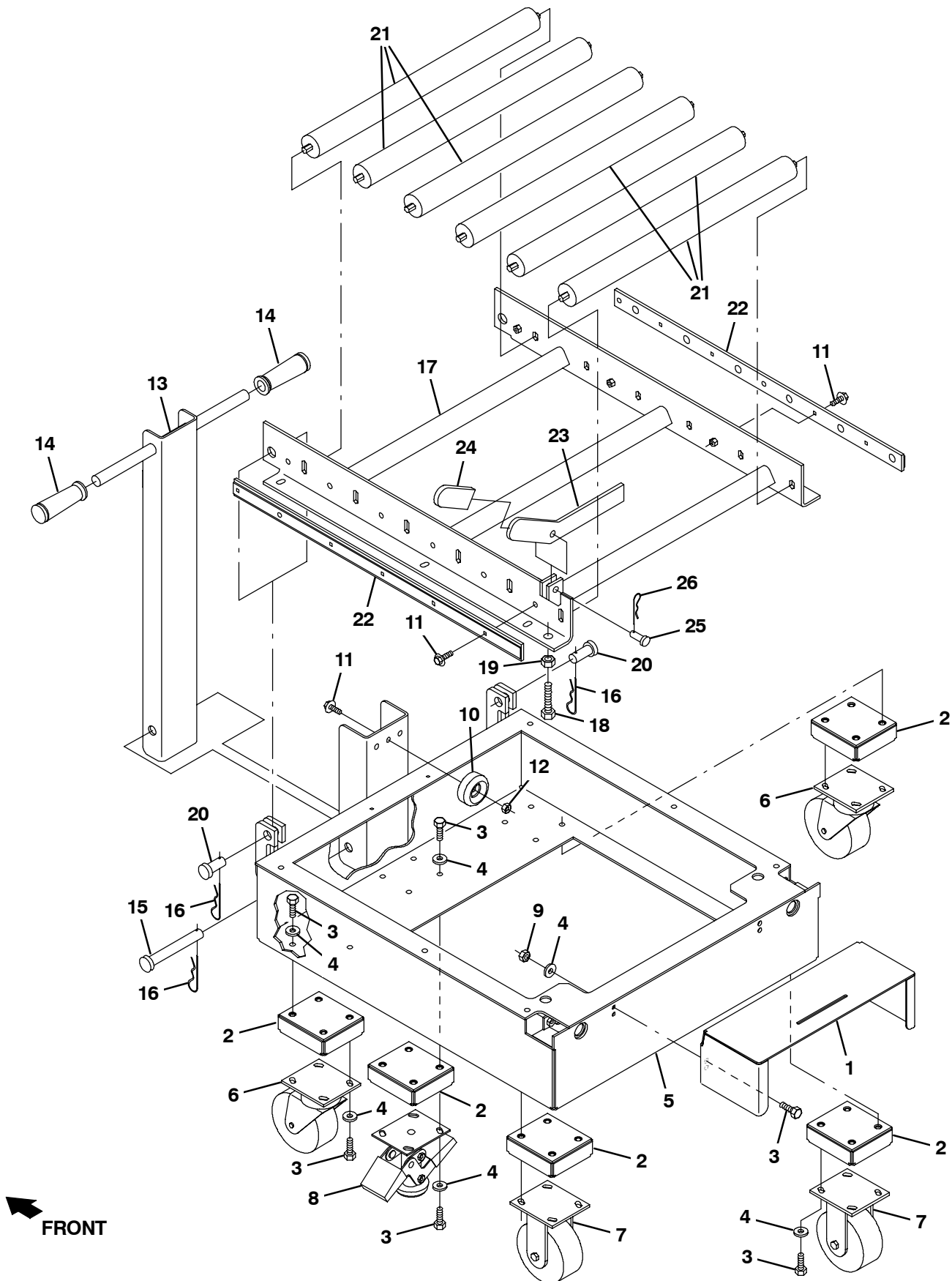
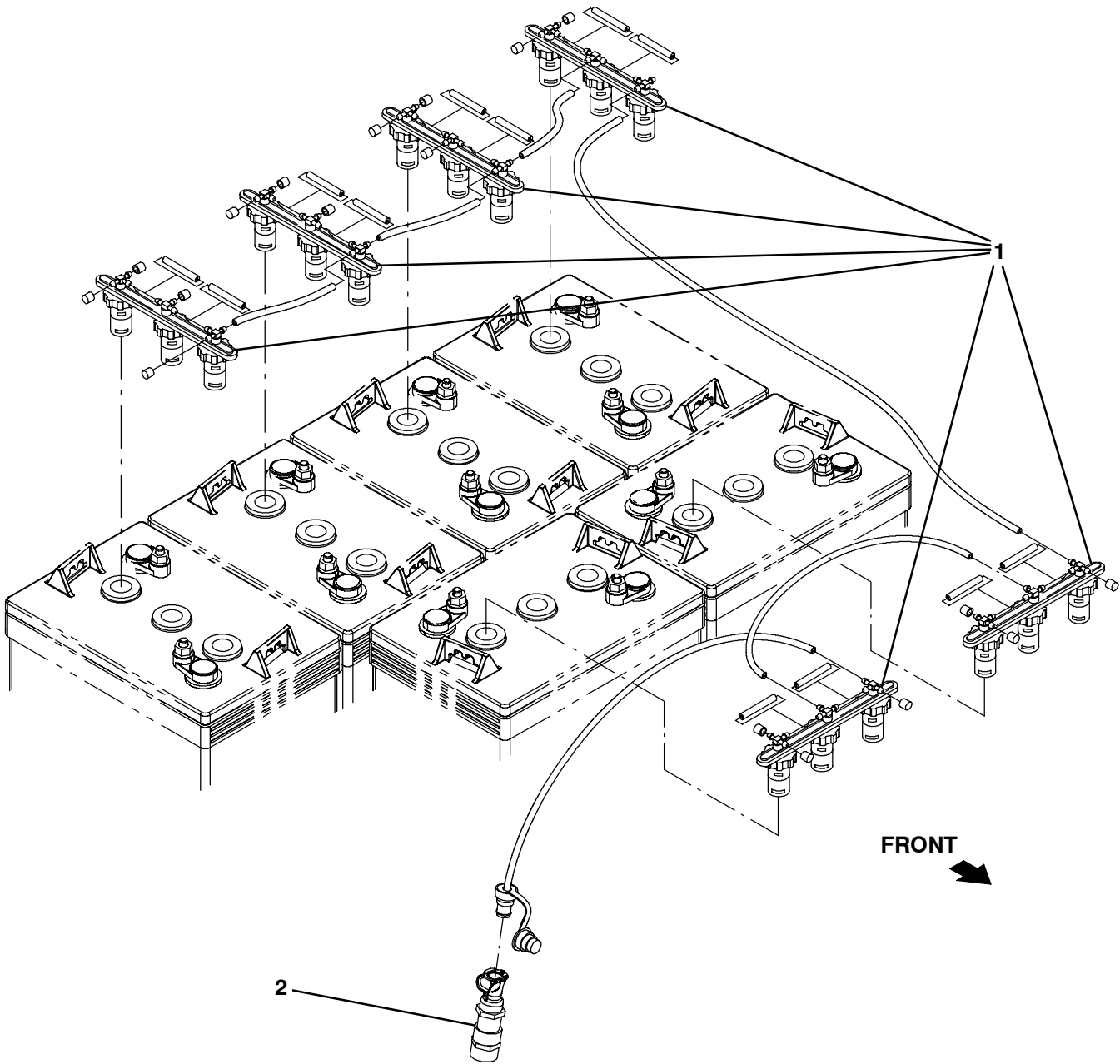


Fig. 46 - Rollout Battery Cart Group

Ref.	Part No.	Serial Number	Description	Qty.
1056296	1 1056396	(000000-) Housing Wldt, Brush, Iron Gray Bumper, Battery	1
	2 1056284	(000000-) Housing Wldt, Sppt	5
	3 39283	(000000-) Screw, Hex, M10 X 1.50 X 25, 8.8	40
	4 32492	(000000-) Washer, Flat, 0.38, Std	40
	5 369435	(000000-) Frame, Cart, Battery [7200]	1
	6 1049046	(000000-) Caster, Swivel, 5.0d 2.0w, 4hole, Gray	2
	7 1049021	(000000-) Caster, Rigid, 5.0d X 2.0w, 4hole	2
	8 377328	(000000-) Lock, Floor	1
	9 41430	(000000-) Nut, Hex, Lock, M10 X 1.5, NI	2
	10 369481	(000000-) Bumper, Rbr, 2.5d X 1.00	1
	11 1037346	(000000-) Screw, Hex, M8 X 1.25 X 25, 9.8, Sems	1
	12 08709	(000000-) Nut, Hex, Lock, M8 X 1.25, NI	1
	13 369470	(000000-) Handle Wldt, Battery Cart	1
	14 222648	(000000-) Grip, Handle, Rnd	2
	15 54660	(000000-) Pin, Clevis, 0.75d X 5.50l	1
	16 55094	(000000-) Pin, Cotter, Hair, 0.75d .148 Wir	3
	17 369462	(000000-) Frame Wldt, Mtg, Rlr	1
	18 06416	(000000-) Screw, Hex, M12 X 1.75 X 50, FI	2
	19 39313	(000000-) Nut, Hex, Std, M12 X 1.75	2
	20 02141	(000000-) Pin, Clevis, 0.75d X 1.69l	2
	21 369371	(000000-) Roller Assy, 1.90d 23.66l, Stl	6
	22 369466	(000000-) Retainer, Shaft, Rlr	2
	23 369496	(000000-) Arm, Flat, Stop, Battery, 0.31	1
	24 385612	(000000-) Grip, Handle	1
	25 58078	(000000-) Pin, Clevis, 0.50d X 1.25l	1
	26 21120	(000000-) Pin, Cotter, Hair, 0.43d .079 Wir	1

Fig. 47 - Battery Water Manifold Kit



356205

Ref.	Part No.	Serial Number	Description	Qty.
	9007395	(000000-) Manifold Kit, Sys, Water, Battery, Ci	1
1	1060756	(000000-) Manifold, Sys, Water, Battery	1
2	1061926	(000000-) Valve, Reg, Water	1

Fig. 48 - Documentation Group

Ref.	Part No.	Serial Number	Description	Qty.
	9008142	(000000-) Manual, Oprtr [T16 Ele, En, Na]	1
	9008143	(000000-) Manual, Oprtr [T16 Ele, Es, Na]	1
	9008144	(000000-) Manual, Oprtr [T16 Ele, Fr, Na]	1
	9008145	(000000-) Manual, Oprtr [T16 Ele, Ptb]	1
	9008146	(000000-) Manual, Oprtr [T16 Ele, Cn]	1
	9008147	(000000-) Manual, Oprtr [T16 Ele, Jp]	1
	9008148	(000000-) Manual, Parts [T16 Ele, En, Na/Int]	1
	9008149	(000000-) Manual, Service Info [T16 Ele, En]	1

SECTION 4

Contents	Page
Fig. 1 - Steering Control Breakdown, 1053418 ..	4-2
Fig. 2 - Drive Wheel Breakdown, 1055257	4-4
Fig. 3 - ec-H2O Solution Pump Breakdown, 1005866	4-5
Fig. 4 - ec-H2O Module Assembly Breakdown, 9006270	4-6
Fig. 5 - Instrument Panel Breakdown, 1056413 .	4-8
Fig. 6 - FaST Injector Assembly Breakdown, 9003909	4-10
Fig. 7 - Accelerator and Brake Pedal Assembly Breakdown, 1051837	4-11
Fig. 8 - Metering Solution Pump Breakdown, 386364	4-12

Fig. 1 - Steering Control Breakdown, 1053418

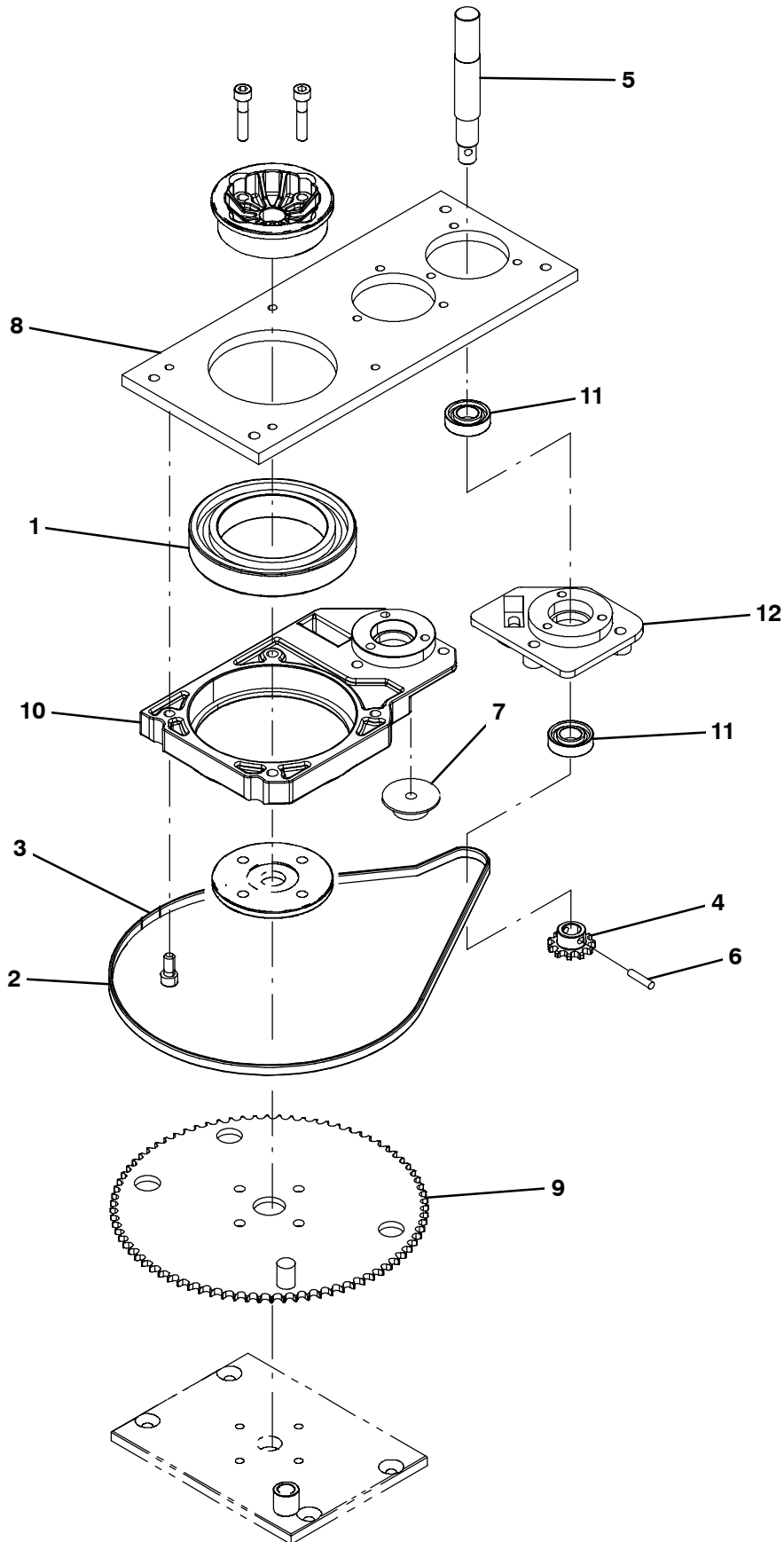
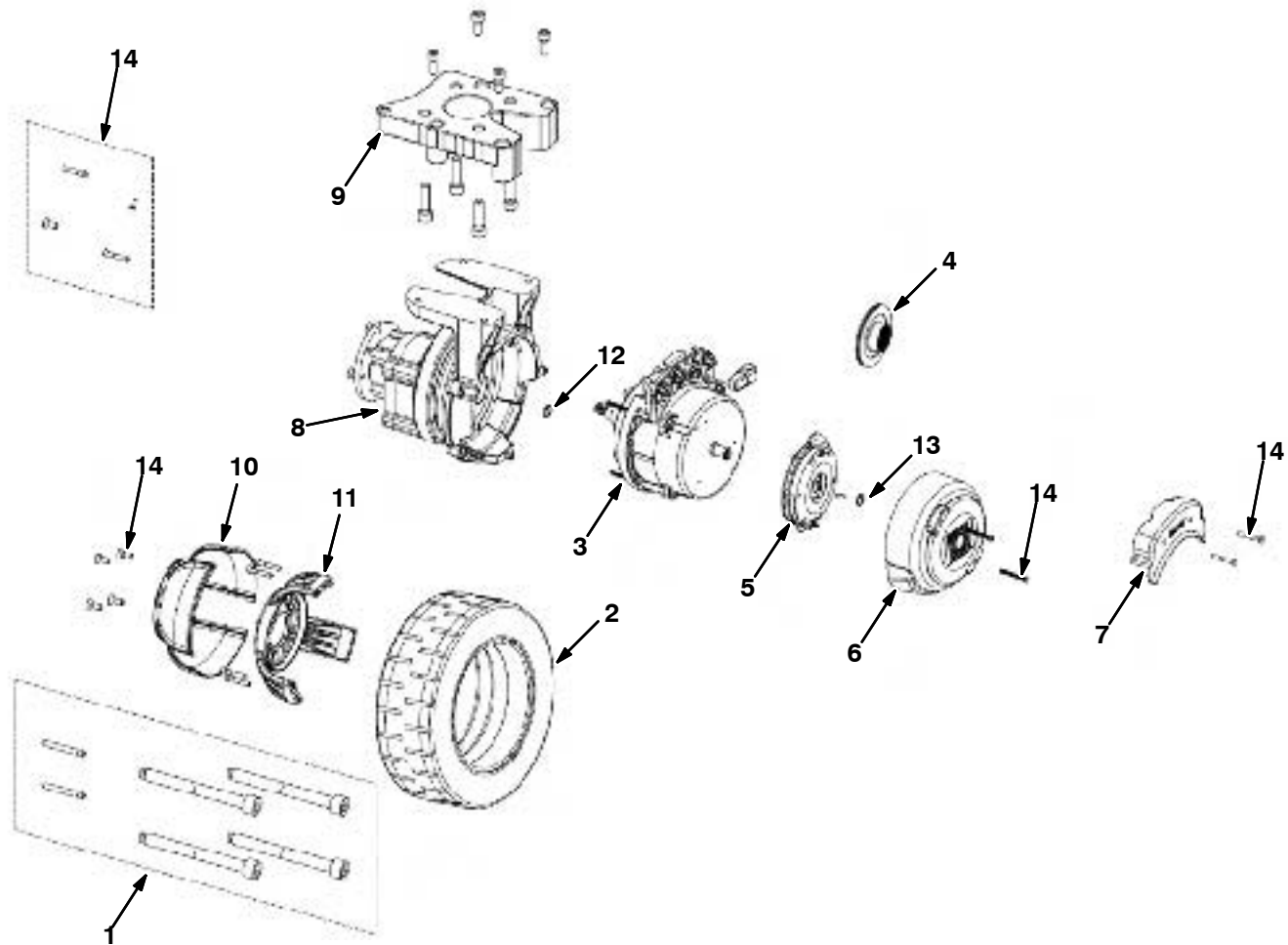


Fig. 1 - Steering Control Breakdown, 1053418

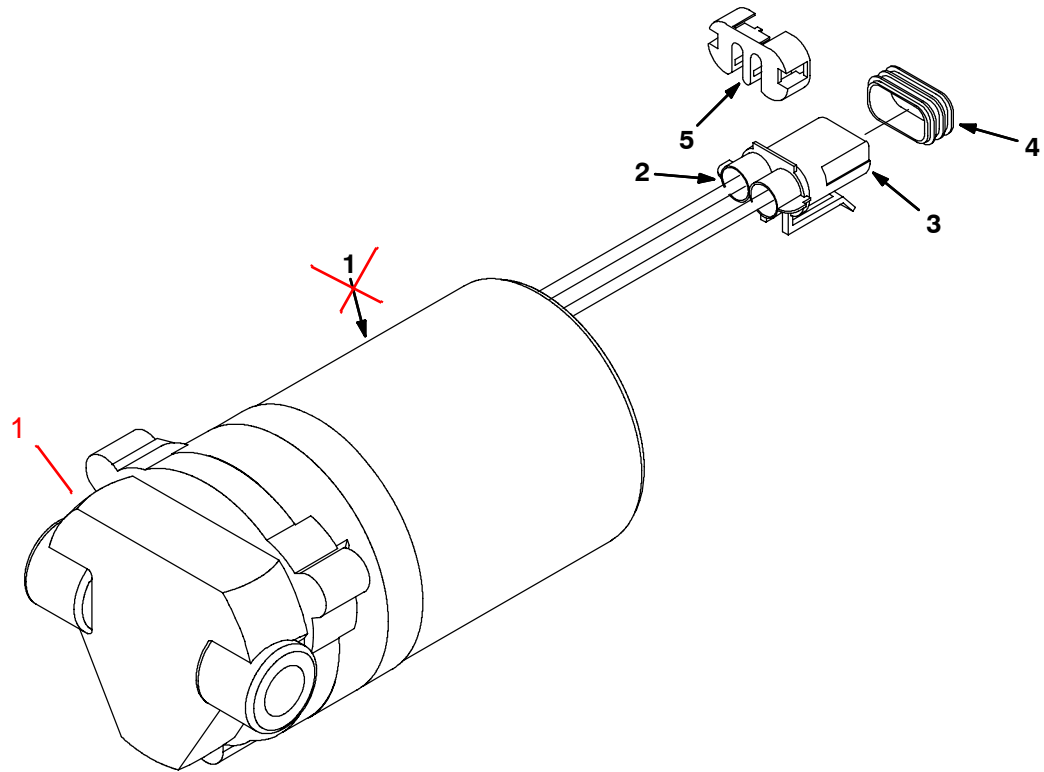
	Ref.	Part No.	Serial Number	Description	Qty.
▽		1053418	(000000-) Steer-Control Assy, Wheel Drive	1
▲	1	372874	(000000-) Bearing, Steering	1
▲	2	9008675	(000000-) Chain, Steering [T16]	1
▲	3	372876	(000000-) Link, Master	1
▲	4	372881	(000000-) Sprocket	1
▲	5	9008709	(000000-) Shaft, Steering	1
▲	6	9008715	(000000-) Pin, Roll, 6 X 20mm	1
▲	7	1043371	(000000-) Pulley, Tens [T7/R14 Steering Assy]	1
▲	8	9008716	(000000-) Plate	1
▲	9	9008717	(000000-) Sprocket	1
▲	10	9008718	(000000-) Casting, Aluminum	1
▲	11	9008719	(000000-) Bearing [6003 2rs]	2
▲	12	9008720	(000000-) Casting, Aluminum	1

Fig. 2 - Drive Wheel Breakdown, 1055257



Ref.	Part No.	Serial Number	Description	Qty.	
▽	1055257	(000000-) Wheel Assy, Drive	1	
▲	1	9008544	(000000-) Tire Kit, Puller	1
▲	2	9008545	(000000-) Wheel, Pyu, [300x100 Red]	1
▲	3	9008546	(000000-) Motor Assy, Ac, Drive, Complt	1
▲	4	9008547	(000000-) Brake, Rotor	1
▲	5	9008548	(000000-) Brake, W/Lever, Complt	1
▲	6	9008549	(000000-) Cover, Motor	1
▲	7	9008550	(000000-) Cover, Box, Connector	1
▲	8	9008551	(000000-) Bearing, Ball [91962 2rs]	1
▲	9	9008552	(000000-) Spacer, Alm	1
▲	10	9008553	(000000-) Cover, Plstc, Hub, Alm	1
▲	11	9008554	(000000-) Hub, Alm	1
▲	12	9008555	(000000-) Ring, Seal	1
▲	13	9008556	(000000-) Ring, Retaining	1
▲	14	9008557	(000000-) Screw Kit	1

Fig. 3 - ec-H2O Solution Pump Breakdown, 1005866



- ALL

Ref.	Part No.	Serial Number	Description	Qty.
∇	1005866	(000000-) Pump, Soltn, Ele, 36vdc	1
▲	1 391433	(000000-) Head Kit, Pump, Water, Repair	1
▲	2 78950	(000000-) Connector, Fem, 2cav, Mp280 Sealed	1
▲	3 78951	(000000-) Terminal, Fem, Mp280, Sealed, 18-16ga	1
▲	4 10917	(000000-) Seal, Wire, 14/16ga [Wp / Mp280 Sealed]	1
▲	5 78952	(000000-) Lock, Secondary, 2cav, Mp280 Sealed	1

Fig. 4 - ec-H2O Module Assembly Breakdown, 9006270

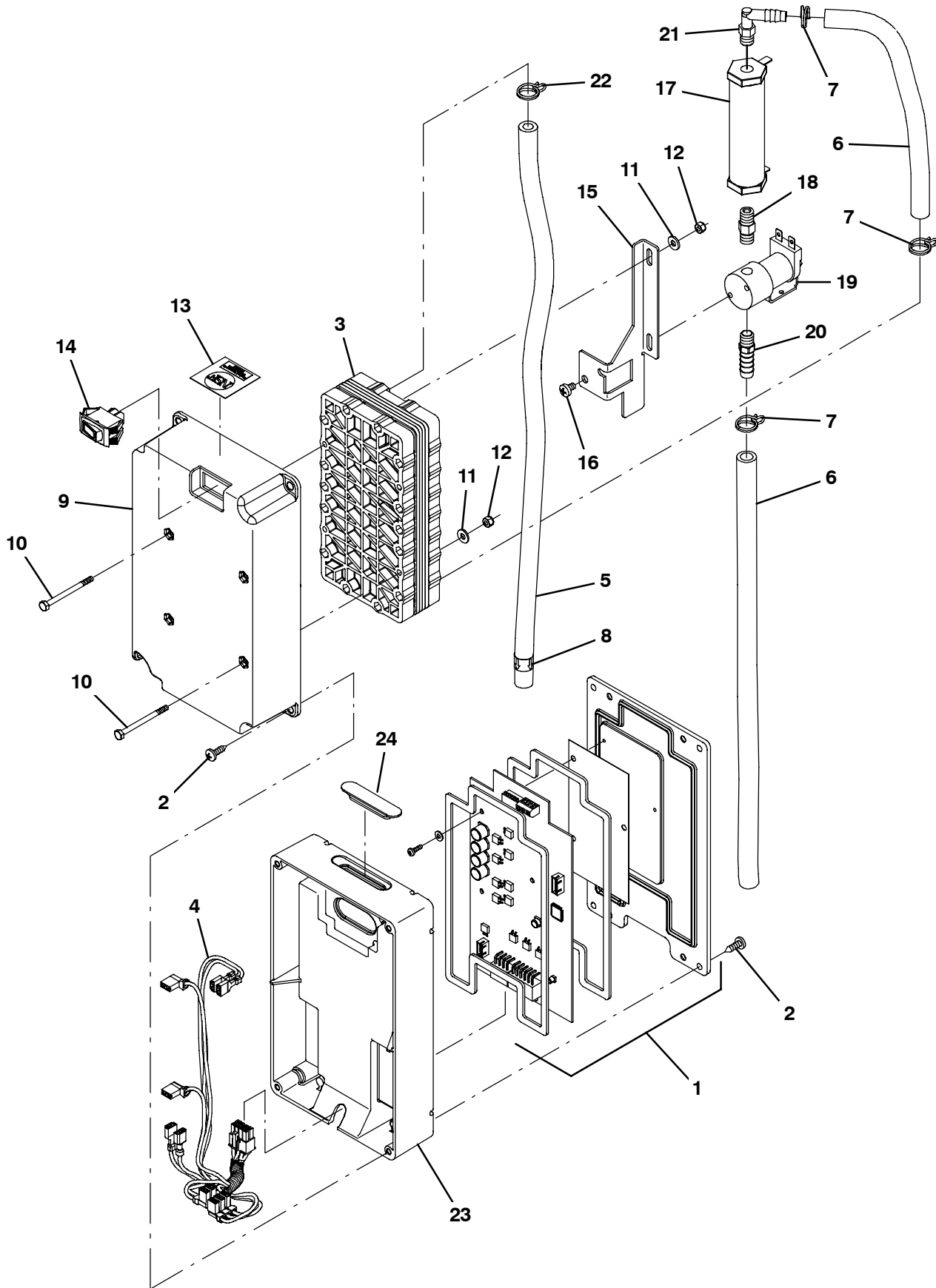


Fig. 4 - ec-H2O Module Assembly Breakdown, 9006270

	Ref.	Part No.	Serial Number	Description	Qty.
	▽	9006270	(000000-) Module Kit, Replmt [Ec-H2o]	1
	▲	1 9006159	(000000-) Controller Kit, Replmt [Ec-H2o]	1
	▲	2 1018155	(000000-) Screw, Pan, Phl, M5 X 0.80 X 16, Tcut,Ss	8
	▲▽	9006325	(000000-) Ec-H2o Kit [Module C, Plumbing]	1
	▲▲	3 1050767	(000000-) Electrode, 5 Plate, High Flow	1
	▲▲	4 1049489	(000000-) Harness, Main,Controlboard[Ec-H2o 5cell]	1
	▲▲	5 1014971	(000000-) Hose, Afmkt, Pvc, Brd, 0.38id, 01ft, Clr	1
	▲▲	6 9006268	(000000-) Hose, Pvc, Brd, 0.31id 0.53od, 2ft, Clr	1
	▲▲	7 1053464	(000000-) Clamp, Hose, Wir, .56 - .56, Yel	3
	▲▲	8 1049637	(000000-) Label, Direction [Ec-H2o]	1
1051519	▲▲	1021219	(000000-) Assy, Rod End, .50 Housing, Upper, Module, High Flow	1
	▲▲	10 32509	(000000-) Screw, Hex, M4 X 0.70 X 50, Ss	4
	▲▲	11 41579	(000000-) Washer, Flat, 08, Ss	4
	▲▲	12 33932	(000000-) Nut, Hex, Lock, M4 X 0.70, NI, Ss	4
	▲▲	13 1046041	(000000-) Label, Module [Nsf, Ec-H2o]	1
	▲▲	14 1044393	(000000-) Switch, Rocker, Spst, Mom	1
	▲▲	15 1048741	(000000-) Bracket, Valve, Large	1
	▲▲	16 578856	(000000-) Screw, Flt, Phl, 10-32 X 0.31	2
	▲▲	17 1038159	(000000-) Electrode, Cylindrical	1
	▲▲	18 1045030	(000000-) Fitting, Brs, Str, Pm02/Pm02	1
	▲▲	19 1048643	(000000-) Valve, Solenoid, 0.25" Orifice, 24vdc	1
	▲▲	20 1005375	(000000-) Fitting, Plstc, Str, Bm06/Pm02, Nyl	1
	▲▲	21 1051268	(000000-) Fitting, Plstc, E90, Bm05/Pm02, Nyl	1
	▲▲	22 607775	(000000-) Clamp, Hose, Wir, .63 - .66, Blk	1
	▲	23 1037032	(000000-) Housing, Bottom	1
	▲	24 1050431	(000000-) Grommet, Blind	1

Fig. 5 - Instrument Panel Breakdown, 1056413

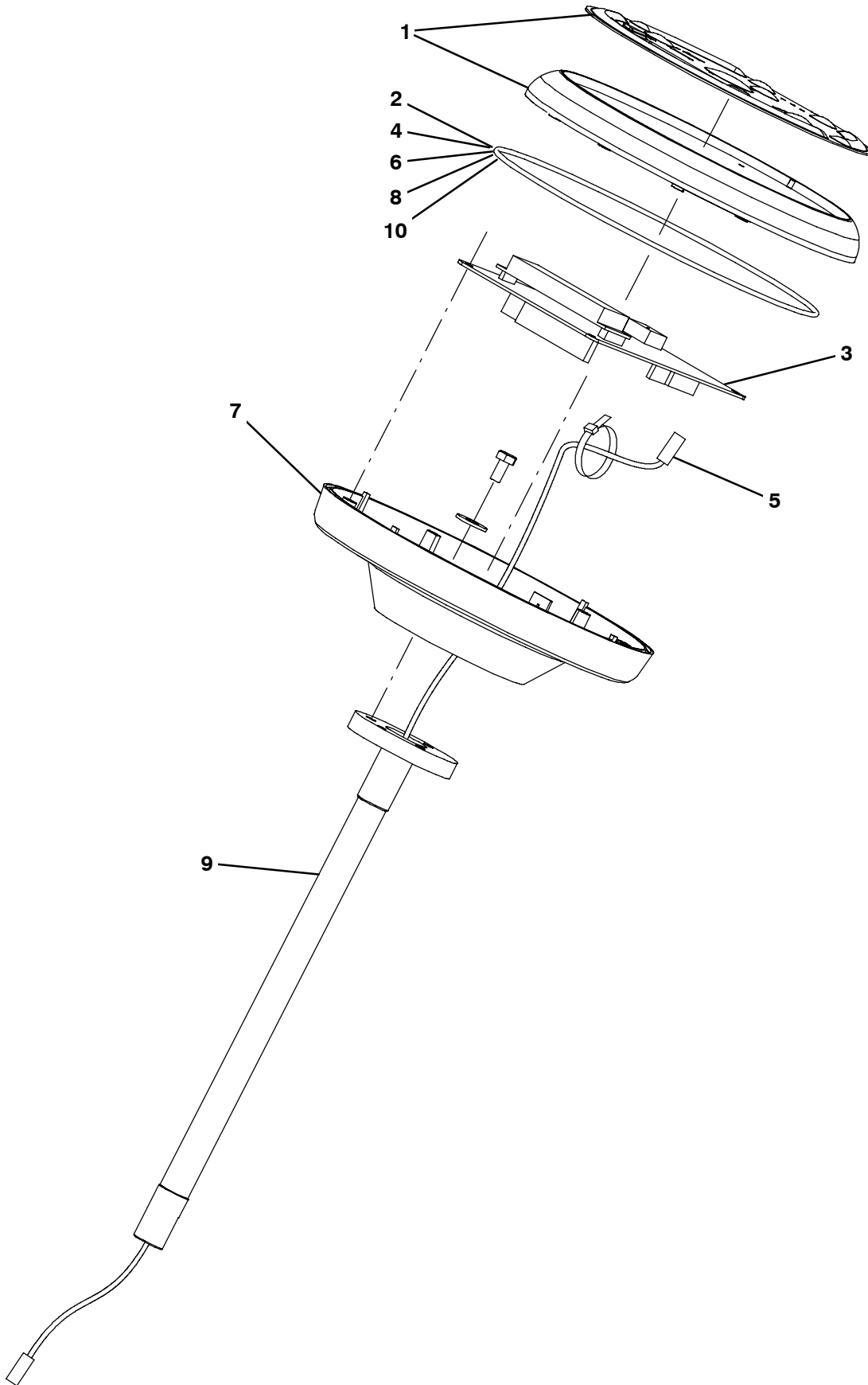
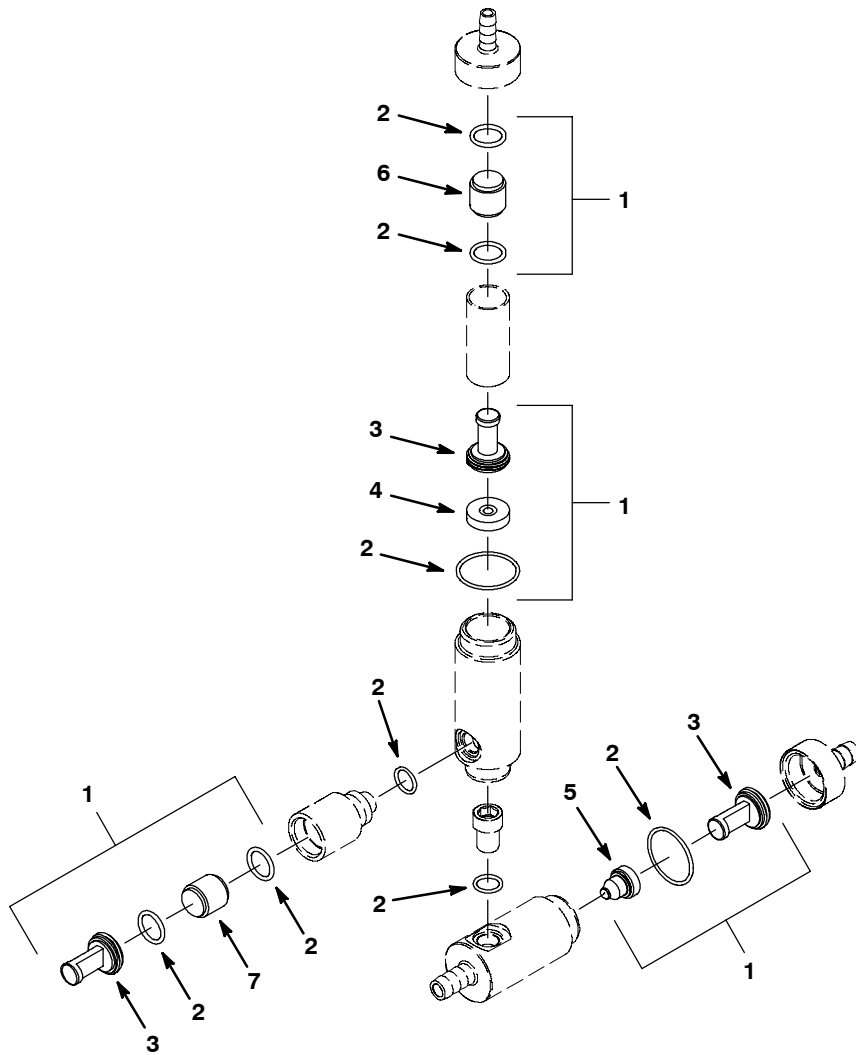


Fig. 5 - Instrument Panel Breakdown, 1056413

	Ref.	Part No.	Serial Number	Description	Qty.
▽		1056413	(000000-) Panel Assy, Console, Instmt	1
▲▽	1	9007964	(000000-) Panel Assy Kit, Console, Top, Ci	1
▲▲	2	1060104	(000000-) Seal, Org, .103 X 07.73id	1
▲▽	3	9007965	(000000-) Circuitboard Kit, Interface, Ci	1
▲▲	4	1060104	(000000-) Seal, Org, .103 X 07.73id	1
▲▽	5	9007966	(000000-) Harness Kit, Wire, Instmt Panel, Ci	1
▲▲	6	1060104	(000000-) Seal, Org, .103 X 07.73id	1
▲▽	7	9007967	(000000-) Panel Kit, Console, Bottom, Ci	1
▲▲	8	1060104	(000000-) Seal, Org, .103 X 07.73id	1
▲▽	9	9007968	(000000-) Tube Wldt Kit, Console, Instmt, Ci	1
▲▲	10	1060104	(000000-) Seal, Org, .103 X 07.73id	1

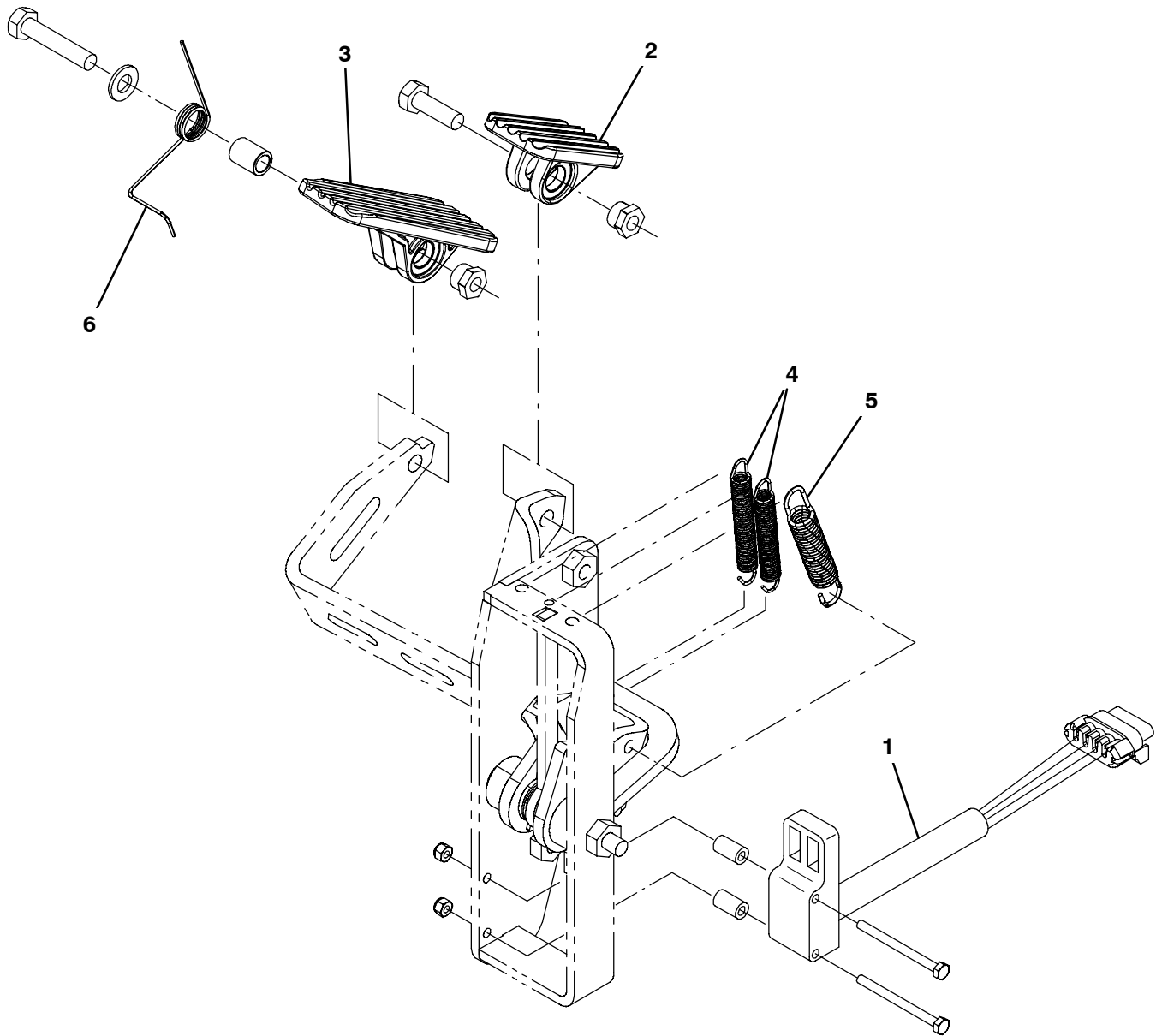
Fig. 6 - FaST Injector Assembly Breakdown, 9003909



354649

Ref.	Part No.	Serial Number	Description	Qty.	
▽	9003909	(000000-) FaST Kit, Injector, Ci[T7/Ssr FaST li+]	1	
▲▽	1	9003010	(000000-) FaST Kit, Ci [Inj Rebl, T7/Ssr, li+]	1
▲▲	2	9003008	(000000-) FaST Kit, Ci, Injector Seals [FaST li+]	1
▲▲	3	9003009	(000000-) FaST Kit, Ci, Injector Filters[FaST li+]	1
▲▲	4	1039982	(000000-) Plate Assy, Orifice, 0.008id, Orange	1
▲▲	5	1039990	(000000-) Plug, Orifice, 0.041, Ss [FaST li+]	1
▲▲	6	1030444	(000000-) Valve, Check, 0002psi [FaST li+]	1
▲▲	7	1030441	(000000-) Valve, Check, 0005psi [FaST li+]	1

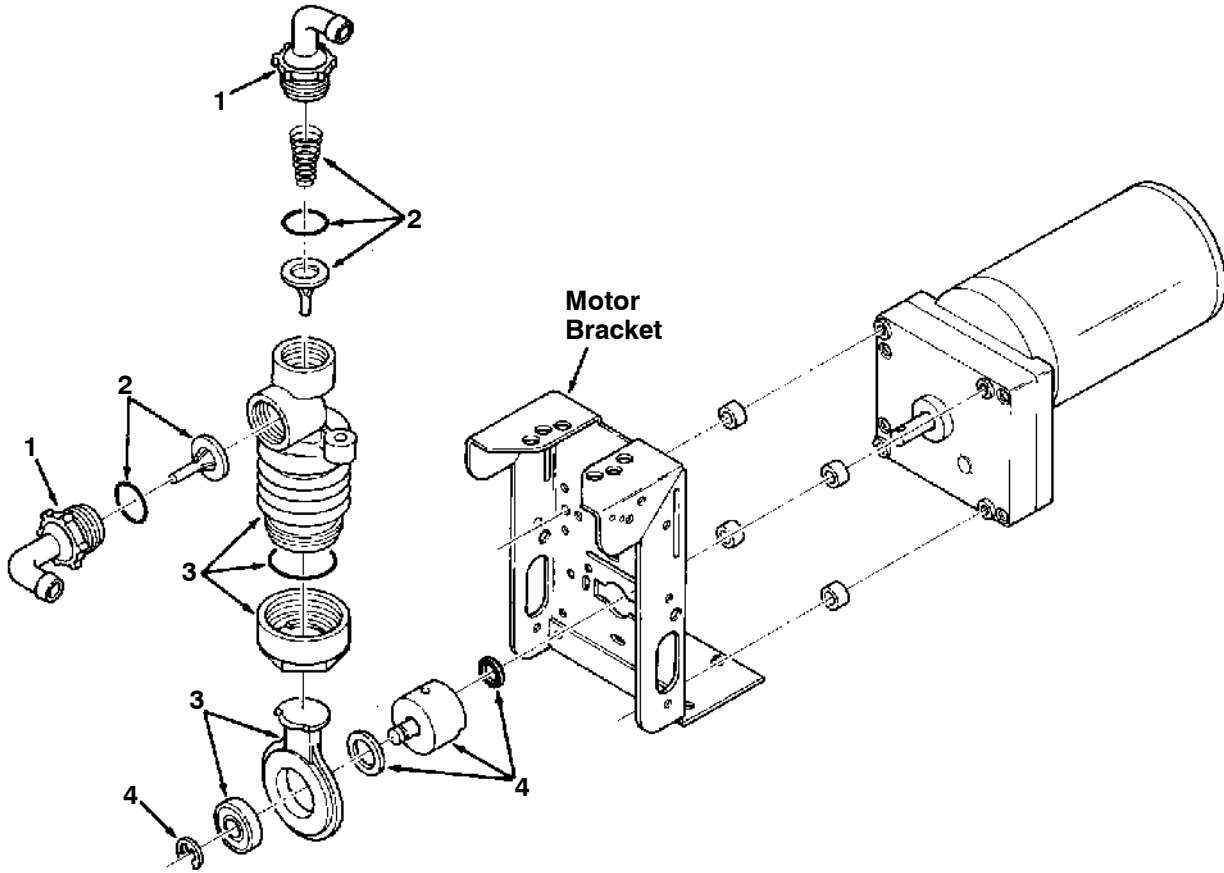
Fig. 7 - Accelerator and Brake Pedal Assembly Breakdown, 1051837



356189

Ref.	Part No.	Serial Number	Description	Qty.	
▽	1051837	(000000-) Pedal Assy, Accelerator, Brake	1	
▲	1	1058687	(000000-) Sensor, Position [Hall]	1
▲	2	1014548	(000000-) Pedal, Brake, W/ Tread	1
▲	3	1051836	(000000-) Pedal, Propel, W/ Tread	1
▲	4	1061049	(000000-) Spring, Extn, 0.35od 0.05wir 02.8l	2
▲	5	1031716	(000000-) Spring, Extn, 0.50od 0.07wir 03.0l	1
▲	6	1064665	(000000-) Spring, Tors, 0.55id .05wir 04.0coil	1

Fig. 8 - Metering Solution Pump Breakdown, 386364



00112

Ref.	Part No.	Serial Number	Description	Qty.
▽	386364	(000000-) Pump, Metering Solution	1
▲	1 63923	(000000-) Connector Kit, Tubing	1
▲	2 21659	(000000-) Valve Kit, Pump	1
▲	3 21661	(000000-) Replacement Kit, Bellows	1
▲	4 02430	(000000-) Crank Replacement Kit	1

SECTION 5

CONTENTS

PAGE

PART NUMBER TO PAGE NUMBER CROSS REFERENCE LIST 5-2
PART DESCRIPTION TO PAGE NUMBER CROSS REFERENCE LIST 5-8

CROSS REFERENCE

PART NUMBER TO PAGE NUMBER CROSS REFERENCE LIST

Part Number	Page Number	Part Number	Page Number	Part Number	Page Number
00911	2-29, 3-43, 3-45	08709	2-11, 3-9, 3-35, 3-41, 3-43, 3-45, 3-49, 3-68, 3-79, 3-83	1014974	3-15, 3-21, 3-23, 3-29
00912	2-11			1014976	3-15, 3-17, 3-23, 3-29, 3-61
00928	2-25, 3-57	08711	3-43, 3-45	1014987	3-21
01335	3-37	08712	2-7, 2-21, 2-25, 2-31, 2-33, 3-27, 3-41, 3-57	1015025	3-27
01513	2-29, 3-43			1015026	2-27, 3-27
01516	3-43, 3-45	08713	2-11, 2-23, 2-31, 2-33, 2-41, 2-43, 3-13, 3-29, 3-45, 3-47, 3-55, 3-59	1015033	2-39, 3-27
01683	2-39, 3-13, 3-15, 3-17, 3-23, 3-27, 3-29, 3-35, 3-61			1015048	2-19, 3-27
01684	2-3, 2-5, 2-7, 2-9, 2-21, 2-25, 2-29, 2-37, 3-15, 3-33, 3-41, 3-43, 3-77, 3-79, 3-81	08714	2-41	1015455	3-21, 3-23
01685	2-7, 2-19, 2-25, 2-29, 3-13, 3-29, 3-43, 3-47, 3-49, 3-55, 3-57, 3-59, 3-79	08716	2-7, 2-21, 2-25, 2-37, 3-33, 3-43	1017015	1-1, 3-21
01686	2-21, 2-31, 2-33, 2-41, 3-11, 3-57, 3-63	08875	3-70	1017022	1-1, 3-21
01699	3-81	09005	3-35	1017053	2-9
01754	2-15, 3-15	09007	3-27, 3-41	1017054	2-9
01760	2-9, 3-59, 3-67	09010	2-7, 2-25, 2-29, 2-35, 2-39, 2-41, 3-29, 3-47, 3-55, 3-59	1017079	3-72, 3-73
02076	2-21	09011	2-41, 3-59	1017197	3-17, 3-23
02141	3-83	09023	3-55, 3-59	1017218	2-7, 2-9, 2-23, 2-25, 2-29, 2-35, 2-37, 2-39, 2-41, 2-43, 3-33, 3-39, 3-45, 3-47, 3-49, 3-67
02430	4-12	09028	2-21, 2-23, 3-11, 3-59, 3-63	1017368	2-5
02850	2-9, 3-39	09088	2-31, 2-33	1017441	3-47
02892	3-37	09146	3-15	1017802	3-47
02942	2-23, 2-27, 3-47, 3-55	09162	2-11	1017957	2-5
03192	3-9	09198	2-3	1018151	2-41
03193	2-7	09200	2-27, 3-15, 3-17, 3-23	1018155	4-7
04051	2-11	09206	2-9	1019285	2-35
04846	2-11	09244	3-5	1019426	3-74, 3-75
05134	3-27	09252	3-13, 3-77	1020168	2-7, 2-9, 2-15, 2-23, 2-27
06415	2-31, 2-33	09291	2-31, 2-33, 3-57	1020170	3-77
06416	3-83	09294	3-9	1020174	2-27
06474A	3-49	09570	2-11, 2-21	1020341	2-7, 2-9, 2-29, 2-35, 2-39, 2-41, 3-3, 3-9, 3-13, 3-15, 3-21, 3-27, 3-29, 3-35, 3-39, 3-47, 3-57, 3-61, 3-67, 3-69, 3-79, 3-81
06549	2-9, 3-3, 3-5, 3-41, 3-69	09737	2-35		
06920	3-39	09738	2-39	1021219	4-7
06922	2-15	09739	2-27, 3-13, 3-15, 3-27, 3-35, 3-61	1022671	3-37
06927	2-9	09740	2-7, 2-13, 2-29, 2-35, 2-37, 2-39, 3-33, 3-43	1022846	2-31, 2-33
06933	3-3, 3-69	09767	2-23	1023920	3-41
06935	3-41	1002898	3-21	1024977	3-13
06942	2-17, 3-25, 3-31, 3-79	1002899	3-21	1025642	3-77
06943	2-9, 2-13, 3-35	1005375	4-7	1025736	3-67, 3-79
06944	3-79	1005435	3-21	1026352	3-79
06946	2-19	1005630	3-15, 3-61	1027290	2-39
06959	2-7	1005866	3-15, 4-5	1027395	3-5
06961	2-11, 3-68	1006400	3-15, 3-17	1027798	3-3, 3-5
06965	3-13	1007705	3-55	1027800	3-3, 3-5
06972	3-43, 3-45	1011170	3-15	1027976	3-35
07786	2-43, 3-39, 3-47	1011403	3-61	1028581	3-17, 3-23
07787	3-49	1011412	3-35	1030441	4-10
07790	3-63	1011735	2-13	1030444	4-10
07791	2-7, 2-11, 3-39, 3-47	1011895	3-15, 3-21	1031665	3-63
08172	3-39, 3-49	10120	2-31, 2-33	1031716	4-11
08708	2-9, 2-13, 2-19, 3-35, 3-45, 3-79	1013821	3-57	1035140	3-81
		1014328	2-29, 3-43	1036892	3-41, 3-47, 3-79
		1014548	4-11	1037032	4-7
		1014971	3-15, 3-17, 3-21, 3-23, 4-7		

CROSS REFERENCE

Part Number	Page Number	Part Number	Page Number	Part Number	Page Number
1037346	2-7, 2-9, 2-13, 2-19, 3-15, 3-21, 3-59, 3-77, 3-79, 3-81, 3-83	1052532	2-43	1054547	3-9
1037354	3-11, 3-41	1052663	2-39	1054579	3-9
1037355	2-15, 3-49	1052724	2-35	1054581	2-29, 3-43
1037358	2-11, 3-41, 3-47, 3-49	1052754	3-57	1054591	2-29, 3-43
1037822	1-1, 2-35	1052759	2-7	1054616	2-13
1038159	4-7	1052764	2-25	1054633	2-29
1039392	3-5	1052848	3-57	1054654	2-11
1039982	4-10	1052866	3-59	1054662	2-41
1039990	4-10	1052921	3-59	1054670	1-1, 2-31, 2-33
1040318	3-23	1052962	3-57	1054709	3-9
1040467	3-79	1052971	3-57	1054711	2-37, 3-33
1040803	3-45	1052999	2-23	1054764	3-41
1040868	3-18	1053109	2-39	1054774	3-43
1041766	2-37, 3-33, 3-41	1053142	2-39	1054776	3-15
1041772	2-37, 3-33, 3-41	1053144	3-59	1054787	1-1, 3-41
1042492	2-5	1053146	3-59	1054795	2-39
1042494	2-5	1053153	2-41	1054823	2-35
1042496	2-5	1053205	2-9	1054843	2-29
1042580	3-41	1053222	3-59	1054844	2-29
1043003	3-41	1053268	2-37, 3-33	1054849	2-29
1043318	3-21	1053324	3-21	1054893	3-9
1043371	4-3	1053327	2-41	1054897	3-61
1043866	3-15	1053336	3-15	1054948	3-45, 3-57
1044393	4-7	1053341	2-25	1055001	2-31
1045030	4-7	1053342	2-29, 3-43	1055027	2-33
1046041	4-7	1053418	2-21, 4-3	1055028	2-33
1048096	3-7	1053464	4-7	1055051	2-29, 3-43
1048474	3-70	1053541	3-55	1055056	2-15
1048512	3-70	1053586	2-7	1055064	2-13
1048643	4-7	1053593	3-57	1055102	2-5
1048741	4-7	1053615	3-61	1055188	3-15, 3-21
1048821	3-47	1053671	2-23	1055226	2-15
1048855	3-47	1053743	2-27	1055248	3-35
1049021	3-83	1053784	2-41	1055249	3-61
1049046	3-83	1053814	2-41	1055254	3-15
1049489	4-7	1053815	2-41, 3-47	1055255	3-15
1049637	4-7	1053825	2-11	1055257	2-21, 4-4
1050003	2-53	1053870	2-41	1055281	3-35
1050431	4-7	1053893	2-3	1055312	3-13
1050767	4-7	1053894	2-3	1055319	2-35
1050910	2-53	1053895	2-3	1055320	3-13
1051024	2-5	1053919	3-57	1055367	3-13
1051029	2-3	1053920	3-57	1055390	3-13
1051052	2-9	1053946	2-23	1055396	2-43
1051204	3-59	1053952	2-23	1055504	2-7
1051268	4-7	1053977	2-11	1055506	2-43
1051283	1-1, 2-43	1053991	2-27	1055515	1-1, 2-41
1051284	2-43	1053993	2-27	1055516	2-41
1051379	3-59	1054000	2-43	1055579	2-7
1051470	3-55	1054061	3-59	1055707	3-81
1051836	4-11	1054100	2-7	1055710	3-81
1051837	2-13, 4-11	1054178	3-35	1055776	2-7
1052009	3-15	1054231	2-37, 3-33	1055798	2-21
1052010	3-15, 3-17	1054282	2-31	1055820	2-35, 2-39
1052034	3-59	1054312	2-31, 2-33, 3-57	1055849	3-79
1052194	3-59	1054352	3-55	1055852	2-35, 2-39
1052259	2-9	1054370	2-35	1055854	3-79
1052520	2-37, 3-33	1054379	3-55	1055861	3-79
1052529	2-43	1054457	2-7	1055862	3-79
		1054461	2-11	1055938	2-35, 2-39
		1054499	3-11	1055962	2-27

CROSS REFERENCE

Part Number	Page Number	Part Number	Page Number	Part Number	Page Number
1056027	2-7	1057572	2-11	1059252	2-13
1056068	2-35	1057591	2-25	1059310	3-67
1056155	2-29	1057746	2-23	1059316	2-41
1056162	3-79	1057772	2-7, 3-11	1059317	2-39
1056168	3-79	1057780	2-7	1059321	2-15
1056189	3-45	1057785	2-11	1059338	2-41
1056211	3-79	1057792	2-52	1059342	3-3
1056267	2-35, 2-39	1057814	3-35	1059363	2-41
1056284	3-83	1057816	3-35	1059436	3-35
1056288	3-35	1057841	3-49, 3-55	1059457	3-57
1056291	3-35	1057850	2-23	1059498	2-41
1056364	3-67	1057905	3-55	1059534	2-37, 3-33
1056366	2-9	1057907	3-49	1059557	3-57
1056396	3-83	1057915	3-49	1059587	3-61
1056400	3-79	1057950	3-19	1059625	2-9, 2-13
1056402	3-81	1057955	2-35	1059627	3-79
1056412	2-11	1057978	3-27	1059657	3-49
1056413	2-11, 4-9	1057982	3-49	1059659	3-79
1056416	3-15	1058110	1-1, 3-41	1059661	2-37, 3-33
1056453	1-1, 2-43	1058111	1-1, 3-41	1059666	2-7
1056538	3-35	1058141	3-5	1059700	2-27
1056569	2-53	1058163	3-15	1059854	3-23
1056578	2-53	1058168	2-7	1059918	3-41
1056606	3-29	1058247	3-45	1059938	3-3
1056611	2-35	1058329	3-43	1059969	2-41
1056623	2-37, 3-33, 3-41	1058330	3-43	1059990	2-41
1056689	3-27	1058396	2-15	1060104	4-9
1056702	2-23	1058397	3-11	1060115	3-41
1056706	2-19	1058434	3-69	1060128	3-35
1056719	3-35	1058451	3-39	1060144	3-29
1056776	2-31	1058529	3-41	1060156	2-17
1056777	3-57	1058537	3-59	1060210	3-47
1056779	3-57	1058604	2-17, 2-19	1060225	3-39
1056813	1-1, 3-43, 3-45	1058612	2-19	1060269	2-35, 2-39
1056831	3-37	1058620	2-19	1060348	3-49
1056832	3-47	1058625	2-17	1060350	3-57
1056933	2-19	1058627	2-17	1060351	3-57
1056979	3-3	1058628	2-17	1060356	2-11
1056980	3-53	1058629	2-17	1060366	3-57
1056981	2-52	1058641	2-13	1060367	3-57
1056982	2-17, 3-25, 3-31, 3-51	1058643	2-52	1060380	3-63
1056987	2-33	1058647	2-15	1060381	3-63
1056994	2-31, 2-33	1058679	2-13	1060382	3-63
1057009	2-11	1058687	4-11	1060383	3-63
1057021	1-1, 2-25	1058694	3-3	1060394	3-47
1057022	2-25	1058695	3-41	1060424	2-39
1057032	2-11	1058808	3-43	1060426	3-63
1057043	2-11, 2-23	1058867	3-11	1060428	3-35
1057083	2-29	1058878	2-15	1060440	3-37
1057124	2-29	1058901	3-39	1060447	2-9
1057171	2-11	1059019	2-21	1060469	3-41
1057174	2-15	1059027	3-49	1060536	3-37
1057214	2-35	1059039	2-11	1060626	2-21
1057265	3-59	1059073	2-11	1060646	2-9
1057372	3-29	1059133	2-13	1060673	2-39
1057403	2-39	1059135	3-59	1060691	3-37
1057404	2-35	1059169	2-17	1060708	3-37
1057407	2-43	1059170	2-29	1060718	3-37
1057409	3-41	1059179	2-9	1060720	3-37
1057465	3-15, 3-21, 3-29	1059207	2-13	1060756	3-84
1057554	2-11	1059231	3-15	1060784	3-39

CROSS REFERENCE

Part Number	Page Number	Part Number	Page Number	Part Number	Page Number
1060798	2-9, 2-35	1064053	3-68	16412	1-1
1061002	2-9	1064184	2-15, 3-3, 3-7, 3-18, 3-31, 3-65	16735	2-11, 2-21, 3-67, 3-79
1061004	3-17	1064188	3-25, 3-31, 3-51	16879	3-63
1061049	4-11	1064189	3-51	16931	2-11, 3-68
1061135	3-39	1064191	2-15, 3-7, 3-18, 3-25, 3-31, 3-51, 3-65	16953	3-67
1061184	1-1, 2-31, 2-33	1064192	3-27	17461	2-23
1061185	1-1, 2-31, 2-33	1064246	2-39	18136	2-29
1061198	1-1, 2-43	1064439	2-53	19064	3-15
1061199	1-1, 2-43	1064469	2-9	19065	3-51
1061200	1-1, 2-43	1064476	3-77	19066	2-15, 2-31, 2-33, 3-3, 3-5
1061201	1-1, 2-43	1064583	2-13	19312	2-17
1061340	3-35	1064629	2-35	19315	3-3
1061356	3-37	1064665	4-11	20170	3-51
1061443	3-39	1064684	2-7, 3-29	20802	3-79
1061532	2-53	1064770	2-43	20944	3-29
1061560	2-53	1065071	2-9	20950	3-15, 3-21, 3-29
1061570	3-37	1065134	2-31, 2-33, 3-79	20951	3-15, 3-17, 3-21, 3-23, 3-29
1061571	3-37	1066112	3-77	20952	3-29
1061739	2-53	1066113	3-77	21120	3-83
1061741	2-23	1066118	3-77	21196	3-13
1061811	3-37	1066430	2-35	21659	4-12
1061812	3-37	1066433	2-35, 2-39	21661	4-12
1061910	2-17	1066436	2-35	222027	2-23
1061917	3-67	1066839	2-9	222158	3-51
1061918	2-17	10912	3-41	222210	2-23
1061926	3-84	10917	4-5	222260	2-23
1061954	3-27	11329	3-45	222267	2-9, 3-3
1061959	2-13	11398	3-47	222280	1-1, 2-19
1061960	2-13	11771	2-3	222290	2-13, 3-18
1062066	2-31, 2-33	11772	2-3	222376	3-61
1062106	3-3	11773	2-3	222460	3-49, 3-59
1062114	3-79	11777	2-3	222470	3-45, 3-47
1062199	2-17	11778	2-3	222473	3-71
1062273	2-53	11780	2-3	222504	3-39
1062434	3-27	11781	2-3	222516	3-49
1062578	2-3	12267	3-49	222648	3-83
1062651	2-39	12269	3-43, 3-45	222818	2-29, 3-43
1062659	3-37	12312	2-15, 3-67, 3-79	222846	1-1, 3-71
1062730	2-27	12316	2-15, 3-35	223065	2-11
1062792	3-67	12333	2-35	223078	3-67
1062813	2-53	12459	2-7	223248	3-79
1062814	2-53	130773	2-37, 3-5, 3-33	223330	2-9, 3-67
1062815	2-53	140145	3-55	223520	1-1, 2-25
1063071	3-35	140154	3-79	223537	2-25
1063157	3-27	140293	2-15, 3-27, 3-61	223595	3-67
10632-17	2-11	140626	3-49	223679	3-73, 3-75
10632-18	3-3	14799	2-11	230735	2-35
10632-2	3-5	14838	2-3, 2-5	23446	3-15
1063230	3-17	14884	3-35	23498	2-35, 2-39
1063263	3-3	150208	3-15	23683	3-55
1063326	3-43	150412	3-15, 3-21, 3-29, 3-61	24265	2-29, 3-29, 3-63
1063363	3-43	15047	2-31, 2-33	24299	2-3, 2-5
1063373	3-67	150540	3-15, 3-17	24555	3-57
1063399	3-39	150709	3-23	24584	3-35
1063416	3-47	15522	3-45	25005	2-17
1063419	3-47	15539	2-3, 2-5	25312	3-69
1063445	3-39	15675	2-35, 2-39, 3-57	25537	2-9
1063542	3-49	15678	2-9, 2-29, 3-15, 3-61	25887	3-43, 3-45
1063579	2-9	16411	1-1	28010	2-29, 3-43
1063931	2-13				
1064019	2-7				

CROSS REFERENCE

Part Number	Page Number	Part Number	Page Number	Part Number	Page Number
29558	3-49	377364	2-25, 3-57	44961	3-21, 3-23
30240	2-5	377384	2-3	45962	2-19
30406	2-11	377391	2-3	46236	2-9, 3-67
30533	3-68	377537	1-1	49162	3-70
32408	3-45	377538	1-1	49186	3-23
32483	2-7, 2-9, 2-17, 2-19, 3-3, 3-25, 3-31, 3-79	377540	1-1	49263	3-3
32485	2-11	379013	2-5	49266	3-3
32486	3-49	379829	2-23	49694	2-43
32490	2-15, 2-31, 2-33, 3-5	381502	2-23	49697	3-39
32491	2-9, 2-11, 2-23, 3-9, 3-41, 3-67, 3-79	382224	2-23	49800	3-39
32492	2-7, 2-17, 3-9, 3-13, 3-83	382320	3-70	49891	2-37, 3-33
32493	2-41, 3-55, 3-68	383724	3-51	50335	2-29
32509	4-7	385612	3-83	50544	2-27
32548	2-27	385685	2-35	50901	3-17
32598	3-35	386257	2-29	51225-1	2-23, 2-27
32720	3-45	386274	2-29	51317	2-23
32746	2-3, 2-5, 3-79	386299	3-55	54333	2-25, 3-27, 3-35, 3-61
32980	3-51	386364	3-29, 4-12	54400	3-49
32982	2-15, 2-17	386652	3-27	54660	3-83
32984	3-51	386810	3-25, 3-31, 3-51	55038	2-9
33584	3-35	386868	3-59	55094	3-83
33932	2-29, 3-29, 4-7	387431	2-23	55624	2-9
34877	3-11	390994	2-39	56119	2-39
35973	3-43, 3-45	391345	2-43	56166	3-59
360352	3-9	391365	3-27	57248	3-15, 3-17, 3-23
360460	2-35	391433	4-5	57598	3-39, 3-49
360801	3-49	392215	3-45	57702	3-13
360917	2-23	39277	3-9	578717	3-39
360943	2-5, 2-35	39283	3-83	578856	4-7
361076	2-13	39313	3-83	579211	3-39
361144	1-1, 2-13	393135	2-7, 3-29, 3-79	58078	3-83
361339	2-39, 3-43	39349	2-11, 2-17, 3-68	58366	2-7
363162	1-1, 2-43	394963	3-79	58494	3-59
363301	2-43	39658	2-15	58670	2-15
364441	2-31, 2-33, 2-39	39663	3-67	59658	2-35
364614	3-39, 3-47	397779	3-45	59861	2-23
365164	2-27, 3-27	397889	3-65	600437	2-15
367949	3-70	397918	2-3	601359	2-15
369359	3-13	397978	2-3	607775	4-7
369371	3-83	398500	3-35	611010	3-21
369415	3-81	398501	2-13	611221	2-19
369435	3-83	41140	2-17	630371	2-39
369462	3-83	41141	2-7, 2-35, 2-39	63378	2-9
369466	3-83	41169	3-81	63810	2-19, 2-27, 2-39, 3-27
369470	3-83	41178	3-41	63923	4-12
369481	3-83	41185	3-45	64425	2-31, 2-33
369496	3-83	41186	2-25, 2-29, 3-43, 3-57	64743	3-35
369781	3-49	41189	3-27	67366	2-7
369795	3-47	41360	3-45	67767	3-61
369796	3-47	41362	3-45	68567	3-37
370093	2-3	41430	2-27, 3-9, 3-13, 3-41, 3-47, 3-68, 3-83	69234	2-21, 3-35
370095	2-3, 2-5	41579	2-3, 4-7	70651	2-11
372874	4-3	41702	2-15	71579	2-7
372876	4-3	43454	2-9	71607	2-31, 2-33
372881	4-3	43555	3-15, 3-21	73342	3-27
377084	3-7, 3-51	43844	3-15, 3-17, 3-21, 3-23, 3-29, 3-61	73468	3-27
377328	3-83	43952	2-17	74455	2-27, 3-5
377349	3-27	44906	2-23, 2-31, 2-33, 2-41, 3-55	75934	3-79
				75939	2-17
				76062	2-15
				763025	2-9

CROSS REFERENCE

Part Number	Page Number	Part Number	Page Number	Part Number	Page Number
763045	2-7, 3-79	9007966	4-9	9008665	2-27
763064	2-27	9007967	4-9	9008668	3-47
763149	3-37, 3-39	9007968	4-9	9008670	3-41
76392	3-43, 3-45	9008017	2-39	9008671	3-39
76426	3-27	9008019	3-9	9008672	3-57
769785	3-35	9008031	2-35	9008673	3-21
77488	3-55	9008033	3-67	9008674	3-15
78840	3-27	9008035	2-37	9008675	4-3
78841	3-27	9008037	3-33	9008676	3-43
78842	3-27	9008043	3-35	9008678	2-35
78950	4-5	9008047	3-37	9008696	2-13
78951	4-5	9008052	2-39	9008709	4-3
78952	4-5	9008059	3-68	9008715	4-3
79273-2	3-27	9008061	3-11	9008716	4-3
80058	2-5	9008067	3-13	9008717	4-3
80127	3-47	9008069	3-7	9008718	4-3
80134	2-19	9008089	1-1	9008719	4-3
80235	3-55	9008090	1-1	9008720	4-3
80487	3-55	9008094	1-1	9008737	3-57
81884	3-45	9008115	3-35	9008738	2-35
81919	3-47	9008135	3-5	9008740	2-13
82226	2-13	9008139	3-3	9008741	2-9
82829	3-3	9008142	3-85	9008742	2-39
82833	2-21	9008143	3-85	9008743	2-39
83159	3-3, 3-5	9008144	3-85	9008744	2-13
83269	1-1, 3-41	9008145	3-85	94877	2-41, 3-55
83415	2-19	9008146	3-85		
86308	3-37	9008147	3-85		
86328	2-7	9008148	3-85		
86379	2-17	9008149	3-85		
86866	2-9, 3-55, 3-79	9008155	3-37		
86952	3-55	9008166	3-79		
87419	2-5	9008167	3-79		
87435	2-19	9008168	3-79		
89046	2-5	9008182	3-39		
89047	2-5	9008429	2-35		
89048	2-5	9008463	2-41		
89049	2-5	9008544	4-4		
9000845	3-3, 3-5	9008545	4-4		
9000879	3-3, 3-5	9008546	4-4		
9001055	3-72	9008547	4-4		
9001056	3-73	9008548	4-4		
9001057	3-75	9008549	4-4		
9001062	3-74	9008550	4-4		
9002021	1-1, 3-21	9008551	4-4		
9003008	4-10	9008552	4-4		
9003009	4-10	9008553	4-4		
9003010	4-10	9008554	4-4		
9003906	3-23	9008555	4-4		
9003909	3-21, 4-10	9008556	4-4		
9006159	4-7	9008557	4-4		
9006268	4-7	9008654	2-39		
9006270	3-15, 4-7	9008655	2-37		
9006325	4-7	9008656	3-33		
9007395	3-84	9008658	2-7		
9007853	2-29	9008659	2-7		
9007903	2-15	9008660	3-29		
9007947	2-13	9008661	2-9		
9007955	2-9	9008662	2-9		
9007964	4-9	9008663	3-77		
9007965	4-9	9008664	2-7		

PART DESCRIPTION TO PAGE NUMBER CROSS REFERENCE LIST

A

Actuator, 36vdc, 02.0strk, 0147lb, 2-41
 Actuator, 36vdc, 05.0strk, 0500lb, 2-23
 Actuator, 36vdc, 06.0strk, 0562lb, 3-49, 3-55
 Adapter, Swivel, 1.75, Abs, 3-37
 Alarm, Audio, 10-48vdc, W/ Shutter, 2-13
 Alarm, Backup, 12-48vdc, Adj, 3-3
 Angle, Battery, 2-19
 Angle, Keeper, Cable, 3-55
 Angle, Keeper, Shrd, Seat, 2-9
 Angle, Mtg, Bmpr, 2-35, 2-39, 3-11
 Angle, Mtg, Clip, Prop Rod, 2-9
 Angle, Mtg, Hppr, 3-41
 Angle, Mtg, Pump, 3-27
 Angle, Mtg, Shrd, Seat, 2-9
 Angle, Mtg, Tank, 2-35
 Angle, Shrd, Battery, 3-79
 Angle, Sppt, Battery, 3-79
 Angle, Stl, Perforated .03 1.4 1.4 26.0l, 2-27
 Arm Wldt, Brush, 3-43
 Arm Wldt, Lift, 2-23
 Arm Wldt, Lower, Sba, 3-59
 Arm Wldt, Upper, 3-59
 Arm, Brush, Pre-Sweep, Idler, Lh, 3-45
 Arm, Flat, Stop, Battery, 0.31, 3-83
 Arm, Lift, Head, 2-23
 Arm, Lift, Sqge, 2-41
 Armrest, Rh, 3-67
 Assy, Rod-End, .50, 4-7

B

Bag, Wand, Vacuum [10/Pk], 1-1, 3-41
 Bar, Retainer, Battery, 3-79
 Bar, Rnd, Plstc, 0.31d 08.5l, 2-39
 Base, Module, Light, 3-3
 Battery, Wet, 06vdc 0235ah, 1-1, 2-19
 Battery, Wet, 06vdc 0360ah, 1-1, 3-71
 Bearing [6003 2rs], 4-3
 Bearing, Ball [91962 2rs], 4-4
 Bearing, Ball, 0.24b 0.51d 0.20w [2seal], 3-37
 Bearing, Ball, 0.59b 1.26d 0.35w[2seal], 3-45
 Bearing, Ball, 0.62b 1.38d 0.43w, 2-29, 3-43
 Bearing, Flng, 2hole, 0.75b [Nyl], 2-11
 Bearing, Flng, 2hole, 0.75b, 2-11
 Bearing, Flng, 2hole, 1.25b, 2-11, 2-23
 Bearing, Journal, 0.75b 0.88d 0.75l, 2-11
 Bearing, Needle, 0.25b 0.88d 0.50w, 3-81
 Bearing, Pillowblock, 1.12b, 2-11
 Bearing, Split, 1.00b, 2-23
 Bearing, Steering, 4-3
 Bearing, W/ Collar, 0.75b 1.85d 1.06w, 3-43, 3-45
 Bellcrank, Lift, Sqge, 2-31, 2-33
 Belt Kit, W/Tool, Afrmkt [Qty 2], 2-29

Belt, Drive, 7grv [7pj], 3-43
 Blade Kit, Sqge, Linatex, Ci [T16], 1-1
 Blade Kit, Sqge, Rbr, Gum, Ci [T16], 1-1
 Blade Kit, Sqge, Ure, Ci [T16], 1-1
 Blade, Sqge [Outer Dual-D], 3-57
 Blade, Sqge, Front, 43.19l [Linard], 1-1, 2-43
 Blade, Sqge, Front, 43.19l, Gum, 1-1, 2-43
 Blade, Sqge, Front, 43.19l, Ure, 1-1, 2-43
 Blade, Sqge, Rear Linatex, 1-1, 2-43
 Blade, Sqge, Rear, Gum, 1-1, 2-43
 Blade, Sqge, Rear, Ure, 1-1, 2-43
 Blade, Sqge, Sba, Inner [Gum], 3-57
 Blade, Sqge, Sba, Inner [Linatex], 3-57
 Blade, Sqge, Sba, Inner [Ure 50d], 3-57
 Blade, Sqge, Sba, Outer [Gum], 3-57
 Blade, Sqge, Sba, Outer [Ure 50d], 3-57
 Blade, Sqge, Side Linatex, 1-1, 2-31, 2-33
 Blade, Sqge, Side, 25.10l Gum, 1-1, 2-31, 2-33
 Blade, Sqge, Side, 25.10l Ure, 1-1, 2-31, 2-33
 Bolt, Eye, M10 X 1.50 X 140mm, 13.00 Eye, 2-27
 Bolt, Shld, .41d X 0.35, M8 X 1.25, 3-35
 Boot, 90deg .50id .57id X .84id 1.0l,Blk, 2-21
 Boot, Circuitbreaker, 2-15, 3-7, 3-18, 3-25, 3-31, 3-51, 3-65
 Boot, Terminal, Battery, 25.4mm, Blk, 2-19
 Bracket Wldt, Actuator, Sba, 3-55
 Bracket Wldt, Brush, Adj, Lh, 3-47
 Bracket Wldt, Brush, Adj, Rh, 3-47
 Bracket Wldt, Lift, Head, Front, 2-23
 Bracket Wldt, Mtg [FaST, T16], 3-21
 Bracket Wldt, Mtg, Actuator, 3-49
 Bracket Wldt, Mtg, Battery [Rlr], 3-81
 Bracket Wldt, Mtg, Chrgr, 3-77
 Bracket Wldt, Mtg, Headlight, 3-39
 Bracket Wldt, Mtg, Latch, Cover, 3-39
 Bracket Wldt, Mtg, Latch, 3-39
 Bracket Wldt, Mtg, Ohg, 3-49
 Bracket Wldt, Mtg, Sba, 3-59
 Bracket Wldt, Mtg, 2-15
 Bracket Wldt, Sqge, Body, Lh, 2-33
 Bracket Wldt, Sqge, Body, Rh, 2-31
 Bracket, Angle, Keeper, Cable, 3-49
 Bracket, Keeper, Cable, 3-49
 Bracket, Latch, 3-67
 Bracket, Mtg [Quantum Ec-H2o], 3-15
 Bracket, Mtg, Lift, 3-49
 Bracket, Mtg, Actuator, 2-41
 Bracket, Mtg, Bmpr, 2-35, 2-39
 Bracket, Mtg, Cable, 3-49
 Bracket, Mtg, Cover, Recvy Tank, 2-35
 Bracket, Mtg, Extinguisher, 3-69
 Bracket, Mtg, Hose, 2-35, 2-39
 Bracket, Mtg, Hsng, Fan, 2-37, 3-33
 Bracket, Mtg, Latch, Keeper, 3-39
 Bracket, Mtg, Latch, Tank Cover, 3-70
 Bracket, Mtg, Latch, 3-67, 3-79

Bracket, Mtg, Ohg, 3-9
 Bracket, Mtg, Prop Rod, 2-9
 Bracket, Mtg, Pump, 3-29
 Bracket, Mtg, Seatbelt, 3-68
 Bracket, Mtg, Shrd, Corner, 2-7
 Bracket, Mtg, Shrd, Frame, 2-7
 Bracket, Mtg, Shrd, Lh, 2-7
 Bracket, Mtg, Shrd, Rh, 2-7
 Bracket, Mtg, Tank, Es, 3-29
 Bracket, Mtg, Tank, Front, 2-39
 Bracket, Mtg, Tank, Soltn, 2-39
 Bracket, Mtg, Tank, 2-7, 3-13
 Bracket, Mtg, Tray, 2-9
 Bracket, Mtg, Valve, Water, 2-39
 Bracket, Mtg, 3-79
 Bracket, Protector, Float Switch, 2-35
 Bracket, Pump, Soltn, 3-15, 3-21
 Bracket, Pump, Wand, Spray, 3-35
 Bracket, Pump, 3-61
 Bracket, Retainer, Spring, 2-3, 2-5
 Bracket, Retainer, 3-55
 Bracket, Sppt, Brg, 2-11
 Bracket, Sppt, Shrd, 3-79
 Bracket, Sppt, Tank, Lh, 2-39
 Bracket, Sppt, Tank, Rh, 2-35
 Bracket, Sqge, Side, Hinge, Lh, 2-33
 Bracket, Sqge, Side, Hinge, 2-31
 Bracket, Stop, Hinge, 3-39
 Bracket, Strainer, Pump, Es, 3-27
 Bracket, Valve, Large, 4-7
 Brake, Rotor, 4-4
 Brake, W/Lever, Complt, 4-4
 Brush Assy, Carbon, Motor, Ele [1pc], 3-47
 Brush Assy, Disk, Scb, 13.0d, Nylon, 2-5
 Brush Assy, Disk, Scb, 13.0d, Polypropylene Stiff, 2-5
 Brush Assy, Disk, Scb, 13.0d, Polypropylene, 2-5
 Brush Assy, Disk, Scb, 13.0d, Super Abrasive, 2-5
 Brush Assy, Disk, Scb, 18.0d, Nylon, 2-3
 Brush Assy, Disk, Scb, 18.0d, Polypropylene, 2-3
 Brush Assy, Disk, Scb, 18.0d, Super Abrasive, 2-3
 Brush Assy, Disk, Swp, 19.0d, Polypropylene, 2-5
 Brush Kit, Motor, 1052754, 3-57
 Brush Kit, Motor, 2-37, 3-33, 3-41
 Brush, Disk, Swp, 19.0d, Polypropylene, 2-5
 Brush, Scb, 35l, 20sr, Heavy Duty Polypropylene, 2-3
 Brush, Scb, 35l, 20sr, Polyester, 2-3
 Brush, Scb, 35l, 20sr, Super Abrasive, 2-3
 Brush, Scb, 35l, 20sr, Polypropylene, 2-3
 Brush, Swp, 24L, 06Dr, Pyp, Spl, 2-5
 Brushholder, Motor, Ele, 3-47
 Bumper Kit, Front, Ci [T16], 3-11
 Bumper Wldt, Tube, 3-11
 Bumper, Rbr, 1.0d 0.38th .25-20, 3-79

Bumper, Rbr, 1.5d 0.63 0.31h, 3-39, 3-47
 Bumper, Rbr, 2.5d X 1.00, 3-83
 Bumper, Rear, Lh, Afmkt [T16], 2-39
 Bumper, Rear, Rh, Afmkt [T16], 2-35
 Bumper, Sba, 3-63
 Bumper, Ure, 1.50d 1.25l, 3-13
 Bumper, Ure, 2-23
 Busbar, .06 1.0W 1.4H 4.4L Relay, 2-17
 Bushing, Flex, Ure, 2-41, 3-47
 Bushing, Flng, 0.50b 0.59d 0.25l, 2-41
 Bushing, Flng, 0.50b 0.59d 0.38l, 2-23, 3-59
 Bushing, Flng, 1.00b 1.13d 0.75l, 3-59
 Bushing, Sleeve, 0.63b 0.72d 0.38l, 2-31, 2-33
 Bushing, Sleeve, 1.00b 1.13d 1.750l, Fgl, 3-35

C

Cable Assy, 02ga .31ring /.31ring, 175a, 2-17, 2-19
 Cable Assy, 06ga Red / Blk, 050a /175a, 3-73, 3-75
 Cable Assy, 10ga .25ring /.31ring, 050a, 2-17
 Cable Assy, Battery, 02ga [Sb175], 3-79
 Cable, 02ga 08.0l Red .31ring /.31ring, 2-19
 Cable, 02ga 12.0l Red .31ring /.31ring, 2-19
 Cable, 06ga 16.0l Blk .25ring /.25ring, 2-17
 Cable, 06ga 24.0l Brown .25ring /.25ring, 2-17
 Cable, 06ga 52.0l Blk .25ring /.25ring, 2-17
 Cable, 06ga 53.0l Brown .25ring /.25ring, 2-17
 Cable, Glv .06d 005.8l .26eye /.26eye, 2-9
 Cable, Glv .06d 012.0l .26eye /.26eye, 3-13
 Cable, Glv .13d 021.2l .50eye / M10, 3-49
 Cable, Glv .13d 026.5l .50eye / M10, 3-49
 Cable, Ss .09d 011.5l .50eye /.50eye, 3-59
 Cable, Ss .13d 032.0l .2clevis /.50eye, 3-55
 Cam, Adj, Brush, 2-29
 Cap, Brush, Motor, Ele, 3-47
 Cap, Plstc, .04 1.38 X 2.30 0.5l, 2-19
 Cap, Snap, 2.17d, 3-29
 Capacitor, Plug [.01 Uf, 200v], 3-18
 Caster Assy, Swivel, 1-1, 2-41
 Caster, Rigid, 5.0d X 2.0w, 4hole, 3-83
 Caster, Swivel, 5.0d 2.0w, 4hole, Gray, 3-83
 Casting, Aluminum, 4-3
 Catch, Latch, Tank Cover, 3-70
 Catch, Snap, Push, Mal, 3-37
 Chain, Rlr, 35 X 35 Pitches, 2-11
 Chain, Steering [T16], 4-3
 Channel Wldt, Bmpr, Lh, 3-13
 Channel Wldt, Bmpr, Rh, 3-13
 Channel Wldt, Sppt, Steering, 2-11
 Channel, .18, 27.8w 2.3 0.9l, 5/0.3h, 3-81

Channel, Lift, Head, Rear, 2-23
 Charger Kit, 36vdc 021a, 1ph, Ci [Tj], 3-74, 3-75
 Charger Kit, 36vdc 021a, 1ph, Domestic, Ci, 3-72
 Charger Kit, 36vdc, Ci [Domestic/Export], 3-73
 Charger, 36vdc 20a 100vac [Ob Jp], 3-77
 Charger, 36vdc 20a 115vac [Ob Us], 3-77
 Charger, 36vdc 20a 230/240vac [Ob Exp], 3-77
 Circuitboard Kit, Interface, Ci, 4-9
 Circuitbreaker, 02.5a, Resetable, 2-15, 3-3, 3-7, 3-18, 3-31, 3-65
 Circuitbreaker, 15.0a, Resetable, 3-25, 3-31, 3-51
 Circuitbreaker, 20.0a, Resetable, 3-51
 Circuitbreaker, 25.0a, Resetable, 3-51
 Clamp Wldt, Front, 3-57
 Clamp Wldt, Rear, 3-57
 Clamp Wldt, Retainer, Sqge, 2-43
 Clamp, Cable, Ss, 1.12d X 0.38w, 1hole, 2-27
 Clamp, Cable, Stil, 0.25d X 0.56w, 1hole, 2-9, 3-67
 Clamp, Cable, Stil, 0.63d X 0.50w, 1hole, 3-35
 Clamp, Cable, Stil, 0.63d X 0.75w, 1hole, 3-3
 Clamp, Cable, Stil, 0.69d X 0.62w, 1hole, 3-61
 Clamp, Cable, Stil, 0.9x1.8x0.62w, 1hole, 2-11, 2-21
 Clamp, Cable, Stil, 1.00d X 0.75w, 1hole, 2-21, 3-35
 Clamp, Cable, Stil, 1.0x2.0x0.62w, 1hole, 2-7
 Clamp, Cable, Stil, 1.25d X 1.00w, 1hole, 2-7
 Clamp, Cable, Stil, 1.50d X 0.75w, 1hole, 2-7
 Clamp, Cable, Stil, 2.00d X 0.75w, 1hole, 3-15, 3-21
 Clamp, Hose, Wir, .52 - .56, Yel, 4-7
 Clamp, Hose, Wir, .63 - .66, Blk, 4-7
 Clamp, Hose, Wormdrive, 0.25-0.62d, .31w, 3-15, 3-17, 3-21, 3-23, 3-29, 3-61
 Clamp, Hose, Wormdrive, 0.31-0.88d, .31w, 2-25, 3-27, 3-35, 3-61
 Clamp, Hose, Wormdrive, 0.56-1.06d, .56w, 2-19, 2-27, 2-39, 3-27
 Clamp, Hose, Wormdrive, 2.62-3.50d, 3-15, 3-21
 Clamp, Hose, Wormdrive, 3.56-4.50d, .50w, 2-35, 2-39
 Clamp, Hose, Wormdrive, 5.56-6.50d, .56w, 2-37, 3-33
 Clamp, Pivot, Link, 2-41
 Clevis, 0.31d X 0.75l, 2-31, 2-33
 Clevis, Adj, 0.38pin, M10x1.5, 3-49
 Clip, Circuitboard, 2-15
 Clip, Grip, Finger, 0.31-0.75d, Nk Pl, 3-15

Clip, Grip, Rod, 0.49-0.63, Blk Plstc, 2-9
 Clip, Keeper, 2-11
 Clip, Motor, Ele, 3-47
 Clip, Wire, Snap-In, .47d, 3-59
 Connector Kit, Tubing, 4-12
 Connector, Fem, 2cav, Mp280 Sealed, 4-5
 Contactor, 36vdc, 100a, Sp, No, 3-25, 3-31, 3-51
 Contactor, 36vdc, 150a, Spst, 2-15
 Controller Kit, Replmt [Ec-H2o], 4-7
 Controller, Drive [T16], 2-13
 Cord, Chrgr, Ele, Tj, 3-74, 3-75
 Cord, Extn, 16ga /3, 10ft [Sjt], 3-72, 3-73
 Cord, Power, 16/3, 15ft Blk [Us], 3-77
 Coupling, Shaft, 0.75b X 0.75b, 2-11
 Coupling, Sqge, 2-41
 Cover, Access, Fltr, 3-35
 Cover, Belt, Pre-Sweep, Afmkt [T16], 3-43
 Cover, Belt, 2-29
 Cover, Box, Connector, 4-4
 Cover, Circuitboard W/Labels, Afmkt, Tj (Japan Only), 2-15
 Cover, Circuitboard W/Labels, Afmkt, 2-15
 Cover, Cooling Fan, 2-37, 3-33, 3-41
 Cover, Idler, 2-29
 Cover, Module, Light, 3-3
 Cover, Motor, Afmkt [T16], 3-57
 Cover, Motor, 4-4
 Cover, Plstc, Hub, Alm, 4-4
 Cover, Pocket, Afmkt [ec-H20 T16], 3-15
 Cover, Pocket, Afmkt [FaST T16], 3-21
 Cover, Pre-Sweep, Afmkt [T16], 3-39
 Cover, R/O Battery, Afmkt, 3-79
 Cover, Sba, Afmkt [T16], 3-47
 Cover, Tank, Rcvry, Afmkt [T16], 2-35
 Cover, Tank, Slnt, Armkt, Tj [ec-H20 T16] (Japan Only), 2-39
 Cover, Tank, Slnt, Armkt, Tj [FaST] (Japan Only), 2-39
 Cover, Tank, Sltn, Afmkt [ec-H20 T16], 2-39
 Cover, Tank, Sltn, Afmkt [FaST T16], 2-39
 Crank Replacement Kit, 4-12
 Cuff, Adapter, 1.75 X 2.00, Pvc, 3-37

D

Device, Centering, Clip On, TI [Gf Pp], 2-3, 2-5
 Diode, Ele, Plug, 2-13, 2-17, 3-18, 3-25, 3-31, 3-51
 Disc, Headlight, 2-7
 Disk, Driver, Pad, W/ Face, 17.0d, 2-3
 Disk, Driver, Pad, W/ Face, 18.0d, 2-3
 Door, R/O Battery, Afmkt, 3-79
 Driver Assy, Pad, 13.0d, 2-5
 Driver Assy, Pad, 17.0d [432mm], 2-3
 Driver Assy, Pad, 18.0d, 2-3
 Duct, Vyl, 0.40 X 0.75 .25d Max 48.0l, 3-5

E

Ec-H2o Kit [Module C, Plumbing], 4-7
 Electrode, 5 Plate, High Flow, 4-7
 Electrode, Cylindrical, 4-7
 Extinguisher, Fire, 2.5 Lb Dry, 3-69

F

Fan, Vacuum, 5.7d, 036vdc, 3 Stage, 2-37, 3-33, 3-41
 FaST 365 2 Ltr, Detergent, 1-1, 3-21
 FaST 665 2 Ltr, Detergent, 1-1, 3-21
 FaST 965 2 Ltr, Detergent, 1-1, 3-21
 FaST Klit Injector, Ci [FaST II+] (See Breakdowns), 3-21
 FaST Kit, Ci [Inj Rebl, T7/Ssr, li+], 4-10
 FaST Kit, Ci, Injector Filters[FaST li+], 4-10
 FaST Kit, Ci, Injector Seals [FaST li+], 4-10
 FaST Kit, Injector, Ci [FaST II+] (See Breakdowns), 3-23
 FaST Kit, Injector, Ci[T7/Ssr FaST li+], 4-10
 FaSTener, 09.00I [Hook & Loop], 3-33
 Fastener, 09.00I [Hook & Loop], 2-37
 Filter, Panl, Dust, 2.0 X 06.1 X 07.6, 1-1, 2-35
 Filter, Soltn, 020mesh, Pm12 3.1d 02.6l, 2-39
 Filter, Soltn, 080mesh, Pm12 3.2d 08.0l, 3-15, 3-21, 3-29
 Filterbox Wldt, Pre-Sweep, 3-41
 Fitting Assy, Qdc, Pf04, 3-15
 Fitting Assy, Soltn, Bh, 2-39
 Fitting, Brs, E90, Bm06/Pm06, Short, 3-35
 Fitting, Brs, E90, Pf06/Pm06, Spcl, 3-35
 Fitting, Brs, Str, Bm08/Pm06 [Taped], 3-35
 Fitting, Brs, Str, Pf06/Pm12, 3-35
 Fitting, Brs, Str, Pm02, Plug [Skhd], 3-15
 Fitting, Brs, Str, Pm02/Pm02, 4-7
 Fitting, Brs, Tee, Pm04/Pf04/Pf04, Run, 3-23
 Fitting, Plstc, Body, Spray, Pf04, 3-15
 Fitting, Plstc, E90, Bm04/Pm04, Nyl, 3-15
 Fitting, Plstc, E90, Bm05/Pm02, Nyl, 4-7
 Fitting, Plstc, E90, Bm06/Bm06, 3-15, 3-17, 3-21, 3-23, 3-29
 Fitting, Plstc, E90, Bm06/Bm08, 3-61
 Fitting, Plstc, E90, Bm06/Pf08, Swivel, 3-21
 Fitting, Plstc, E90, Bm06/Pm04, Nyl, 3-15, 3-17, 3-23
 Fitting, Plstc, E90, Bm06/Pm06, Nyl, 3-15, 3-61
 Fitting, Plstc, E90, Bm06/Pm06, 3-15, 3-21, 3-29, 3-61
 Fitting, Plstc, E90, Bm10/Bm10, 3-27
 Fitting, Plstc, E90, Bm10/Pm08, 2-39
 Fitting, Plstc, E90, Bm10/Pm12, 3-27
 Fitting, Plstc, Pf12/Pf12, Bh, 3-27
 Fitting, Plstc, Pipe, Cap, Pf04, 3-21

Fitting, Plstc, Plug, Pm06, Sq Head, 2-39
 Fitting, Plstc, Rst, .38od / .13id, 3-17
 Fitting, Plstc, Str, Bm04, Cplg, Fem, 3-21
 Fitting, Plstc, Str, Bm04/Pm04, 3-17
 Fitting, Plstc, Str, Bm06/Bm06, 3-15, 3-21, 3-29
 Fitting, Plstc, Str, Bm06/Pm02, Nyl, 4-7
 Fitting, Plstc, Str, Bm06/Pm04, Nyl, 3-23
 Fitting, Plstc, Str, Bm06/Pm04, 3-15, 3-17
 Fitting, Plstc, Str, Bm08/Pm06, 3-35
 Fitting, Plstc, Str, Bm10/Bm10, 2-27, 3-27
 Fitting, Plstc, Str, Bm12/Pm12, 3-27
 Fitting, Plstc, Str, Pf12/Pf12, 3-27
 Fitting, Plstc, Str, Pm04, Cplg, Mal, 3-21
 Fitting, Plstc, Str, Pm04/Pm04, 3-15, 3-17
 Fitting, Plstc, Tee, Bm06/Bm06/Pf04, Br, 3-17, 3-23
 Fitting, Plstc, Tee, Pf04/Pf04/Pf04, 3-15
 Fitting, Spcl, Pf04/Pf04/Pf04/Pf04, 3-17
 Fitting, Stil, Pm04/Pm02/Pm04/Pm02, Spcl, 3-15
 Fitting, Stil, Str, Bm06/Pm06, Swivel, 3-35
 Fitting, Swivel, .375 Npt, 3-35
 Flange, Brg, 1.9id 2h, 3-43, 3-45
 Flange, Lift, Torque, Arm, 2-23
 Flapper, Valve, Pump, Water, 3-27
 Frame Wldt [T16], 2-7
 Frame Wldt, Mtg, Rlr, 3-83
 Frame Wldt, Pre-Sweep, 3-41
 Frame Wldt, Sqge, 3-57
 Frame, Cart, Battery [7200], 3-83
 Frame, Sqge, Inner, 2-43
 Frame, Sqge, Outer, 2-43
 Fuse, 100a, 0.88 2.4l, 125volt, 2-17

G

Gasket, .25 1.88d 1.0id [Poron], 3-27
 Gasket, .75, 03.94w 04.92l, Adh[Nitrile], 3-41
 Gasket, Base, Module, 3-3
 Gasket, Box, Fltr, 3-39
 Gasket, Cover, Belt, 2-29
 Gasket, Cover, Circuitboard, 2-15
 Gasket, Cover, Fltr, 2-35
 Gasket, Vacfan, 2-37, 3-33
 Gasspring, 90lb, 3.9strk, 3-59
 Grip, Handle, Rnd, 3-83
 Grip, Handle, 3-83
 Grip, Lock, 2-43
 Grommet, Blind, 3-15, 4-7
 Grommet, Mtg, Light, 2-7
 Grommet, Pye, 0.37id, F/1.5h, .13 Matl, 3-29
 Grommet, Rbr, .88id, F/1.3h, .19 Matl, 2-7
 Grommet, Rbr, 0.50id, F/0.8h, .12 Matl, 2-11
 Grommet, Rbr, 0.62id, F/0.9h, .12 Matl, 3-5
 Grommet, Rbr, 0.69ID, F/1.0H, .25 Matl, 3-3
 Grommet, Rbr, 1.31id, F/1.6h, .12 Matl, 2-11

Guard Kit, Sqge, Ci [T16], 3-13
 Guard Wldt, Ohg, Top, 3-9
 Guard Wldt, Sba, 3-63
 Guard, Light, Revl / Strobe, 3-5
 Guide, Sqge, Lh, 2-33
 Guide, Sqge, Rh, 2-31

H

Handle Kit, Wand, Afmkt, 3-37
 Handle Wldt, Battery Cart, 3-83
 Handle, Door, 3-41
 Harness Kit, Wire, Instmt Panel, Ci, 4-9
 Harness, Cable, Propel Motor [T16], 2-52
 Harness, Diagnostic [T16], 2-17
 Harness, Main, Ele [T16], 2-52
 Harness, Main, Controlboard[Ec-H2o 5cell], 4-7
 Harness, Switch, Seat [7200], 2-9, 3-67
 Harness, Swpr [T16], 3-53
 Harness, Wire [Ec-H20, T16], 3-19
 Harness, Wire, Adapter, 2-29
 Harness, Wire, Alarm / Light [T16], 3-3
 Harness, Wire, Light, Ohg [T16], 3-5
 Harness, Wire, Propel Motor [T16], 2-52
 Head Kit, Pump, Water, Repair, 4-5
 Head Wldt, Disk, 2-25
 Head Wldt, Scb, Cyl, 2-27
 Headlight, 36vdc, Led, Ul, 3-7
 Hinge Wldt, 3-79
 Hinge, .25pin .12 4.0w 04.0l, 4/0.30h, 3-79
 Hinge, .38pin .12 3.5w 12.0l, 5/0.38sl, 3-39
 Hook Wldt, Latch, 2-29, 2-31, 2-33, 3-57
 Hook, Nozzle, Hd Pye, 3-35
 Hopper, Debris, Afmkt [T16], 2-27
 Hopper, Pre-Sweep, Afmkt [T16], 3-41
 Horn, 36vdc, 110dba, 2-7
 Hose Assy, Drain, 2.00id X 33.9l, Blk, 2-35, 2-39
 Hose Assy, W/2cuff, 1.8d 042l 1.8/1.8, 3-37
 Hose Kit, Replmt [T16], 3-35
 Hose, Afmkt, Pvc, Brd, 0.38id, 01ft, Clr, 3-15, 3-17, 3-21, 3-23, 4-7
 Hose, Afmkt, Pvc, Brd, 0.38id, 02ft, Clr, 3-15, 3-21, 3-23, 3-29
 Hose, Afmkt, Pvc, Brd, 0.38id, 03ft, Clr, 3-15, 3-17
 Hose, Afmkt, Pvc, Brd, 0.38id, 08ft, Clr, 3-15, 3-17, 3-23, 3-29, 3-61
 Hose, Afmkt, Pvc, Brd, 0.50id, 01ft, Clr, 3-61
 Hose, Afmkt, Pvc, Brd, 0.50id, 08ft, Clr, 3-35
 Hose, Afmkt, Pvc, Brd, 0.62id, 01ft, Clr, 2-39, 3-27
 Hose, Afmkt, Pvc, Brd, 0.62ID, 02ft, Clr, 3-27
 Hose, Afmkt, Pvc, Brd, 0.62id, 03ft, Clr, 2-27, 3-27
 Hose, Afmkt, Pvc, Brd, 0.75id, 01ft, Clr, 2-19, 3-27

Hose, Afmkt, Pvc, Clr, 0.25id, 01ft, 3-21
 Hose, Pvc, Brd, 0.31id 0.53od, 2ft, Clr, 4-7
 Hose, Vacuum, 1.75id X 057.1l, 2cuff, 2-35
 Hose, Water, Mold, 0.62id X 012.2l, 3-27
 Housing Wldt, Battery, R/O [No Battery], 3-81
 Housing Wldt, Brg, Pre-Sweep, 3-43
 Housing Wldt, Brush, Iron Gray, 3-83
 Housing Wldt, Pivot, 3-47
 Housing Wldt, Sppt, 3-83
 Housing, Bottom, 4-7
 Housing, Fing, Brg, 3-45
 Housing, Sqge, Holder, Wheel, F/609648, 3-37
 Housing, Vacfan, Afmkt [T16], 2-37
 Housing, Vacfan, Dual, Afmkt [T16], 3-33
 Hub, Alm, 4-4
 Hub, Drive, Brush, Disk, 0.75b [6t], 2-25, 3-57
 Hub, Drive, Brush, Disk, 3hole 5.8bc[6t], 2-3, 2-5
 Hub, Drive, Brush, Disk, 3hole 5.8bc, 2-5

I

Insulation, Acstc, 0.5, 06.6 X 15.8 C-0, 2-37, 3-33

K

Key, Ignition, Sgl, 1-1, 2-13
 Key, Sq, 0.19 X 0.19, 0.75l, 2-29, 3-43, 3-45
 Key, Sq, 0.19 X 0.19, 1.00l, 2-11
 Key, Sq, 0.25 X 0.25, 1.00l, 2-25, 3-57
 Key, Sq, 05mm X 05mm, 25mml, 2-29, 3-43
 Knob Assy, Star, 3.21d 5ear M12, 2-41
 Knob Assy, Star, 3.21d 5ear M8, 3-45, 3-57
 Knob, Star, 1.50d 0.88l 3ear M8x1.25 Fem, 3-45, 3-47

L

Label [User, Attention, Ec-H2o], 2-53
 Label set, info/Hzd [T16], 2-53
 Label, Circuitbreaker, Panl, Ele, 2-13
 Label, Circuitbreaker, 2-15
 Label, Direction [Ec-H2o], 4-7
 Label, Hzrd, Flammable Matl, Na, 2-53
 Label, Logo [T16], 2-53
 Label, Logo, 04.4l White / TI [Es], 2-53
 Label, Logo, 05.8l White / Hg [Tennant], 2-53
 Label, Logo, 05.8l White / TI [Tennant], 2-53
 Label, Logo, 06.1l White / TI [Fast], 2-53
 Label, Logo, 08.0l White / TI [Tennant], 2-53
 Label, Logo, 12.3l 4color [Ec-H2o], 2-53
 Label, Logo, 14.9l 4color [Ec-H2o], 2-53
 Label, Model [T16], 2-53

Label, Module [Nsf, Ec-H2o], 4-7
 Label, Opertnl, Console, Lh, 2-13
 Label, Opertnl, Console, Rh, 2-13
 Label, Opertnl, Vacuum Wand Handle, 3-37
 Lamp, Bulb, Strobe, 3-3, 3-5
 Latch, Cmpr, Yel Grip, 2-31, 2-33, 3-79
 Latch, 2-29, 3-39, 3-67, 3-70, 3-79
 Lens, Amb, F/ Revl / Flasher, 3-3, 3-5
 Lens, Blu, F/ Revl / Flasher, 3-3, 3-5
 Lens, Red, F/ Revl / Flasher, 3-3, 3-5
 Light Assy, Led, 3-3
 Light Assy, Pre-Sweep, Afmkt, 3-39
 Light Kit, Front, Ci [T16], 3-7
 Light Kit, Strobe, Ci [T16], 3-3
 Light Kit, Strobe, Ohg, Ci [T16], 3-5
 Light, Strobe, Amb, 12-48vdc, Rwk, 3-3, 3-5
 Link, Chain, Rlr, 35, 2-11
 Link, Master, 4-3
 Link, Tensioner, Spring, 2-41
 Lip, Tray, Debris, 2-27
 Lock, Floor, 3-83
 Lock, Secondary, 2cav, Mp280 Sealed, 4-5

M

Magnet, Drive Brush, 2-9
 Manifold Kit, Sys, Water, Battery, Ci, 3-84
 Manifold, Bar, Spray, 33.7inch, 2-27
 Manifold, Detgt .25id, 3-23
 Manifold, Solt, Sba, 3-61
 Manifold, Solt, 2-25
 Manifold, Sys, Water, Battery, 3-84
 Manual, Oprtr [T16 Ele, Cn], 3-85
 Manual, Oprtr [T16 Ele, En, Na], 3-85
 Manual, Oprtr [T16 Ele, Es, Na], 3-85
 Manual, Oprtr [T16 Ele, Fr, Na], 3-85
 Manual, Oprtr [T16 Ele, Jp], 3-85
 Manual, Oprtr [T16 Ele, Ptb], 3-85
 Manual, Parts [T16 Ele, En, Na/Int], 3-85
 Manual, Service Info [T16 Ele, En], 3-85
 Mesh Assy, Cloth [T16 Cargo Net], 2-9
 Module Kit, Replmt [Ec-H2o] (See Breakdowns), 3-15
 Module Kit, Replmt [Ec-H2o], 4-7
 Molding, Afmkt, Trim, Pvc, .08 .11, 01ft, 2-7, 2-9, 2-15, 2-23, 2-27
 Molding, Afmkt, Trim, Pvc, .08 .11, 02ft, 3-77
 Molding, Afmkt, Trim, Pvc, .08 .11, 03ft, 2-27
 Motor Assy, Ac, Drive, Complt, 4-4
 Motor, Ele, 36vdc 0.08hp 0068rpm Gear Lh, 3-47
 Motor, Ele, 36vdc 0.08hp 0068rpm Gear Rh, 3-47
 Motor, Ele, 36vdc 0320rpm 0.63hp Gear, 3-57
 Motor, Ele, 36vdc 0360rpm 1.00hp Gear, 2-25
 Motor, Ele, 36vdc 1750rpm 1.00hp 22.0a, 2-29, 3-43

Mount Wldt, Arm, 3-57
 Muffler, Vacfan, 2-37, 3-33

N

Nozzle, Spray, Gun, 3-35
 Nut, Compression, 2.25-12, Abs, 3-37
 Nut, Hex, Flexlock, .31-18, 2-19
 Nut, Hex, Fing, M6 X 1.00, 3-63
 Nut, Hex, Fing, M8 X 1.25, 2-7, 2-11, 3-39, 3-47
 Nut, Hex, Jam, .31-24, 3-51
 Nut, Hex, Jam, 1.12-12, 2-11
 Nut, Hex, Jam, M10 X 1.5, [Din439], 2-27
 Nut, Hex, Lock, .25-20, NI, Ss, 3-81
 Nut, Hex, Lock, .25-20, NI, 3-79
 Nut, Hex, Lock, .31-18, NI, Thin, 2-9, 3-59, 3-67
 Nut, Hex, Lock, #06-32, NI, 2-17
 Nut, Hex, Lock, M10 X 1.5, NI, Ss, 2-41
 Nut, Hex, Lock, M10 X 1.5, NI, 2-27, 3-9, 3-13, 3-41, 3-47, 3-68, 3-83
 Nut, Hex, Lock, M12 X 1.75, NI, 3-43, 3-45
 Nut, Hex, Lock, M3 X 0.50, NI, Ss, 3-39
 Nut, Hex, Lock, M4 X 0.70, NI, Ss, 2-29, 3-29, 4-7
 Nut, Hex, Lock, M4 X 0.70, NI, 2-9, 3-39
 Nut, Hex, Lock, M5 X 0.80, NI, Ss, 2-27, 3-13, 3-15, 3-27, 3-35, 3-61
 Nut, Hex, Lock, M5 X 0.80, NI, 2-9, 3-3, 3-5, 3-41, 3-69
 Nut, Hex, Lock, M6 X 1.00, NI, Ss, 2-7, 2-21, 2-25, 2-31, 2-33, 3-27, 3-41, 3-57
 Nut, Hex, Lock, M6 X 1.00, NI, 2-9, 2-13, 2-19, 3-35, 3-45, 3-79
 Nut, Hex, Lock, M8 X 1.25, NI, Ss, 2-11, 2-23, 2-31, 2-33, 2-41, 2-43, 3-13, 3-29, 3-45, 3-47, 3-55, 3-59
 Nut, Hex, Lock, M8 X 1.25, NI, 2-11, 3-9, 3-35, 3-41, 3-43, 3-45, 3-49, 3-68, 3-79, 3-83
 Nut, Hex, Std, .25-20, 2-17
 Nut, Hex, Std, M10 X 1.50, Ss, 3-49
 Nut, Hex, Std, M12 X 1.75, 3-83
 Nut, Hex, Std, M3 X 0, 2-15, 3-15
 Nut, Hex, Std, M5 X 0.80, 8, 2-29
 Nut, Hex, Std, M6 X 1.00, Brs, 2-17
 Nut, Hex, Std, M8 X 1, 2-43, 3-39, 3-47
 Nut, Low Crown, M10 X 1.5, Blk, 2-7, 3-11
 Nut, Retainer, .31-18 0.48d 0.20l, 3-59
 Nut, T, M10 X 1.50 X 0.62od X 0.5l, 2-43
 Nut, T, M10 X 1.50 X 15.80od X 13.0l, 2-31, 2-33

O

Ohg Kit, Ci W/ Hd Bmpr Or Pre-Sweep, 3-9

P

Pad, Buff, 13.0d, Red [1pick=1pad], 2-5
 Pad, Buff, 18.0d, Red [1pick=1pad], 2-3
 Pad, Polish, 13.0d, White [1pick=1pad], 2-5
 Pad, Polish, 18.0d, White [1pick=1pad], 2-3
 Pad, Scb, 13.0d, Blue, 2-5
 Pad, Scb, 18.0d, Blue [1pick=1pad], 2-3
 Pad, Stripping, 13.0d, Brown[1pick=1pad], 2-5
 Pad, Stripping, 18.0d, Blk [1pick=1pad], 2-3
 Pad, Stripping, 18.0d, Brown[1pick=1pad], 2-3
 Pad, Surf Prep, 13.0d [Mar, 1pick=1pad], 2-5
 Pad, Surf Prep, 18.0d [Mar, 1pick =1pad], 2-3
 Pad, Tank, Hyd [W/Psa], 3-23
 Paint, Airdry, Blk, 12oz, 1-1
 Paint, Airdry, Gray, 12oz [Enamel], 1-1
 Paint, Airdry, Iron Gray, 12oz[Pwdr Coat], 1-1
 Paint, Airdry, Off-White, 12oz, 1-1
 Paint, Airdry, Teal, 12oz, Solid, 1-1
 Panel Assy Kit, Console, Top, Ci, 4-9
 Panel Assy, Console, Instmt (See Breakdowns), 2-11
 Panel Assy, Console, Instmt, 4-9
 Panel Kit, Console, Bottom, Ci, 4-9
 Panel Wldt, Mtg, Contactor, 3-81
 Panel, Access, Pedal Assy, 2-13
 Panel, Console, Lh, 2-13
 Panel, Console, Rh, 2-13
 Panel, Ele, Ec-H20, Fast, Afmkt, TJ (Japan Only), 2-13
 Panel, Ele, Ec-H20, Fast, Afmkt, 2-13
 Panel, Ele, W/Labels, Afmkt, TJ (Japan Only), 2-13
 Panel, Ele, W/Labels, Afmkt, 2-13
 Pawl, Ratchet, 3-35
 Pawl, Str, 3-79
 Pedal Assy, Accelerator, Brake (See Breakdowns), 2-13
 Pedal Assy, Accelerator, Brake, 4-11
 Pedal, Brake, W/ Tread, 4-11
 Pedal, Propel, W/ Tread, 4-11
 Pin Wldt, Pivot, 3-59
 Pin, 0.63d, 02.0l [W/Cbore, M8 Screw], 2-43
 Pin, Axle, Brg, 3-37
 Pin, Clevis, 0.19d X 0.63l, 3-55
 Pin, Clevis, 0.37d X 1.00l, 2-31, 2-33
 Pin, Clevis, 0.37d X 1.50l, 3-49
 Pin, Clevis, 0.37d X 1.75l, 2-23
 Pin, Clevis, 0.37d X 2.25l, 2-23
 Pin, Clevis, 0.37d X 3.25l, 3-39, 3-49
 Pin, Clevis, 0.37d X 5.25l, 2-41
 Pin, Clevis, 0.50d X 1.25l, 3-83
 Pin, Clevis, 0.50d X 2.25l, 2-41
 Pin, Clevis, 0.50d X 3.00l, 3-55
 Pin, Clevis, 0.50d X 3.50l, 3-49

Pin, Clevis, 0.50d X 6.00l, 2-23, 2-27
 Pin, Clevis, 0.62d X 2.12l, 2-23
 Pin, Clevis, 0.75d X 1.69l, 3-83
 Pin, Clevis, 0.75d X 5.50l, 3-83
 Pin, Clevis, 10mmd X, 2-41, 3-55
 Pin, Cotter, .094 X 0.50, 3-39, 3-49
 Pin, Cotter, Hair, 0.25d .125 Wir, 3-49
 Pin, Cotter, Hair, 0.38d .072 Wir, 2-9, 3-55, 3-79
 Pin, Cotter, Hair, 0.38d .093 Wir, 2-23, 2-31, 2-33, 2-41, 3-55
 Pin, Cotter, Hair, 0.43d .079 Wir, 3-83
 Pin, Cotter, Hair, 0.75d .148 Wir, 3-83
 Pin, Hair, Cotter, 0.62d .120 Wir, 2-23, 2-27, 3-47, 3-55
 Pin, Hitch, .375d X 3.12l, Pl, 3-13
 Pin, Roll, .125d X 0.38l, .125/.129, 3-35
 Pin, Roll, .250d X 2.00l, .250/.256, 3-47
 Pin, Roll, .375d X 2.00l, .375/.382, 2-23
 Pin, Roll, 6 X 20mm, 4-3
 Pivot Wldt, Sba, 3-59
 Plate Assy, Orifice, 0.008id, Orange, 4-10
 Plate Wldt, Deck, Sba, 3-57
 Plate Wldt, Mtg, 3-35
 Plate Wldt, Screen, Hppr, 3-39
 Plate Wldt, Seat, W/Labels, Aftmkt, TJ (Japan Only), 2-9
 Plate Wldt, Seat, W/Labels, Aftmkt, 2-9
 Plate Wldt, Sppt, Brg, 2-11
 Plate, Adapter, Brush, 3-47
 Plate, Arm, Adj, 3-45
 Plate, Arm, Prop, 2-35
 Plate, Backing, Switch, 2-15
 Plate, Clamp, Wire, 2-15
 Plate, Cover, W/Label, Afmkt, TJ (Japan Only), 2-35
 Plate, Cover, W/Label, Afmkt, 2-35
 Plate, Door, Brush, 3-45
 Plate, Frame, Mtg, Pre-Sweep, Lh, 3-41
 Plate, Frame, Mtg, Rh, 3-41
 Plate, Hold-Down, 3-45
 Plate, Lift, Head, 2-27
 Plate, Mtg, Bmpr, 2-35, 2-39
 Plate, Retainer, Skirt, 3-41, 3-43
 Plate, Seat, R/O Battery, Afmkt, 3-79
 Plate, Sppt, 2-23, 3-57
 Plate, Step, 3-63
 Plate, Stop, Hinge, 3-79
 Plate, Washer, Bmpr, 3-63
 Plate, 4-3
 Plug, Adapter, Port, 3-37
 Plug, Drive, Brush, Nyl, 3-43, 3-45
 Plug, Drive, Brush, 2-29
 Plug, Hole, Rnd, 1.50h Blind, Blk Nyl, 3-11
 Plug, Hole, Rt, Rocker Switch, .87 X 1.7, 2-13
 Plug, Hole, Soltn Tank, Blk Pyu, 2-39
 Plug, Idler, Brush, 2-29
 Plug, Orifice, 0.04l, Ss [FaST li+], 4-10
 Pulley, Cable, 1.5d Nyl, 3-49
 Pulley, Tens [T7/R14 Steering Assy], 4-3
 Pump, Detgt, 36vdc (See Breakdowns), 3-29

Pump, Metering Solution, 4-12
 Pump, Soltn, 36vdc, Impeller, 3-27
 Pump, Soltn, Ele, 36vdc (See Breakdowns), 3-15
 Pump, Soltn, Ele, 36vdc, 45psi, 3-35
 Pump, Soltn, Ele, 36vdc, 60psi [Deutsch], 3-21
 Pump, Soltn, Ele, 36vdc, 3-61, 4-5

R

Rail, Adj, Slide, Seat, 11.5l, W/ Latch, 2-9
 Rail, Adj, Slide, Seat, 11.5l, 2-9
 Reel Assy, Hose, 3-35
 Replacement Kit, Bellows, 4-12
 Resistor, 011.00ohm, 0040watt [5%], 3-15
 Retainer, Blade, Sqge, 14.2l, 3-37
 Retainer, Seal, Fltr, 2-35
 Retainer, Shaft, Rlr, 3-83
 Retaining, Ext, 1.00d, Basic, 3-35
 Ring, Compression, 3-37
 Ring, Mtg, Sqge, .38l, 2-43
 Ring, Retaining, Ext, 0.38d, [E-Ring], 3-57
 Ring, Retaining, Ext, 0.59d, Basic, 3-43, 3-45
 Ring, Retaining, Ext, 0.62d, Basic, 2-29
 Ring, Retaining, Ext, 1.12d, 2-11
 Ring, Retaining, Ext, 1.25d, 2-23
 Ring, Retaining, Ext, 1.375od, 2-21
 Ring, Retaining, Int., 2-29, 3-43
 Ring, Retaining, 4-4
 Ring, Seal, 4-4
 Rivet, Blind, .125d X 0.44 X .25d, Alm, 3-37
 Rivet, Blind, .125d X 0.54 X .25d, Alm, 3-70
 Rivet, Blind, .188d X 0.45 X .62d, Alm, 2-27
 Rivet, Blind, .188d X 0.53 X .62d, Alm, 3-37
 Rivet, Plstc, Circuitboard, 2-15
 Rod Wldt, Prop, 2-9, 3-79
 Rod, Thr, 2end, M8x1.25/ M10x1.5 04.7l, 2-43
 Rod, Thr, Full, .25-20 01.5l, 2-15
 Roller Assy, 1.90d 23.66l, Stl, 3-83

S

Screen, Pump, 3-29
 Screw Kit, 4-4
 Screw, Btn, M5 X 1.0 X 12, Blk, 2-9, 2-13
 Screw, Btn, M8 X 1.25 X 20, Blk, 2-7, 3-29, 3-79
 Screw, Flt, Phl, 10-32 X 0.31, 4-7
 Screw, Flt, Soc, M6 X 1.00 X 20, 10.9, 3-63
 Screw, Flt, Soc, M6 X 1.00 X 25, 10.9, 2-31, 2-33
 Screw, Hex, .25-20 X 0.50, G5, 3-3
 Screw, Hex, .25-20 X 0.50, NI, 2-15
 Screw, Hex, .25-20 X 1.25, Ss, 3-81

- Screw, Hex, .31-18 X 0.75, Sems, 3-67
 Screw, Hex, .38-16 X 0.88, G5, 3-13
 Screw, Hex, .44-20 X 1.00, G5, 3-67
 Screw, Hex, 06-20 X 0.38, Fmg/Ab, Pl, 3-27
 Screw, Hex, M10 X 1.5, 2-11, 3-68
 Screw, Hex, M10 X 1.50 X 100, 8.8, 3-11
 Screw, Hex, M10 X 1.50 X 20, Ss, 2-31, 2-33, 3-57
 Screw, Hex, M10 X 1.50 X 25, 8.8, 3-83
 Screw, Hex, M10 X 1.50 X 25, Ss, 2-21, 2-23, 3-11, 3-59, 3-63
 Screw, Hex, M10 X 1.50 X 30, 8.8, 3-9
 Screw, Hex, M10 X 1.50 X 35, 9.8, Sems, 2-11, 3-41, 3-47, 3-49
 Screw, Hex, M10 X 1.50 X 80, 8.8, 3-13
 Screw, Hex, M10 X 1.50 X 90, 8.8, 2-7
 Screw, Hex, M12 X 1.75 X 50, Fl, 3-83
 Screw, Hex, M12 X 1.75 X 60, 8.8, 3-43, 3-45
 Screw, Hex, M4 X 0.70 X 12, 8.8, 2-9
 Screw, Hex, M4 X 0.70 X 50, Ss, 4-7
 Screw, Hex, M5 X 0.80 X 10, Fl, 2-9
 Screw, Hex, M5 X 0.80 X 12, 8.8, 2-15, 3-67, 3-79
 Screw, Hex, M5 X 0.80 X 12, Ss, 2-39
 Screw, Hex, M5 X 0.80 X 16, 8.8, 3-5
 Screw, Hex, M5 X 0.80 X 20, 8.8, 3-13, 3-77
 Screw, Hex, M5 X 0.80 X 25, Ss, 2-15, 3-35
 Screw, Hex, M6 X 1.00 X 10, Fmg, 3-51
 Screw, Hex, M6 X 1.00 X 110mm, Ss, 3-41
 Screw, Hex, M6 X 1.00 X 12, Fmg, 2-27, 3-5
 Screw, Hex, M6 X 1.00 X 16, Fmg, 2-39, 3-43
 Screw, Hex, M6 X 1.00 X 16, Ni, Ss, 3-45
 Screw, Hex, M6 X 1.00 X 16, Ss, 2-9, 2-29, 3-15, 3-61
 Screw, Hex, M6 X 1.00 X 20, 8.8, 2-9, 2-13, 3-35
 Screw, Hex, M6 X 1.00 X 20, 9.8, Sems, 3-79
 Screw, Hex, M6 X 1.00 X 20, Fmg, 2-7
 Screw, Hex, M6 X 1.00 X 20, Ss, 2-7, 2-21, 2-25, 2-37, 3-33, 3-43
 Screw, Hex, M6 X 1.00 X 25, 8.8, 3-79
 Screw, Hex, M6 X 1.00 X 25, 9.8, Sems, 3-41, 3-47, 3-79
 Screw, Hex, M6 X 1.00 X 25, Ss, 3-27, 3-41
 Screw, Hex, M6 X 1.00 X 30mm, Ss, 3-45
 Screw, Hex, M6 X 1.00 X 35, 8.8, 2-19
 Screw, Hex, M6 X 1.00, 2-17, 3-25, 3-31, 3-79
 Screw, Hex, M8 X 1.25 X 100, 8.8, 2-7
 Screw, Hex, M8 X 1.25 X 100, Ss, 3-55
 Screw, Hex, M8 X 1.25 X 110, Ss, 2-31, 2-33, 2-39
 Screw, Hex, M8 X 1.25 X 12, Ss, 3-59
 Screw, Hex, M8 X 1.25 X 130, Ss, 2-23
 Screw, Hex, M8 X 1.25 X 16, 8.8, 2-11, 2-21, 3-67, 3-79
 Screw, Hex, M8 X 1.25 X 16, Ss, 2-35, 2-39, 3-57
 Screw, Hex, M8 X 1.25 X 20, 8.8, 2-11, 3-68
 Screw, Hex, M8 X 1.25 X 20, Fmg, 2-7, 3-79
 Screw, Hex, M8 X 1.25 X 20, Ss, Sems, 2-7, 2-9, 2-29, 2-35, 2-39, 2-41, 3-3, 3-9, 3-13, 3-15, 3-21, 3-27, 3-29, 3-35, 3-39, 3-47, 3-57, 3-61, 3-67, 3-69, 3-79, 3-81
 Screw, Hex, M8 X 1.25 X 20, Ss, 2-7, 2-13, 2-29, 2-35, 2-37, 2-39, 3-33, 3-43
 Screw, Hex, M8 X 1.25 X 25, 8.8, 3-9
 Screw, Hex, M8 X 1.25 X 25, 9.8, Sems, 2-7, 2-9, 2-13, 2-19, 3-15, 3-21, 3-59, 3-77, 3-79, 3-81, 3-83
 Screw, Hex, M8 X 1.25 X 25, Ss, Ni, 2-35
 Screw, Hex, M8 X 1.25 X 25, Ss, 2-7, 2-25, 2-29, 2-35, 2-39, 2-41, 3-29, 3-47, 3-55, 3-59
 Screw, Hex, M8 X 1.25 X 30, 9.8, Sems, 3-11, 3-41
 Screw, Hex, M8 X 1.25 X 30, Ss, 2-41, 3-59
 Screw, Hex, M8 X 1.25 X 35, 9.8, Sems, 2-15, 3-49
 Screw, Hex, M8 X 1.25 X 35, Fl, Ss, 3-55, 3-59
 Screw, Hex, M8 X 1.25 X 35, Ni, Ss, 2-35
 Screw, Hex, M8 X 1.25 X 50, Fl, Ss, 3-39
 Screw, Hex, M8 X 1.25 X 50, Ss, 2-43
 Screw, Hex, M8 X 1.25 X 55, Ss, 3-39
 Screw, Hex, M8 X 1.25 X 70, Ss, 2-23
 Screw, Hex, M8 X 1.25 X 80, 8.8, Fl, 3-47
 Screw, Pan, 06- X 0.38, F/ Plstc, 3-37, 3-39
 Screw, Pan, M5 X 0.80 X 30, Ss, 2-15, 3-27, 3-61
 Screw, Pan, M8 X 1.25 X 25, Blk, 3-63
 Screw, Pan, Phl, .31-18 X 0.75, G2, 2-9
 Screw, Pan, Phl, 06-20 X 0.50, Fmg/Ab, 2-9, 3-3
 Screw, Pan, Phl, 06-32 X 1.00, G1, 2-17
 Screw, Pan, Phl, 08-16 X 0.50, F/ Plstc, 3-70
 Screw, Pan, Phl, 10-14 X 0.75, F/ Plstc, 2-5, 2-35
 Screw, Pan, Phl, 10-14 X 1.00, F/ Plstc, 2-35
 Screw, Pan, Phl, 12-16 X 0.50, F/ Plstc, 3-70
 Screw, Pan, Phl, M3 X 0.50 X 10, 4.8, 3-39
 Screw, Pan, Phl, M3 X 0.50 X 12, 4.8, 3-15
 Screw, Pan, Phl, M3 X 0.50 X 20, 4.8, 2-15
 Screw, Pan, Phl, M4 X 0.70 X 10, Ss, 3-39
 Screw, Pan, Phl, M4 X 0.70 X 16, 4.8, 2-9
 Screw, Pan, Phl, M4 X 0.70 X 16, Ss, 2-29, 3-29, 3-63
 Screw, Pan, Phl, M4 X 0.70 X 35, Ss, 2-3
 Screw, Pan, Phl, M5 X 0.80 X 16, 4.8, 3-3, 3-69
 Screw, Pan, Phl, M5 X 0.80 X 16, Tcut, Ss, 4-7
 Screw, Pan, Phl, M5 X 0.80 X 25, 4.8, 3-41
 Screw, Pan, Phl, M5 X, 2-27, 3-15, 3-17, 3-23
 Screw, Pan, Phl, M6 X 1.00 X 35, Ss, 2-3, 2-5, 3-79
 Screw, Pan, Phl, M8 X 1.25 X 20, 4.8, 2-35
 Screw, Set, Soc, 08-32 X 0.25, Ni, 2-29, 3-43
 Screw, Set, Soc, M6 X 1.00 X 8, Ni, 2-11
 Screw, Soc, M8 X 1.25 X 60, 12.9, 3-9
 Seal, Afmkt, Bulb, Dual, 0.30G, 02Ft, 2-35
 Seal, Afmkt, Bulb, Dual, 0.30G, 08Ft, 2-35, 2-39
 Seal, Afmkt, Wiper, 02Ft, 2-9
 Seal, Foam, 0.13 2.00w 12.0l, Adh, 2-7, 3-29
 Seal, Mtg, Vacfan, 2-37, 3-33
 Seal, Org, .103 X 0.73id, 4-9
 Seal, Org, .125 X 0.1.13id [Nitrile], 3-35
 Seal, Rbr, Clsd, 0.375, 5.0d 2.5h, 3-41
 Seal, Rbr, Clsd, 0.75, 0.75w 05.5l Adh, 2-9
 Seal, Wire, 14/16ga [Wp / Mp280 Sealed], 4-5
 Seat Belt Kit, Ci [T16], 3-68
 Seat Kit, Dlx, Ci [T16], 3-67
 Seat, Std, 2-9
 Seat, Suspension [Michigan Model V-5200], 3-67
 Seatbelt, 60.0l, 3-68
 Seatbelt, Retractable, 3-67
 Sensor, Capacitive, 3-27
 Sensor, Level, Liq, 14vdc 01a .62-11, 2-35
 Sensor, Position [Hall], 4-11
 Sensor, Press, 3 Psi, 8-30vdc, 2-39
 Shaft Assy, Steering, 2-11
 Shaft Wldt, Lift, Tool, 2-23
 Shaft, Drive, Pre-Sweep, Lrg Brg, 3-43
 Shaft, Drive, 2-29
 Shaft, Idler, Brush, Main, 3-45
 Shaft, Steering, 4-3
 Sheave, 07grv, 03.3pd 0.63b [Pj], 2-29, 3-43
 Sheave, 07grv, 1.22pd 0.55b [Pj], 2-29, 3-43
 Sheave, Idler, 015mmid, 2.44pd, 3-55
 Shield, Plug, Drive, 3-45
 Shroud Wldt, Battery, 3-79
 Shroud, Corner, Lh, Afmkt [T16], 2-7
 Shroud, Frame, Afmkt [T16], 2-7
 Shroud, Front, Afmkt [T16], 2-7
 Shroud, Seat, Afmkt [T16], 2-9
 Shroud, Seat, Chrgr, Afmkt [T16], 3-77
 Skirt, Neo, .18, 03.94w 24.57l, 05/ Sl, 1-1, 3-41
 Skirt, Rbr, .06, 03.36w 24.12l, 05/ Hole, 1-1, 3-41
 Skirt, Rbr, .06, 04.25w 024.09l, 05/ Sl, 1-1, 3-41

CROSS REFERENCE

Skirt, Rbr, .12, 03.75w 28.00l, 04/ Sl, 1-1, 2-25
Skirt, Rbr, .12, 03.75w 37.00l, 04/ Sl, 1-1, 2-25
Skirt, Rbr, .12, 09.46w 18.93l, 04/ Hole, 1-1, 3-43, 3-45
Sleeve, 0.32b 0.50d 0.3l, 2cham, Ss, 3-49
Sleeve, Flng, 0.32b 1.00/0.50d 0.6l, Ss, 2-41
Sleeve, Nyl, 1.22id 35.0l, 2-21
Sleeve, P/M, 0.25b 0.38d 0.3l, Pl, 3-79
Sleeve, P/M, 0.32b 0.44d 0.2l [430ss], 2-9, 2-35
Sleeve, P/M, 0.32b 0.50d 0.3l [430ss], 3-49
Sleeve, P/M, 0.32b 0.50d 0.5l [430ss], 3-49, 3-59
Sleeve, P/M, 0.34b 0.63d 0.4l, Ss / Oil, 2-35
Sleeve, P/M, 0.34b 0.63d 1.2l, Bnz, 2-43
Sleeve, P/M, 0.51b 0.63d 0.3l, Pl, 3-55
Sleeve, P/M, Flng, 0.33b 0.75/0.50d 0.8l, 2-35
Sleeve, Wheel, Sba, 3-57
Spacer, Alm, 4-4
Spacer, Arm, Brush, 3-45
Spacer, Battery, 0.75 X 3.0 X 21.0, 3-71
Spacer, Battery, Foam, 1.75 X 4.8 X 7.0, 2-19
Spacer, Battery, Foam, 2.00 X 2.0 X 11.0, 2-19
Spacer, Brg, 2-29, 3-43
Spacer, Idler .25 Lg, 3-55
Spacer, Rnd, .38b .88d .38l, 2-9
Spacer, Sqge, Neo, 3-57
Spray Hose Kit, Ci [T16], 3-35
Spring, Cmpr, 0.98od .13wir 01.3l, Ss, 2-43
Spring, Cmpr, 1.10od .17wir 02.5l, Pl,Mw, 2-23
Spring, Extn, 0.35od 0.05wir 02.8l, 4-11
Spring, Extn, 0.50od 0.07wir 03.0l, 4-11
Spring, Extn, 0.62od 0.08wir 03.0l, 2-31, 2-33
Spring, Extn, 1.13od 0.13wir 04.50l, 3-59
Spring, Extn, 1.26od 0.18wir 03.4l, 2-41
Spring, Retaining, Brush, 2-5
Spring, Tors, 0.55id .05wir 04.0coil, 4-11
Spring, Wir, 0.16d, Brush Retaining, 2-3, 2-5
Sprocket, Steering, 0.75b, 2-11
Sprocket, Steering, 1.12b, 2-11
Sprocket, 4-3
Squeegee, Hand, 3-37
Stabilizer Wldt, Str, 2-7
Stand-Off, Wir, M6, Insulator, Panel, 2-15
Steer-Control Assy, Wheel Drive (See Breakdowns), 2-21
Steer-Control Assy, Wheel Drive, 4-3
Strainer, Soltn, 20mesh, Cyl, 3.5d 09.5l, 3-27
Strap Assy, Sqge, Side, 2-31, 2-33
Strap, Mtg, Sensor, 3-27

Strap, Retainer, Handle, 3-37
Strap, Static, W/Grommet, .19 1.1w 25.0l, 2-7
Strip, Retainer, Skirt, Front, Lh, 2-25
Strip, Retainer, Skirt, Front, 2-25
Stud, Ball, .39d .31-16, Gasspring, 3-59
Support Wldt, Hsng, Battery, 3-79
Switch, Ignition [Merit GmbH], 2-13
Switch, Press, 25 Psi, Pm02, 3-15
Switch, Rocker, Dpdt, On / None / On, 2-13, 3-35
Switch, Rocker, Dpst, On / None / On, 3-65
Switch, Rocker, Prgrsv, 3-7, 3-51
Switch, Rocker, Spst, Mom, 4-7
Switch, Safety, Shutoff, 2-13
Switch, Seat, No [Delta 6500], 3-67
Switch, Snap, 15a, Rlr, 2-15

T

Tank, Recvy, Rm-Cptl, Trimmed [T16], 2-35
Tank, Soltn, Es, Afmkt [T16], 3-29
Tank, Soltn, Rm-Cptl, Trimmed [T16], 2-39
Terminal, Fem, Mp280, Sealed, 18-16ga, 4-5
Tie, Cable, Nyl, 07.3l .19w 1.8 Max D, 3-3
Tie, Cable, Nyl, 11.0l, .14w, 3.0 Max D, 2-37, 3-5, 3-33
Tie, Cable, Nyl, 11.4l .19w 3.0 Max D, 3-3
Tie, Cable, Nyl, 14.5l .30w 4.0 Max D, 3-21, 3-23
Tire Assy, Solid, 300mm X 100mm, Rbr, 2-21
Tire Assy, Solid, 300mm X 100mm, Ure, 2-21
Tire Kit, Puller, 4-4
Tray, Battery [Quantum], 2-19
Tray, Console, Afmkt [T16], 2-9
Tray, Debris, 11.0l, 2-35
Tread, Non-Skid, Step, 06.5w 16.3l, Sba, 3-63
Tube Assy, Float, 42.0 L, 2-39
Tube Wldt Kit, Console, Instmt, Ci, 4-9
Tube Wldt, Arm, Brush, Side, 3-47
Tube Wldt, Ohg, 3-9
Tube, 0.25id 0.52od 03.4l, Stl, 3-41
Tube, 0.34id 0.62od 00.2l, Stl, 3-9
Tube, 0.51id 0.74od 01.4l, Stl, Pl, 3-43, 3-45
Tube, Column, Steering, 2-11
Tube, Guard, 3-13
Turnbuckle, Replmt, Afmkt [T16], 2-41

V

Vac Wand Kit, Ci [T16], 3-37
Vacfan Kit, Dual, Ci [T16], 3-33
Vacfan Kit, Sgl, Ci [T16], 2-37
Valve Kit, Check, Pump, Water, 3-27
Valve Kit, Pump, 4-12

Valve, Check, 0002psi [FaST li+], 4-10
Valve, Check, 0005psi [FaST li+], 4-10
Valve, Check, 0005psi Bm06/Bm06, 3-21, 3-23
Valve, Check, 0030psi Pm04/Pf04, 3-15
Valve, Check, Pump, Water, 3-27
Valve, Reg, Water, 3-84
Valve, Solenoid, 0.25" Orifice, 24vdc, 4-7
Valve, Water, Solenoid, 36vdc 6.0mm Pf04, 3-17, 3-23
Valve, Water, Solenoid, 36Vdc Bm10/Bm10, 3-61
Valve, Water, Solenoid, 36vdc Bm12/Bm12, 2-39

W

Washer Flat, 0.50, Sae, 3-49
Washer, Flat, .19b .50d .06, Alm, Blind, 3-37
Washer, Flat, 0.12b 0.38d .03, Pl, 3-37
Washer, Flat, 0.16b 0.38d .05, Pl, 06, 3-15
Washer, Flat, 0.19b 0.44d .05, Pl, 08, 3-51
Washer, Flat, 0.19b 0.50d .03, Stl, Blk, 2-13
Washer, Flat, 0.25, Fendr, 3-41
Washer, Flat, 0.25, Sae, 2-7, 2-9, 2-17, 2-19, 3-3, 3-25, 3-31, 3-79
Washer, Flat, 0.25, Std, 2-15, 2-31, 2-33, 3-5
Washer, Flat, 0.25b 0.47d .06, Brs, 2-17
Washer, Flat, 0.25b 0.56d .05, Pl, 10, 2-15, 2-31, 2-33, 3-3, 3-5
Washer, Flat, 0.27b 0.69d .05, Ss, 2-3, 2-5, 2-7, 2-9, 2-21, 2-25, 2-29, 2-37, 3-15, 3-33, 3-41, 3-43, 3-77, 3-79, 3-81
Washer, Flat, 0.28b 1.00d .06, Stl, Blk, 3-45
Washer, Flat, 0.31, Sae, 2-11, 2-17, 3-68
Washer, Flat, 0.31, Std, 2-9, 2-11, 2-23, 3-9, 3-41, 3-67, 3-79
Washer, Flat, 0.32b 1.00d .12, Ss, 2-7, 2-9, 2-23, 2-25, 2-29, 2-35, 2-37, 2-39, 2-41, 2-43, 3-33, 3-39, 3-45, 3-47, 3-49, 3-67
Washer, Flat, 0.34b 0.69d .06, Nyl, 2-9
Washer, Flat, 0.34b 1.50d .12, Stl, Pl, 2-23
Washer, Flat, 0.38, Sae, 2-11
Washer, Flat, 0.38, Std, 2-7, 2-17, 3-9, 3-13, 3-83
Washer, Flat, 0.38B 0.88D .08, Ss, 3-47
Washer, Flat, 0.38b 0.88d .08, Ss, 2-7, 2-19, 2-25, 2-29, 3-13, 3-29, 3-43, 3-49, 3-55, 3-57, 3-59, 3-79
Washer, Flat, 0.41b 0.81d .07, Stl, 2-9
Washer, Flat, 0.44b 0.88d .08, Ss, 2-41
Washer, Flat, 0.44b 1.00d .06, Ss, 2-21, 2-31, 2-33, 2-41, 3-11, 3-57, 3-63
Washer, Flat, 0.45b 1.00d .12, Ss, 3-67
Washer, Flat, 0.50, Std, 2-41, 3-55, 3-68
Washer, Flat, 0.50b 1.00d .38, Stl, Pl, 3-55
Washer, Flat, 0.52b 1.25d .06, Nyl, 3-55


Washer, Flat, 0.66b 2.50d .19, Ss, 3-47
Washer, Flat, 0.91b 1.38d .06, Stl, Pl, 2-13
Washer, Flat, 08, Ss, 2-3, 4-7
Washer, Flat, 1.02b 1.75d .12, Stl, 3-35
Washer, Flat, 10, Ss, 2-39, 3-13, 3-15,
3-17, 3-23, 3-27, 3-29, 3-35, 3-61
Washer, Flat, Belleville, .25, 3-45
Washer, Flat, Belleville, .31, 2-25, 2-29,
3-43, 3-57
Washer, Lock, Int, 0.25, 2-15, 2-17
Washer, Lock, Int, 0.31, Ss, 2-17
Washer, Lock, Int, 0.31, 3-51
Washer, Lock, Int, 0.88, Pl, 2-13
Washer, Lock, Int, 04, 2-15
Washer, Lock, Int, 10, 3-51
Washer, Lock, Int-Ext, 0.25, 2-17
Washer, Lock, Int-Ext, 0.31, 2-7, 2-35,
2-39
Washer, Sealing, 0.28b 0.75d Ss, Neo,
3-27
Washer, Thrust, 0.34b 1.00d .06 [Garlok],
3-59
Washer, Thrust, 0.41b 1.50d 0.25w, 3-59
Washer, Thrust, 0.61b 1.25d .06, Fgl, 2-31,
2-33
Washer, Thrust, 0.79b 1.42d 0.06[Garlok],
2-11
Washer, Thrust, 1.81b 2.93d .06w, Plstc,
2-41
Washer, Thrust, Plstc 1.02b 1.38d, 3-35
Wheel Assy, Drive (See Breakdowns), 2-21
Wheel Assy, Drive, 4-4
Wheel, 04.0d 0.89w 0.64b, 1-1, 2-43
Wheel, 04.0d 2.56w 0.41b, 2-7
Wheel, 05.0d 2.00w 0.75b, Gray, W/ Bshg,
3-57
Wheel, Pyu, [300x100 Red], 4-4
Wheel, Steering, 14.4d, 2-11




TENNANT COMPANY
 Technical Publications #15
 701 North Lilac Drive
 P.O. Box 1452
 Minneapolis, MN 55440-9947

POSTAGE WILL BE PAID BY ADDRESSEE

BUSINESS REPLY MAIL
 FIRST CLASS MAIL PERMIT NO. 94 MINNEAPOLIS, MN



NO POSTAGE
 NECESSARY
 IF MAILED
 IN THE
 UNITED STATES



Fold along dotted lines

Tape here





We Need Your Help...

As part of Tennant's Zero Defects Program, we want to know about errors you have found or suggestions you may have regarding our machine manuals. If you find an error or have a suggestion, please complete this postage-paid form and mail it to us. Thank you for helping us make zero defects a way of life at Tennant.

Manual No. _____ Rev. No. _____ Publish Date _____ Page _____
Machine _____ Report Error Suggestion


Name _____ Date _____
Customer Number _____
Company _____
Address _____
City/State/Zip Code _____




TENNANT COMPANY
 Technical Publications #15
 701 North Lilac Drive
 P.O. Box 1452
 Minneapolis, MN 55440-9947

POSTAGE WILL BE PAID BY ADDRESSEE

BUSINESS REPLY MAIL
 FIRST CLASS MAIL PERMIT NO. 94 MINNEAPOLIS, MN



NO POSTAGE
 NECESSARY
 IF MAILED
 IN THE
 UNITED STATES



Fold along dotted lines

Tape here

